



# HPAC

## Homeless Services system overview and FY 22/23 planning

March 17, 2022

Department of Housing Services



# System of Care



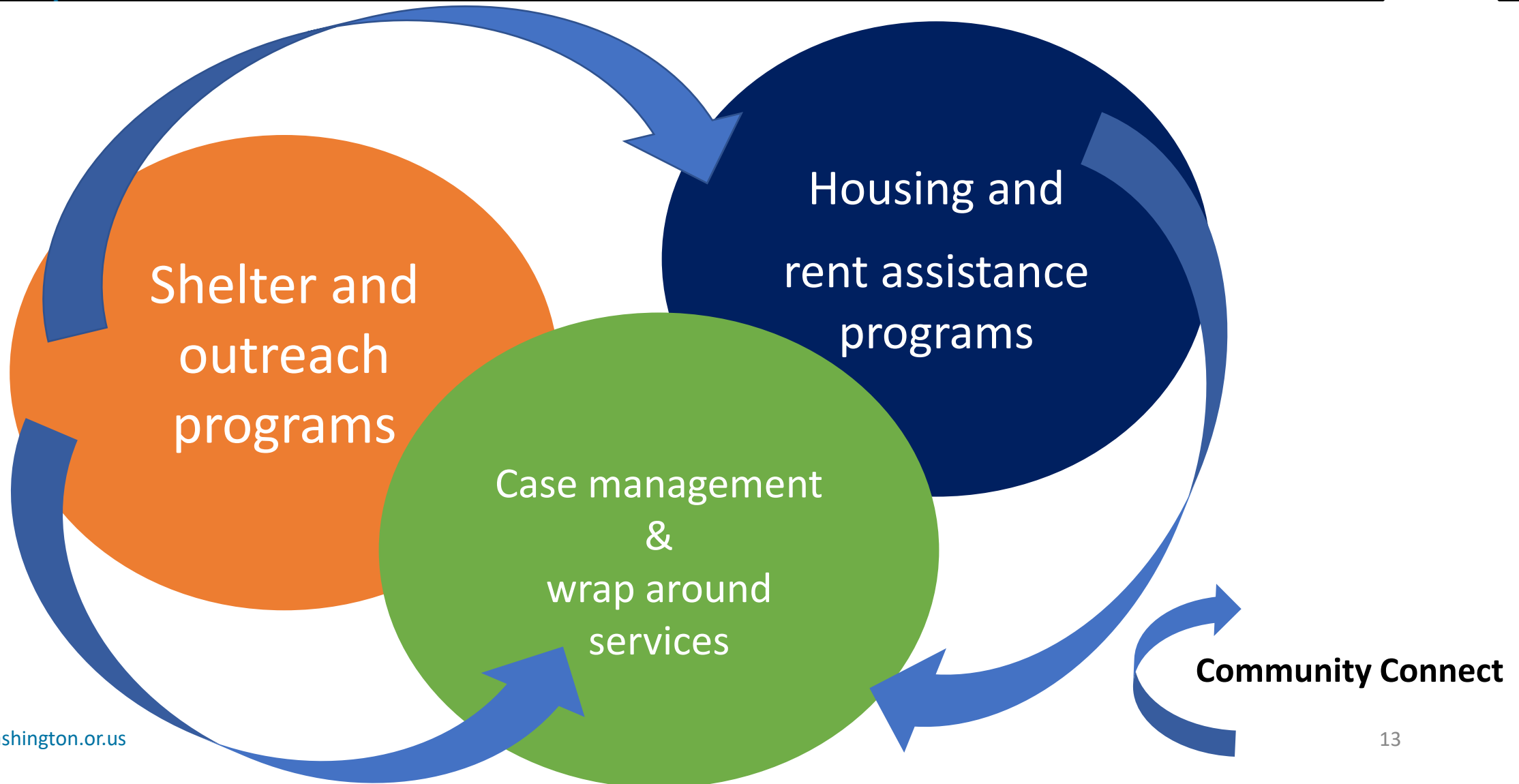
Shelter and  
outreach  
programs

Housing and  
rent assistance  
programs

Case management  
&  
wrap around  
services



# System of Care





# Homeless and Supportive Services



Shelter and  
outreach  
programs

**FY21/22: \$8,838,771**

Program	Fund	Population	Capacity
Access Centers	State	All	4 centers, partially
Outreach Workers	State/ *Federal COVID	Unsheltered homeless	7 workers *6 workers
Family Shelters	State/County Levy	Families	25 families
DV Shelters	State/County Levy	DV survivors	9 families
Youth Shelters	State/County Levy	Youth	7 youth
Bridge Shelters	SHS	Population A	101 beds
Winter Shelters – non congregate	SHS	Men and Women	87 beds
Winter Shelters - congregate	SHS/ *FEMA	Medically vulnerable Families and youth	*100 beds



# Homeless and Supportive Services



**Emma Burridge**

Just Compassion, shelter worker







# Homeless and Supportive Services



Case  
management  
&  
wrap around  
services

**FY21/22: \$8,022,223**

Program	Fund	Population	Capacity
Other PSH case managers	Federal CoC	Chronic Homeless	3 workers
Rapid Rehousing case managers	Federal/ State/County General Fund/ *Federal COVID	Homeless	22.5 workers  *4 workers
Prevention Case managers	State	At risk tenants	2.5
Employment Specialists	State/ County Levy/ *Federal COVID	Work-focused adults	2 workers  *3 workers
Benefit Specialists	*Federal COVID	People with disabilities	*1 worker
HCMS	SHS	Chronic Homeless	38 workers



# Homeless and Supportive Services



San Juana, Bienestar  
Housing Case Manger



# Homeless and Supportive Services



Housing and  
rent assistance  
programs

**FY21/22: \$16,212,621**

Program	Fund	Population	Capacity
Shelter Plus Care	CoC	Chronic Homeless	150 vouchers
Rapid rehousing	Federal/State/ County *Federal Covid	All Homeless	117 units  *175 units
Transitional housing	CoC	Homeless	6 units
Eviction Prevention	State *State ESG *Federal Covid	Housed, at risk	383 households *472 households *2701 households
RLRA	SHS	Chronic Homeless	500 vouchers





# Homeless and Supportive Services



Ivy and Christian  
RLRA occupancy specialists





# SHS Program Goals: Year 1



Year 1 Program Goals		Outcomes achieved
Supportive Housing Placements (Population A)	500	94
Housing Stabilized (Population B)	500	19
Year-round shelter (capacity added)	100	102



# SHS Goals: Year 2



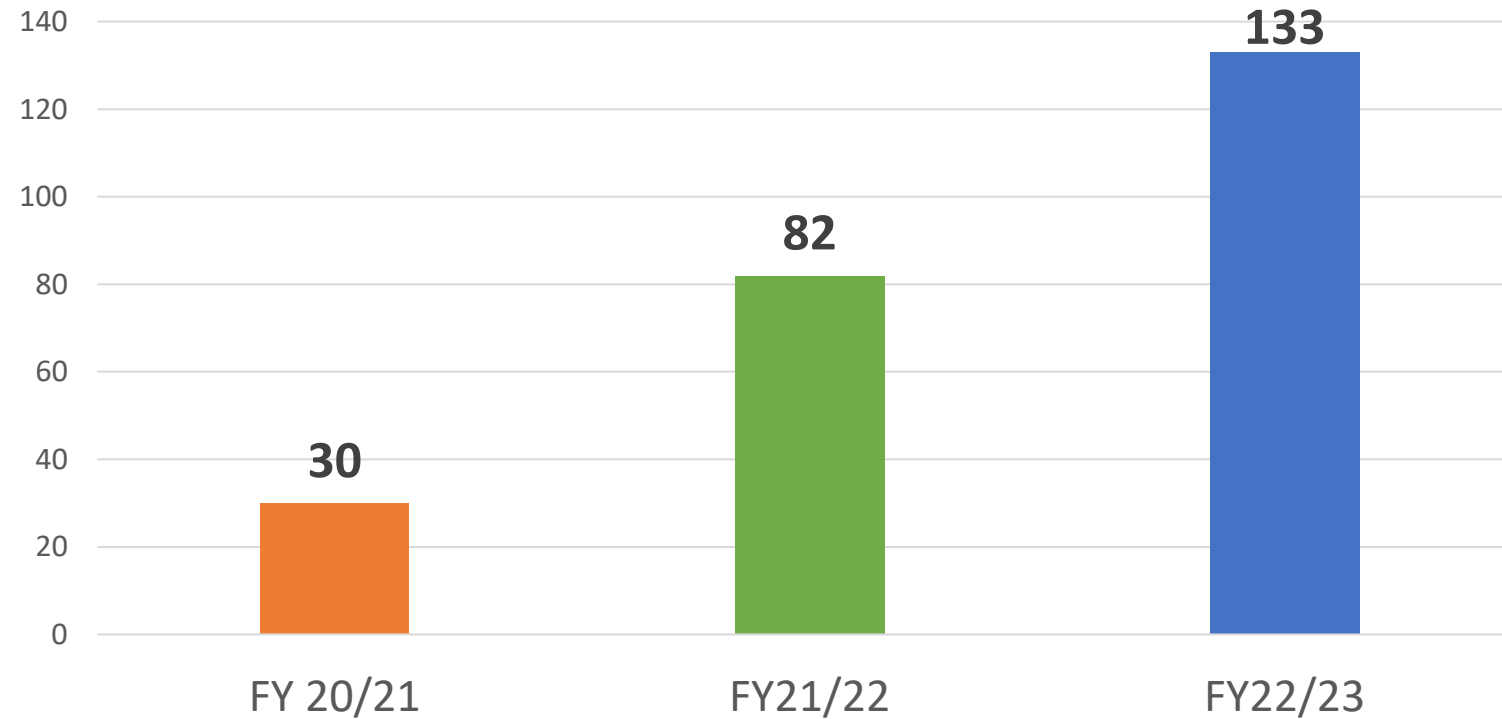
Proposed Outcome and Capacity Goals		Year 1	Year 2	Total
Outcomes	Supportive Housing Placements (Population A)	500	500	1000
	Rapid Rehousing Placements (Population B)	-	400	400
Capacity	Housing workers (Outreach, housing navigators, retention)	38	57	95
	Project Based PSH capacity added	-	100	100
	Year-round shelter capacity added	102	75	177



# Building a system of care



## Housing and Outreach worker capacity:

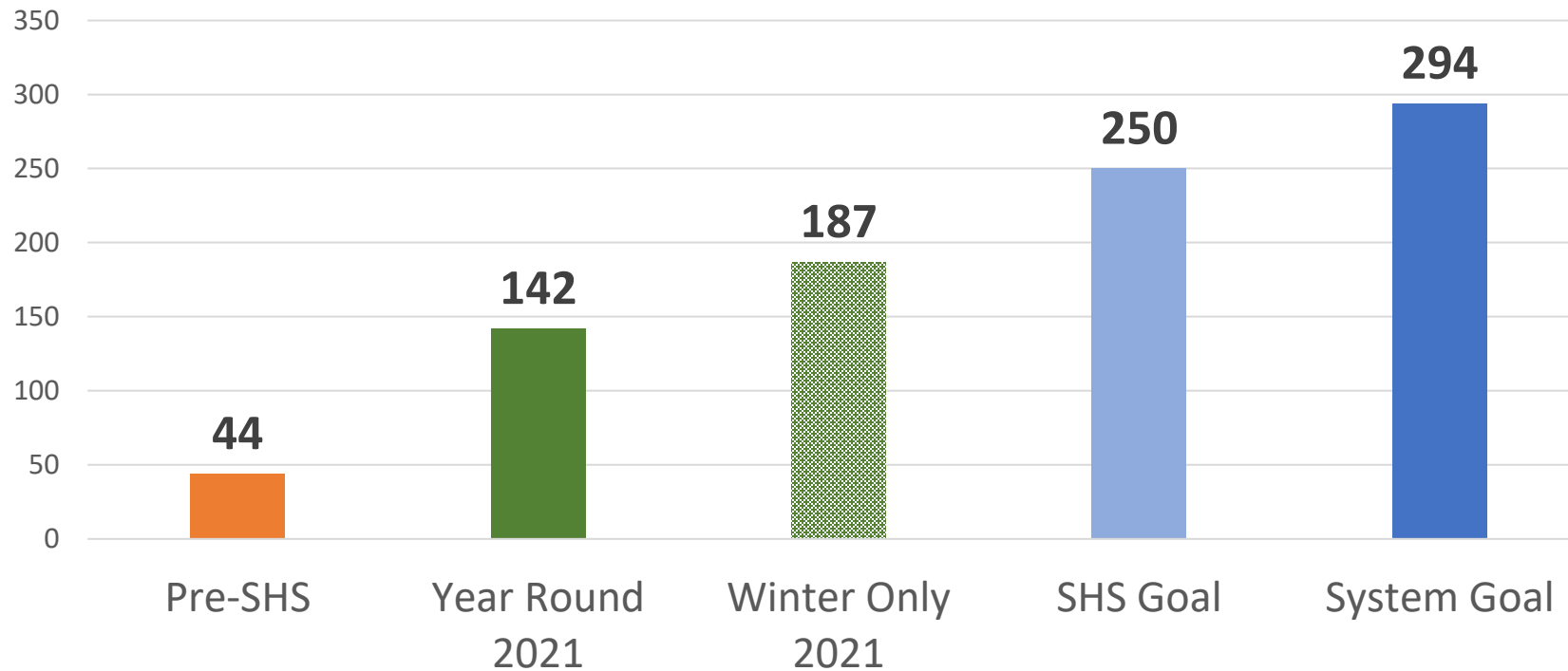




# Building a system of care



## Shelter Capacity:



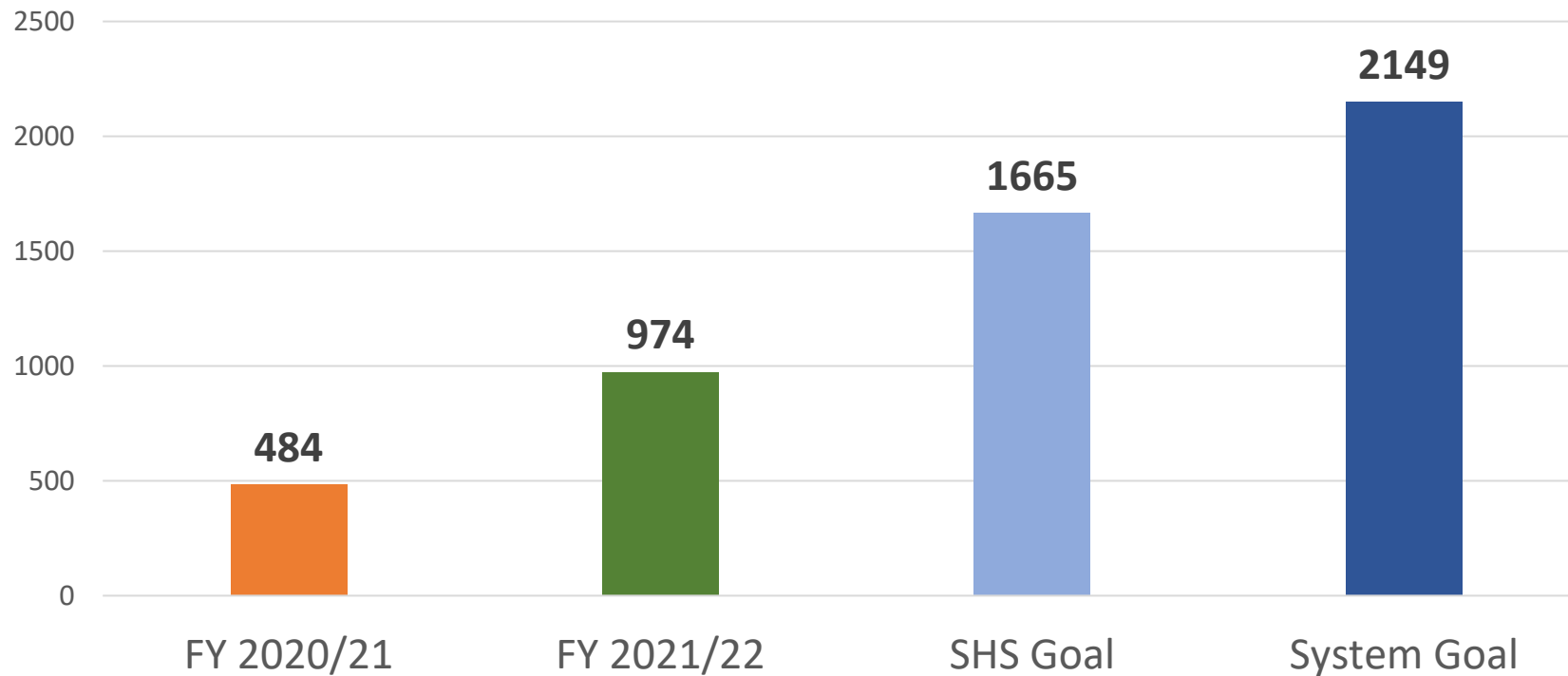




# Building a system of care



## Permanent Supportive Housing Capacity:





# Feedback



Questions about information?

Feedback on SHS outcome and capacity goals for Year 2?