



HOUSING **A**DVISORY **C**OMMITTEE



**Thursday, April 22, 2021
9:00 a.m.**

**Housing Authority of
Washington County
Department of Housing Services**



Mission

The Washington County Department of Housing Services provides a continuum of affordable housing options that promote community strength.

Strategies

- Provide rental assistance.
- Assist people in achieving housing stability, focusing on lower income populations.
- Develop, acquire and maintain affordable housing.
- Provide career placement and training opportunities through partner organizations.
- Connect low-income people to additional programs and services.
- Provide home ownership opportunities, where appropriate.
- Collaborate with public and private partners.

Equity Statement

The Department of Housing Services provides housing opportunities to all eligible persons no matter their race, color, religion, national origin, age, disability, familial status, marital or domestic partnership status, sex, gender identity, sexual orientation, veteran status, legal source of income or type of occupation.

In order to be relevant and effective in a rapidly changing and increasingly diverse environment, the Department of Housing Services commits to the principles of diversity, equity and inclusion for all members of the community we serve. Equitable access to resources and opportunity is the means to healthy, economically vibrant people and communities. We believe that authentically listening to, working inclusively with, and being accountable to the community we serve increases innovation and effectiveness and leads to more successful outcomes.

Mission, Strategies and Equity Statement are from our 2017-2027 Strategic Plan



TABLE OF CONTENTS

AGENDA..... Page 4

APPROVAL OF MINUTES Page 5

DISCUSSION..... Page 5

EXECUTIVE DIRECTOR’S REPORT Page 5

STAFF REPORTS

 A. Financial Statements..... Page 6

 B. Housing Choice Voucher Program..... Page 8

 C. FSS Programs and Special Projects Page 10

 D. Public Housing Page 13

 E. Affordable Housing/Portfolio Rehab Page 15

 F. Housing Development Page 17

 G. Report on Homelessness..... Page 21

OLD BUSINESS..... Page 25

NEW BUSINESS..... Page 25

RESOLUTIONS/ACTION ITEMS..... Page 25

ADJOURNMENT Page 25

Next Meeting:

May 27, 2021 (Budget)

2021 HAC Schedule
Thursday, January 28
Thursday, February 25
Thursday, March 25
Thursday, April 22
Thursday, May 27 - Budget
Thursday, June 24
Thursday, July 22 – No Meeting
Thursday, August 26
Thursday, September 23
Friday, October 8 or 15 - Retreat
Thursday, November 18
Friday, December 3 or 10 - Luncheon



HOUSING ADVISORY COMMITTEE
Teleconference

1-346-248-7799 Zoom Call-in Number

Webinar ID: 820 5677 8280

PW: 733202

April 22, 2021 at 9:00 A.M.

AGENDA

- I. ROLL CALL**
- II. ACTION – APPROVAL OF MINUTES**
 - A. March 25, 2021
- III. DISCUSSION - ORAL COMMUNICATIONS and MEMBER UPDATES**
- IV. EXECUTIVE DIRECTOR’S REPORT**
- V. STAFF REPORTS**
 - A. Financial Statements
 - B. Housing Choice Voucher Program
 - C. FSS Programs and Special Projects
 - D. Public Housing
 - E. Affordable Housing/Portfolio Rehab
 - F. Housing Development
 - G. Report on Homelessness
- VI. OLD BUSINESS**
- VII. NEW BUSINESS**
- VIII. RESOLUTIONS/ACTION ITEMS**
- IX. ADJOURNMENT**



I. ROLL CALL

II. ACTION – APPROVAL OF MINUTES

1 – March 25, 2021 meeting minutes

III. DISCUSSION

MEMBER UPDATES

IV. EXECUTIVE DIRECTOR’S REPORT

On February 26, Washington County moved to the “moderate risk” category although the week of April 12th the County received a warning that it may move back to “high risk”. There are four risk categories: Extreme, High, Moderate, and Lower. Under "moderate risk", our staff continue to be in the office at about 60% of normal and wear masks 100% of the time unless they have an office with a door that closes; telework is still encouraged whenever possible; and strict physical distancing is in place. The biggest change is our front office will be open to the public starting April 1 with limited hours, with a June 1 target date to be open full time. See this link for more information on COVID-19 risk levels <https://coronavirus.oregon.gov/Pages/living-with-covid-19.aspx>). Currently, all housing staff are healthy and free of COVID-19.

The Moving To Work (MTW) application is still in process. The Metro Supportive Housing Services Local Implementation Plan (LIP) was approved at the April 6 Board of County Commissioners meeting. Staff are now working on the SHS IGA (Intergovernmental Agreement) with Metro. The PHA Plan was approved at the April 6 Housing Authority Board of Directors meeting and has been submitted to HUD. HABOD and BOCC meetings can be viewed live on the County’s YouTube page or via Zoom (<https://www.co.washington.or.us/BOC/Meetings/board-meeting-schedule.cfm>).

In hiring and staffing news, the Housing Development Analyst, Senior Accounting Assistant, and Senior Administrative Specialist positions are undergoing human resources and SME (subject matter expert) reviews. Interviews are being set up for the vacant occupancy specialist positions. There are numerous positions, both current and in the future, that will be hired for the new Supportive Housing Services program. Check the County’s jobs website for the most up to date information (<https://www.governmentjobs.com/careers/cowashingtonor>).

Seven positions will be appointed to the HAC at the April 20 Board of Commissioners meeting. Four are reappointments and three are new members – welcome Alma Flores, Narendar Sahgal, and Alma Tapia Hernandez!

Staff continue to work with Building Services to ready our new space at Adam’s Crossing. We are all very excited to have more room and space better suited to the work that we do.

Please stay healthy, everyone.

Komi Kalevor
Director



V. STAFF REPORTS

A. Financial Statement

1. Housing Authority Financial Report to the Housing Advisory Committee
February 2021

<will be distributed at the meeting>



A. Financial Statement
2. Housing Services Financial Report to the Housing Advisory Committee
February 2021

<will be distributed at the meeting>



V. STAFF REPORTS
B. Housing Choice Voucher Program
1. Operational Performance Measures
March 2021

Housing Choice Voucher

a) Wait List: HAWC’s waitlist is closed. The current waitlist accepted applications from May 2-9, 2015. There are 710 households on the waitlist for March.

b) Occupancy Rates:
Section 8: March 86% (February 86%)

We had 2,561 vouchers leased up in March (February report – 2,556). Our Annual Contributions Contract (ACC) is 2,977¹ vouchers, so we need to lease up 416 vouchers to reach our authorized capacity.

HAWC issued 81 vouchers in March. There are 74 vouchers outstanding and not under lease.

HCV PROGRAM UPDATE

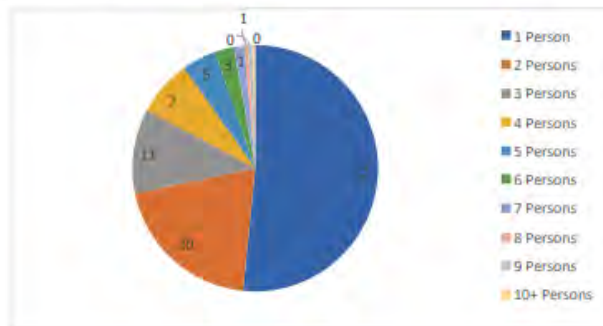
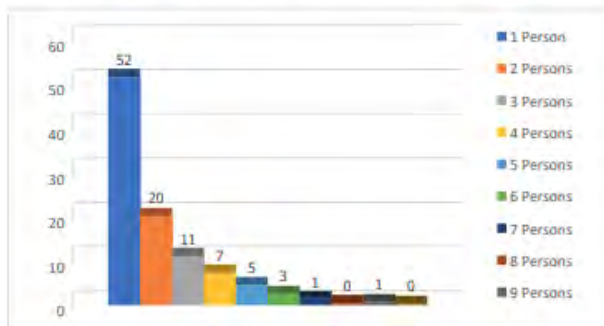
General Updates:

The HCV program is absorbing 113 Port-in vouchers from other PHAs in addition to issuing off the HCV waiting list to increase utilization.

Program Snapshot of Household size:

Distribution by Household Size as a % of 50058

1 Person	2 Persons	3 Persons	4 Persons	5 Persons	6 Persons	7 Persons	8 Persons	9 Persons	10+ Persons
52	20	11	7	5	3	1	0	1	0



Total Household Members and Average Size

Total Number of Household Members	Average Household Size	Number of Households
5,487	2	2,546

¹ Although the housing authority has 2,953 vouchers allocated, due to the utilization of funds (see footnote 2 below) HAWC cannot issue this many vouchers.



V. STAFF REPORTS
B. Housing Choice Voucher Program
2. Section 8 Waiting List
March 2021

Wait List Time Based on # of HH Members											
# HH Members	1	2	3	4	5	6	7	8	9	10	Total
#Families	354	114	116	59	29	26	4	4	3	1	710
Average Days	2,168	2,168	2,168	2,168	2,168	2,168	2,168	2,168	2,168	2,168	2,168

Wait List Based on Gender				
Gender	Female		Male	Total
Total	500		210	710

Wait List Based on Race								
Race	Am. Indian	Asian	Black	Native Hawaiian	White	Multiple	Unk.	Total
	6	23	190	9	407	34	41	710

Wait List Based on Ethnicity				
HH Ethnicity	Hispanic	Not Hispanic	Unknown	Total
	110	598	0	710

Wait List Based on HH Type					
Type	Disabled	Elderly	Family	Other	Total
	160	64	304	182	710

New waitlist, including clients who applied for the waitlist in May 2015 and were selected for the waitlist via random lottery.



V. STAFF REPORTS
C. FSS Programs and Special Projects

PROJECT-BASED VOUCHERS

The Housing Authority may authorize project-basing a maximum of 20% of its total voucher funding allocation (not total numbers of vouchers) with approval from HUD. As of the end of 2018, the total Project-Based Vouchers (PBV) the Housing Authority could issue is approximately 410. HAWC currently has PBVs allocated to Category I (chronically homeless), Category II (30% or less MFI), “Special Needs” and VASH (for homeless veterans).

Remaining available Project-Based Vouchers, and Project-Based Vouchers that have been awarded but are not yet project-based, continue to be utilized as tenant-based vouchers. Vouchers are project-based as units become available and residents leave the Section 8 tenant-based voucher programs.

Total Contract	Total Leased	Utilization Rate
194	189	97%
Projects Leased	Sum of Leased	Sum of Eligible Units
Alma Gardens	8	8
Alma Gardens VASH	5	5
Barcelona	8	8
Bridge Meadows	8	8
Cedar Grove	8	8
Cornelius Place	11	11
Fir Crest Manor	14	14
Housing Team / SAMHSA	3	3
Orchards	24	24
PLUSS	11	12
Pomeroy Place	13	15
Pomeroy Place VASH	5	5
Red Rock Creek Commons	24	24
Sunset View	24	24
The Knoll	8	8
The Knoll VASH	4	4
Tom Brewer House	11	13
Grand Total	189	194
CPD (Tigard Triangle)	2021?	(8 VASH, 8 Regular) 16
The Mary Ann	2021?	8
Total HAP and AHAP		234

Awarded = Project has been allocated project-based vouchers contingent on satisfying RFP requirements.

Project-Based = Project is ready for occupancy and vouchers are attached to specific project-based voucher housing units in the property.



FAMILY SELF-SUFFICIENCY (FSS) PROGRAM

Family Self Sufficiency (FSS) Program: Participant information 3/1/2021

Participating Households:

- Total Participating Households: 68
- Housing Choice Voucher: 56
- Public Housing: 12

Escrow Balances:

- Total Escrow Balance: \$408,632
- Highest Escrow Balance: \$41,822
- Average Escrow Balance: \$6,009

Monthly Escrow:

- Total Monthly Escrow: \$11,876
- Highest Monthly Escrow: \$987
- Average Monthly Escrow: \$175

Average Increase in Annual Earned Income:

- Total Increase in Annual Earned Income: \$662,104
- Highest Increase in Annual Earned Income: \$50,521
- Average Increase in Annual Earned Income: \$9,736

FSS Update:

In March the FSS team has focused on onboarding new program participants and supporting households preparing for graduation. Two new households have enrolled in the program. However, numbers are expected to remain stable for the next 30 days as new enrollments are balanced by graduations from the program. Staff continue to build program structure by closely reviewing outreach and onboarding documents for families and preparing new materials to advertise the program in annual review packets or through email.

Two program participants have reached their goals of homeownership readiness! One individual achieved independence from housing assistance and plans to buy a home using FSS escrow and Individual Development Account Funds for their down payment. Another program participant has been pre-approved for a home loan and is finishing the last goals of their FSS Contract of Participation with homeownership on the horizon. The Family Self-Sufficiency caseworkers are honored to be part of these families' journey from public assistance to generational asset building.

Kaiser Metro 300

The Kaiser Metro 300 program serves houseless, age 50+, disabled individuals with short term rental assistance and move-in funds. Currently 79 people have leased up since the



start of the program and 26 are current shoppers. We are currently accepting referrals from all community partners and will continue to lease up until July 1, 2021.



V. STAFF REPORTS
D. Public Housing
1. Operational Performance Measures
March 2021

PUBLIC HOUSING

a) Public Housing Average Vacancy Days: Average vacancy days for the month of March 2021 was at 0 (February 80). HUD rates Housing Authorities on cumulative vacancy days on a fiscal year basis. Our goal is 18 days and HAWC achieved 36.69 days through March 2021. HUD rates 20 days or below as an “A”.

b)

b) Occupancy Rates:

Public Housing: March 98.4% (February – 99.6%)

c) Work Order Effectiveness:

Average maintenance response time for work orders is a major indicator that correlates closely with resident satisfaction and preservation of our capital assets. For January, the average maintenance response time for emergency and routine work orders for the public housing portfolio is as follows:

	<u>Avg. Response</u>	<u>Our Goal</u>	<u>HUD Standard</u>
Emergency WO's	4.49 hrs.	3 hrs.	24 hrs.
Routine WO's	14.35 days	3 days	25 days

Work Orders

- Reported 1,046 year-to-date non-emergency work orders that have been completed in an average of 36.69 days.
- Reported 94% of thirty-five (35) year-to-date emergency work orders completed within 24 hours.



V. STAFF REPORTS
D. Public Housing
2. Public Housing Average Vacancy Days
March 2021

TURNOVERS/UNIT TURNOVER TIME

- Maintenance completed zero (0) Public Housing unit turnovers in March, with a turnover time of 0 non-exempt days.
- For the 20-21 Fiscal Year, Unit Turnover Time was 477 non-exempt days and 4 Capital Improvement exempted days for thirteen (13) units averaging 36.69 days per unit.



V. STAFF REPORTS
E. Affordable Housing/Portfolio Rehab
1. Affordable Housing Portfolio Performance Measures
March 2021

HAWC's AFFORDABLE HOUSING PORTFOLIO

HAWC owns and operates affordable properties included in financial reports under Local Fund, Affordable Housing, and two properties with stand-alone financials.

Total Occupancy: 96.4% (23 vacancies/643 units)

- a) Local Fund Properties (managed by HAWC and/or contractors) 92.3% (1 vacancy/13 units).
- b) Affordable Housing Properties (managed by Cascade Property Management): 96.7% (18 vacancies/538 units)
- c) Kaybern Terrace (managed by Cascade Property Management): 91.7% (1 vacancy/12 units)
- d) Aloha Park (managed by Cascade Property Management): 96.3% (3 vacancies/80 units)

HAWC PARTNERSHIP AFFORDABLE HOUSING PROJECTS

	Project Name	City	St.	1 BR	2BR	3 BR	4 BR	Total Units	Year Completed
1	Covey Run	Forest Grove				26	14	40	2001
2	Gateway Commons	Hillsboro		18	51	44		113	2004
3	Quatama Crossing	Beaverton		222	423	66		711	2006
4	The Orchards at Orengo Station	Hillsboro		40	17			57	2015
5	The Orchards at Orengo II Station	Hillsboro		44	14			58	2016
6	The Orchards at Orengo III Station	Hillsboro			33	19		52	2018
7	Sunset View Apartments	Beaverton		88	112	36		236	2016
8	The Fields	Tigard		128	104	32		264	2020
9	Willow Creek Crossing	Hillsboro	38	71	11			120	2020
<u>TOTAL</u>		-	38	611	765	197	14	1,651	



V. STAFF REPORTS
E. Affordable Housing/Portfolio Rehab
2. Portfolio Rehab Report
March 2021

HAWC4 PORTFOLIO REHAB PROJECT

- The team has selected Pinnacle Architecture to join the design/build team
- Pinnacle brings 30 years of affordable housing design experience which includes the renovation of 52 affordable housing properties
- Pinnacle has visited all four sites and working with LMC and Brawner to refine the Scope of Work
- The 4% LIHTC pre-application will be submitted in the next month to Oregon Housing and Community Services.



V. STAFF REPORTS
F. Housing Development

The Housing Authority of Washington County (HAWC), a separate legal entity of Washington County's Department of Housing Services, is responsible for Development and Portfolio Management. HAWC, either directly or through a wholly owned affiliate, may work with developers, financial institutions, and government agencies, to build, acquire, and/or rehabilitate, thriving affordable housing communities in Washington County.

METRO BOND UPDATES

1. Conversation is continuing with Metro regarding Concept Endorsement for the Saltzman Road Senior Housing Project. Concept Endorsement is anticipated in April.
2. The Forest Grove Family Housing project is the next Metro bond project scheduled to close on financing and begin construction. The project team is working toward a July 2021 closing. The project has been named The Valfre at Avenida 26 in honor of previous HAWC Executive Director, Val Valfre. Mr. Valfre resides in Forest Grove and is a former Forest Grove City Councilor. HAWC will request \$7.2 million in Private Activity Bonds to support the development of this project from the State in April. HAWC will request Final Approval of the Board of County Commissioners and Metro in May.
3. The Aloha Inn project is moving forward on selection of an architect to assist with project renovation.
4. The survey around project design for Metro bond-funded projects is still available on our website (through April). The survey is available in all of the County's safe harbor languages and is a part of wider community engagement work to reach marginalized communities. Link to the survey: <https://www.co.washington.or.us/Housing/AffordableHousingBond/metro-bond-comment-opportunities.cfm> . So far, staff have received roughly 60 survey responses. A survey specific to senior housing is also now available.

List of Metro Affordable Housing Bond Projects in Washington County:

Project Sponsor	Project Name	Location	Metro Bond Amount	Total Development Cost	Unit Count	Concept Endorsement Date
Home First Development	Saltzman Road Senior Apartments	Cedar Mill (unincorporated)	\$5,990,000	\$12,365,000	53	1/26/2021



WASHINGTON COUNTY

OREGON

		Wash. Co.)				
Housing Authority of Washington County	Aloha Inn	Aloha (unincorporated Wash. Co.)	\$8,465,000	\$9,000,000	54	12/15/2020
Bienestar and REACH CDC	Plaza Los Amigos	Cornelius	\$12,830,000	\$39,208,808	113	9/1/2020
BRIDGE Housing Corporation	Aloha Housing	Aloha (unincorporated Wash. Co.)	\$10,230,000	\$27,853,500	82	9/1/2020
BRIDGE Housing Corporation	Goldcrest Apartments	Beaverton	\$8,700,000	\$28,142,095	75	9/1/2020
Community Partners for Affordable Housing	Basalt Creek	Tualatin	\$14,320,000	\$43,583,824	116	9/1/2020
DCM Communities & Housing Authority of Washington Cty.	The Valfre at Avenida 26	Forest Grove	\$3,792,088	\$10,994,346	36	9/1/2020
Northwest Housing Alternatives	Tigard Senior Housing	Tigard	\$6,270,000	\$19,209,708	58	9/1/2020
Related NW	Terrace Glen	Tigard	\$17,484,000	\$48,389,878	144	9/1/2020
Community Development Partners	Viewfinder	Tigard	\$11,583,000	\$32,699,090	81	6/18/2019
TOTAL			\$99,664,088	\$271,446,249	812	

For more information on the Metro Bond, see the links below:

Link to Washington County's Bond website:

<https://www.co.washington.or.us/Housing/AffordableHousingBond/index.cfm>



Link to Metro’s Community Oversight Committee membership list:
<https://www.oregonmetro.gov/public-projects/regional-affordable-housing-bond/oversight-committee>

Link to Metro Bond Work Plan Approved by Metro Council:
<https://oregonmetro.legistar.com/View.ashx?M=F&ID=7008257&GUID=51E9BFA9-5355-4D08-9448-304288761156>

HOUSING DEVELOPMENT PROJECTS

Project Status: Under construction.

The Viewfinder (Tigard)			
Housing Units: 81		Project Based Vouchers: 8 PBV + 8 VASH	
0 Studio	25 1BR	46 2BR	10 3BR
Ownership: Community Development Partners/HAWC Special Limited Partner		Total Project Costs: \$32.6M Funding: \$11.4M Metro Bond / \$12.1M 4% Tax Credits / \$7.7M Private Activity Bonds	
Project Update:			
<ul style="list-style-type: none"> • Construction start: June 2020. Project completion: October 2021. • Washington County’s Phase I Metro Bond project • Pre-leasing anticipated to begin in June. 			

Project Status: Under construction.

The Mary Ann (Beaverton)			
Housing Units: 54		Project Based Vouchers: 8 PBV	
0 Studio	25 1BR	26 2BR	3 3BR
Ownership: REACH		Total Project Costs: \$22.5 M Funding: \$3.0M Metro Bond; \$12.0M 9% Tax Credits	
Project Update:			
<ul style="list-style-type: none"> • Construction start: June 2020. • Project completion: August 2021. • Beaverton’s Phase I Metro Bond project 			

Project Status: Currently leasing up.

Fields Apartments (Tigard)			
		Housing Units: 264	
0 Studio	128 1BR	104 2BR	32 3BR
Ownership: Partnership of Housing Authority/DBG		Total Project Costs: \$60.4M Funding: \$9.8M LIFT; LIHTC; Conduit Bonds	
Project Update:			
<ul style="list-style-type: none"> • Link to virtual ribbon cutting video: https://youtu.be/9yO0y818h1M 			



Partner Development Projects

Project Status: Currently leasing up

Red Rock Creek Commons (Tigard)			
Housing Units: 48		Project Based Vouchers: 24	
0 Studio	48 1BR	0 2BR	0 3BR
Ownership: CPAH		Total Project Costs: \$18.4	
		Funding: LIFT; 4% LIHTC; HPOF	
Project Update:			
<ul style="list-style-type: none"> Virtual Grand Opening was held December 2nd. 			

Project Status: Currently leasing up

Cedar Grove (Beaverton)			
Housing Units: 44		Project Based Vouchers: 8	
4 Studio	26 1BR	7 2BR	7 3BR
Ownership: CPAH		Total Project Costs: \$15.7M	
		Funding: 9% LIHTC, HOME, GHAP	
Project Update:			
<ul style="list-style-type: none"> Virtual Grand Opening was held December 2nd. 			



V. STAFF REPORTS
G. Report on Homelessness
1. Continuum of Care Homeless Programs
March 2021

COVID-19 RESPONSE FOR UNHOUSED POPULATIONS

- Coronavirus (COVID-19) Response Plan continues to address the prevention of COVID disease transmission for the sheltered and unsheltered homeless populations through coordination and deployment of resources to serve a diverse population (e.g. age, disabilities, race/ethnicity) who are at high risk due to age and/or underlying health conditions.
- Winter Shelters comply with COVID Centers for Disease Control and Prevention (CDC) requirements and provide a critical element of disease transmission through access to sanitation, wellness checks, nutritious meals, and other basic needs.
 - Three (3) congregate winter shelters closed on March 15, 2021. All persons were provided shelter beds at alternative winter shelter locations that expanded capacity and will continue to operate through June 30, 2021.
 - More than 150 beds remain operational under the FEMA Public Assistance Program to include non-congregate shelters managed by Salvation Army Hillsboro Shelter, Project Homeless Connect Comfort Inn Shelter, and Project Homeless Connect Forest Grove Shelter. Shelters funded with local resources include Just Compassion Beaverton and Just Compassion Tigard Hospital Discharge shelter (congregate facilities).
 - Shelter Outcomes: 18 individuals have exited shelter to housing, with a total of 312 individuals having exited winter shelter by March month-end.

COVID-19 CARES ACT PROGRAMS SERVING HOUSELESS POPULATIONS

	Program Start and End Date	# People Served To-Date	# People Age ≤17 years (Child)	# People Age 18-44 Years (Adult)	# People Age 45+ years (Adult)	% Chronic* Homeless	% Persons of Color (Race)	% Persons of Color (Ethnicity)	# People Exit	% Exit to Housing	% Exit to Street/ Shelter	Avg. Length of Stay- Stayers (Days)	Avg. Length of Stay- Leavers (Days)
Winter Shelters: 200-beds [Funds: CARES CRF, EFSP; ESG; EHA; SHAP; and County \$]	11/15/2020 to 3/15/2021	473	7	229	237	37%	21%	15%	312	6%	94%	55	19

*Chronic = A person with disabling condition(s) and experiencing 12 or more months of homelessness (4+ episodes over 3 years)

**RV Parking exit to housing includes owned RV that is habitable

HOMELESS SYSTEM FUNDING, CoC REPORTING AND ACTIVITIES

- Point-In-Time (PIT) Homeless Count (Census) was performed on January 27, 2021 and reports 716 people experiencing homelessness, and increase compared to 618 people in 2020 PIT. Unsheltered homelessness increased to 357 people, compared to 307 people in 2020 and Sheltered homelessness increased to 359 people, compared to 311 people in 2020. Community Action Organization is the lead agency coordinating, resourcing, and training staff to perform the street count (unsheltered) census data collection. Washington County Housing is the lead agency for compiling and submitting to HUD the sheltered and unsheltered PIT data. The CoC Board approved submittal of the data on April 9, 2021.



- The Federal [FY2021 Continuum of Care \(CoC\) Program](#) competition registration was submitted to HUD on behalf of the County's CoC members. This is the first step in the competitive process to apply for Federal CoC Program grant funds to compete for renewal of \$4.2 million in housing programs and new competitive project funding.

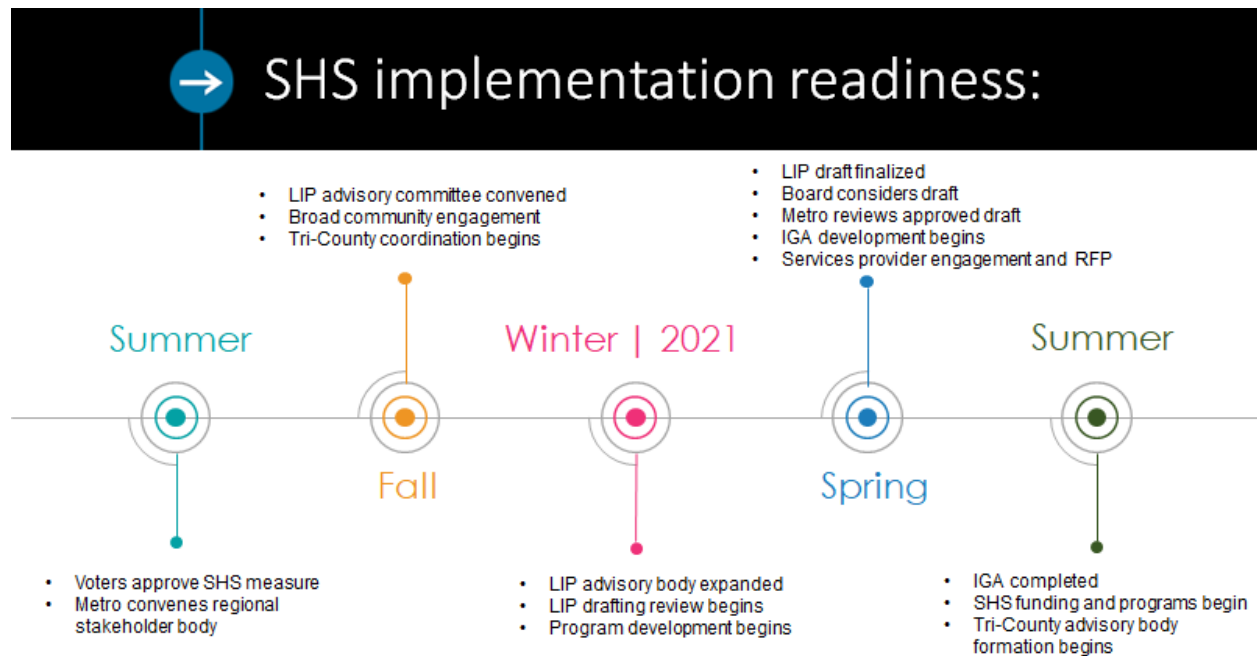
LEGISLATIVE ACTIVITIES AND COMMUNITY ENGAGEMENT

- The 2021 Oregon Legislative Session (January 21 to June 28) includes a few bills under consideration that address homelessness.
 - [HB 3115](#) codifies into state statute that it is against the 8th amendment for a local jurisdiction to penalize a person for sleeping on publicly owned lands, and states: "Any city or county law that regulates the acts of sitting, lying, sleeping or keeping warm and dry outdoors on public property that is open to the public must be objectively reasonable as to time, place and manner with regards to persons experiencing homelessness." On March 25 the Oregon Law Center's proposal passed out of committee on party lines to the House Floor.
 - [SB 410](#) requires state agencies to implement policies to ensure humane treatment of homeless individuals, and to provide standards for storage facilities used for unclaimed personal property given to law enforcement officials when homeless individuals are removed from establishing camping sites. Sen. Gorsek (D-Troutdale) will continue on with the original intent of SB 410 but limit it to Multnomah County. The amendment may add a Task Force to look at the rest of the state and how we return items.
- The [Housing and Supportive Services Network \(HSSN\)](#) is a consortium of more than 60 agencies working collaboratively to deliver services and housing through an equity lens with outcomes measured by Federal and local metrics defined in *A Road Home*, the County's strategic plan to end homelessness.
 - On April 7, the Oregon Department of Human Services provided a presentation on the Aging and People With Disabilities (APD) programs.
 - On the May 5 agenda is a presentation by Mr. Ken Crowley, Union Gospel Mission, regarding a new transitional housing program.
 - [Agendas](#) are online and the public is welcome to attend.



V. STAFF REPORTS
G. Report on Homelessness
2. Supportive Housing Services (SHS) Program
March 2021

Implementation readiness for the new [Supportive Housing Services](#) program continues with many areas of work. Here is a review of the overall timeline, with specific areas of work described in further detail below:



Local Implementation Plan (LIP) : The LIP was approved by our Board on April 6th, with unanimous support. The Chair, some community partners and staff will present the plan to the Metro regional oversight committee for their consideration and recommendation on April 26th. This body of work will inform implementation and be reconsidered annually for updates, as needed, through further program evaluation and community advisory body review. Find the [Washington County LIP here](#).

Service provider contract partnering: Staff will release an invitation for interested service providers to apply through an open, transparent and accountable Request for Programmatic Qualifications (RFPQ) procurement process available Monday, April 19th through May 19th. Organizations that meet the qualifications through demonstration of mission alignment, programmatic commitments, and experience serving the priority populations, will become eligible partners for future contracting opportunities through the Supportive Housing Service program. Pre-proposal question and answer sessions will be available on Monday, April 26th and Wednesday April 28th. [More information can be found here](#). The SHS program anticipates funding up to \$20 million in service



provision contracts to serve people experiencing homelessness, provide supportive housing, and wrap around supports in 2021/2022.



VI. OLD BUSINESS

Union Gospel Mission Women's Shelter: Melinda Bell (10 minutes)

VII. NEW BUSINESS

Housing Department Presentations Discussion: Komi Kalevor.

We try to give updates each year on the divisions in the Housing Services Department. One idea is to cover two divisions at upcoming meetings until all are completed.

HAC Feedback Discussion: Komi Kalevor.

Develop a focused framework, separated by Housing Department Divisions, to receive HAC feedback.

- Homelessness/SHS
- Rental/LRPH
- HCV/Special Programs
- Development
- Finance/Budget
- Administration

VIII. RESOLUTIONS/ACTION ITEMS

NA

IX. ADJOURNMENT