

A Road Home



10-Year Plan to End Homelessness

**2018 Homeless Assessment Report
to the
Board of County Commissioners**

**Year 10: A Summary of Outcomes
and Challenges**

October 2018



**WASHINGTON COUNTY
OREGON**

October 2018

This publication was produced by the Washington County Department of Housing Services, in collaboration with the Homeless Plan Advisory Committee (HPAC) and the Housing and Supportive Services Network (HSSN).

This publication is in the public domain. Authorization to reproduce it in whole is granted.

To learn more about the homeless programs in Washington County, visit the county's website at <http://www.co.washington.or.us/homeless> or contact Annette M. Evans, Homeless Program Manager at 503-846-4760 or email Annette_Evans@co.washington.or.us

TABLE OF CONTENTS

Executive Summary	i
Major Findings.....	i
Economic And Housing Factors	ii
Moving Forward in FY2018/19	iii
Year 10: Homeless Demographics and Trends	1
Point-In-Time Homeless Count (Census).....	1
Point-In-Time Homeless Population Trends.....	1
Point-In-Time Homeless Subpopulations	2
Homeless Student Population	2
Ethnicity and Race of Washington County Populations	3
Community Connect Homeless System Capacity.....	4
Year 10: Accomplishments and Outcomes	5
Year 10 Work Plan Focus Areas	5
Goal 1: Prevent People from Becoming Homeless.....	6
Emergency Shelter	7
Goal 2: Move People into Housing.....	8
Affordable Housing For 30% AMI Households	8
Transitional Housing.....	9
Rapid Re-Housing (Diversion from the Homeless System)	9
Permanent Supportive Housing	10
Goal 3: Link People to Appropriate Services and Remove Barriers.....	11
Goal 4: Increase Income Support and Economic Opportunities	12
Goal 5: Expand Data Collection	13
Goal 6: Implement Public Education on Homelessness	14
Year 10: Alignment with State and Federal Planning Efforts	15
Acknowledgements to the 2018 Homeless Assessment Report	16
Appendix A: Students Experiencing Homelessness	
Appendix B: Year 10 Work Plan Outcomes	

(This Page Intentionally Left Blank)

EXECUTIVE SUMMARY

Introduction

The 2018 Homeless Assessment Report is a series of reports charting progress in ending homelessness as outlined in the jurisdiction's plan, *A Road Home: 10-Year Plan to End Homelessness*.

Adopted in 2008, the plan did not foresee the economic recession of 2009 and the housing crisis that began in 2013. During this time, *A Road Home* has guided local government, public and nonprofit provider agencies, and faith-based organizations to prioritize investments to serve a growing population experiencing or at imminent risk of homelessness. The plan outlined the development of a single-point entry system – Community Connect – to reduce barriers, provide equal access to all persons seeking prevention assistance and homeless services, and create efficiencies in the homeless system.



Homeless Outreach Program and Enforcement (HOPE) provides resource and referral services.

New partnerships have been fostered as a result of the plan's implementation to include local city and county law enforcement that outreach to houseless residents living on our streets and refer them to Community Connect and community-based resources.

This report enumerates local homeless trends, the utilization of homeless assistance programs to address the ever-changing diverse needs of this vulnerable population, the outcomes achieved through an investment of \$9.5 million and the collaborative work of community partner agencies, and an introduction into the next phase of the county's plan, *A Road Home: Community Plan to Prevent and End Homelessness*.

Major Findings

HOMELESS DEMOGRAPHICS AND TRENDS

The population can be categorized by episodic homelessness (brief periods lasting days to months) and long-term chronic homelessness (12 months or longer). The number of chronic homeless people with disabilities living on the streets continues to increase in Washington County, and can best be served with supportive housing responsive to their needs.

- **Chronic homeless populations increased for a fifth year with 166 people reported in the 2018 point in time census**, as compared to 77 people in 2013.
- **5.6% of adults entering shelter and housing were discharged from Institutional Settings**, as compared to 5.2% in 2017; e.g. State Hospital, Psychiatric Hospital, Inpatient Alcohol and Drug Treatment Facility, Jail, Prison, Juvenile Detention.
- **71 homeless veterans reported in 2018**, as compared to 91 in 2013. 49% of the county's permanent supportive housing inventory is targeted to serve only veteran households.

Community Connect is a coordinated entry system that utilizes standard assessment criteria to provide referral to homeless housing programs. In October 2016, the Community Connect system expanded to prioritize prevention funds for households with a 72-hour eviction notice to prevent loss of housing.

In Year 10, Community Connect assessed 1,767 households (4,460 people) experiencing or at imminent risk of homelessness.

- 30% are homeless living in places not meant for human habitation, homeless shelter/housing or homeless prior to entry and now exiting into homelessness from institutions where they have resided for less than 90 days.
- 70% are severely rent burdened or living in unstable housing situation.

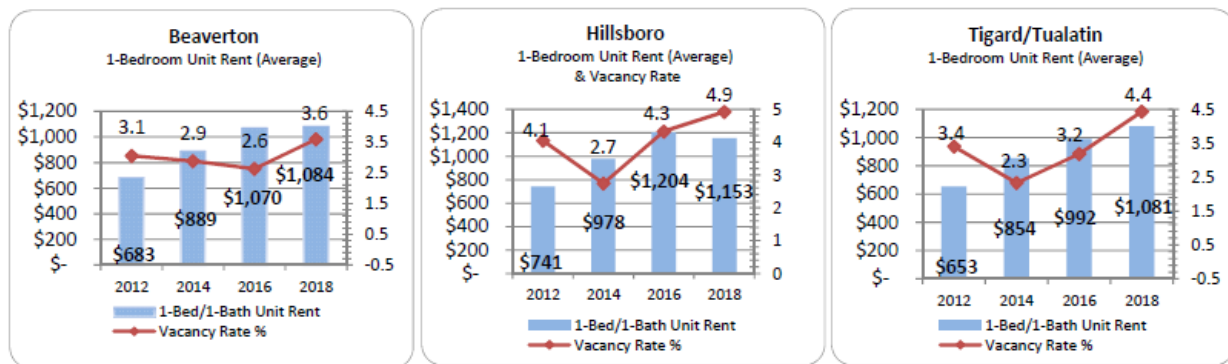
ECONOMIC AND HOUSING FACTORS

The “housing first” model works best when there is a supply of low-barrier affordable housing units for people at or below 30% area median income (AMI) that do not screen people out based on poor credit history, no current rental history, criminal background, no to low-wage employment/fixed income, etc. Developing landlord/property management relationships continue to be a priority.

This report considers many of the economic and housing indicators that affect people experiencing or at imminent risk of homelessness.

- In Year 10 a continued decline in home foreclosures is reported with **313 Trustee’s Deed and General Judgment foreclosures¹** recorded and 418 Notices of Default and Judicial Election to Sell. Pre-recession foreclosures were reported at 328 Trustee’s Deed foreclosures recorded (7/2007 to 6/2008).
- The **3.3% unemployment² rate** reported in June 2018 is favorable to the 10.0% unemployment rate reported in June 2009.
- Poverty continues to decline with **9% or 53,006 people with incomes below the Federal Poverty Level**, as compared to 10.5% or 61,192 people in Year 9. This is reflective of the short-term wage boost and an increase in population growth; however, the poverty populations continue to be severely rent burdened.

Housing Affordability: Rent costs continue to moderate as new multi-family housing units are constructed to meet the growing population. Some homeless individuals and families with housing barriers experience limitations in leasing units due to screening requirements. The **housing vacancy rate³** is improving; however, a gap remains in affordable housing units for extremely low-income households with income less than 30% AMI.



¹ Washington County Assessment and Taxation and Washington County Circuit Court; July 2016 to June 2017

² Oregon Department of Labor, <https://www.qualityinfo.org/home>

³ Norris, Beggs & Simpson Portland Metro Area MultiFamily Report, 2nd Quarter 2012 – 2015; and MultiFamily Northwest Report, 2nd Quarter 2016 and 2018. Annual survey excludes all new apartment properties “lease-ups” until they are on the market for 2 years. Disclaimer: Apartment properties participating in the survey may change annually.

Moving Forward In 2018/19

STRATEGIC INVESTMENTS TO LEVERAGE OUR RESOURCES

- **Stabilize severely-rent burdened households** by renewing \$150,000 in County General Fund to serve low-income households that pay more than 50% monthly income to rent.
- **Tailoring outreach to those that are least likely to request assistance.** Increase number of chronically homeless individuals and families that exit the streets through coordination and referral to Community Connect through homeless day center resources provided by Just Compassion of East Washington County and Open Door Counseling Center. Expand number of outreach workers funded with state Oregon Emergency Housing Assistance (EHA) funds.
- **Increase affordable housing units for extremely low-income households.** Washington County General Fund increased investment in the Housing Opportunities Fund to \$1,000,000. Align with Washington County Thrives priorities to create policy and funding opportunities for affordable housing, workforce development and early learning.
- **Create new permanent supportive housing (PSH) for chronically homeless.** Prioritizing resources in support of 'housing first' programs that leverage mainstream and community resources. Increase turn-over of beds/units through supports for homeless participants to obtain employment income and self-sufficiency that leads to independent permanent housing.
- **Strengthen partnerships that link and align employment opportunities.** Create capacity in the homeless system to leverage employment and workforce programs with rental assistance, and provide supports that assist persons with disabilities re-enter the employment sector to include hosting Disability Rights of Oregon to train case workers on Work Incentive program.
- **Align with Family Justice Center (FJC) serving domestic violence survivors (opened April 2018).** Washington County Department of Housing Services and Domestic Violence Resource Center seek \$185,531 in a competitive HUD grant application for Sojourner's House, a new rapid re-housing project providing 10-units housing for victims of domestic violence.
- **Support homeless campers with public health and sanitation programs.** Implement Metro Trash Bag Collection pilot with Severe Weather Shelters, homeless outreach and day centers to provide homeless campers and persons living in vehicles with solid waste removal services.
- **Safe Parking Pilot Project.** The City of Beaverton is funding a pilot project to provide homeless living out of their vehicles a place to park and access restroom facilities, garbage services, and other amenities while they seek housing opportunities.
- **Metro Affordable Housing Bond Measure 26-199.** On November 6, voters will have an opportunity to approve the issuance of bonds to create affordable housing in the tri-county region, with 1,315 units in Washington County. Local efforts will leverage existing and create new funds to provide supportive services.
- **Adult Shelter.** Convene stakeholders to address gap of year-round adult-only shelter beds.
- **Institutional Discharge.** Convene stakeholders to analyze and improve discharge policy and plans in an effort to reduce number of people exiting into homelessness.
- **Implementation of the jurisdiction's new strategic plan - A Road Home: Community Plan to Prevent and End Homelessness.** Adopted by the Washington County Board of Commissioners on June 19, 2018, *A Road Home* intends to refocus and amplify our community's existing efforts to support people with housing programs and best practice methods, expand the focus on prevention and provide emergency shelter while working through housing barriers to access permanent housing. The plan is available online at <https://www.co.washington.or.us/Housing/EndHomelessness/a-road-home.cfm>

(This Page Intentionally Left Blank)

YEAR 10: HOMELESS DEMOGRAPHICS AND TRENDS

POINT-IN-TIME HOMELESS COUNT (CENSUS)

Data collection performed January 24 to January 30, 2018

The annual homeless census data provides a basis for planning purposes, and is used in weighted formulas for distribution of state and federal funds to jurisdictions. Washington County continues to enumerate, de-duplicate and ensure quality of the annual homeless census using *ServicePoint* Homeless Management Information System (HMIS). Community Action Organization is the lead agency in coordinating the annual homeless census activities.

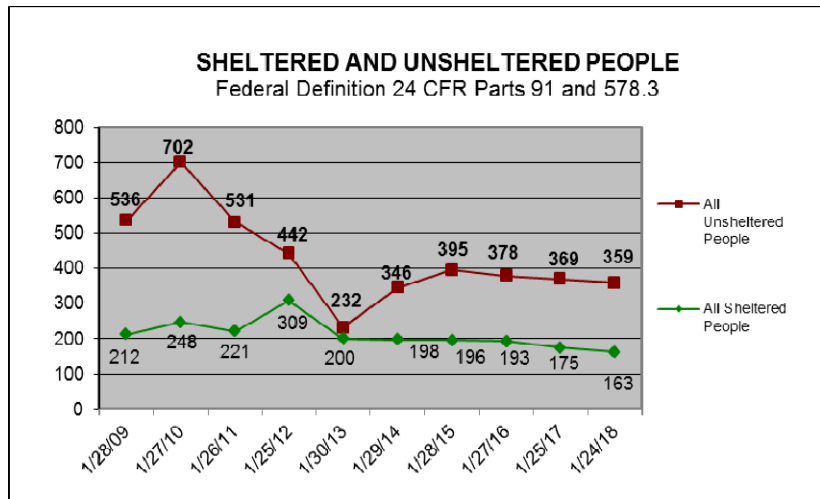
	Total Shelter and Unsheltered Homeless	[Family] At Least One Adult and One Child ≤17 Years	[Adult Only] Single Adult and Couples without Children	[Youth Only] Only Children <18 Years
# of Homeless Households	413	39	368	6
# of Homeless Persons	522	115 (17 chronic ⁴)	401 (149 chronic)	6
Literally Homeless: Sheltered ⁵	163	72	86	5
Literally Homeless: Unsheltered	359	43	315	1

Source: Washington County Point-In-Time Homeless Count, January 2018

Point-In-Time Homeless Population Trends

522 people in 413 households interviewed during the annual Point-In-Time (PIT) census. The 359 unsheltered people living in places not meant for human habitation is a decrease compared to 369 in 2017 PIT.

Emergency Shelter bed utilization was 67% on the last Wednesday in January, as compared to 57% in 2017. Shelter and housing providers continue to work on process improvements to increase bed utilization and serve more people.



Source: Washington County Point-In-Time Homeless Count, January 2018

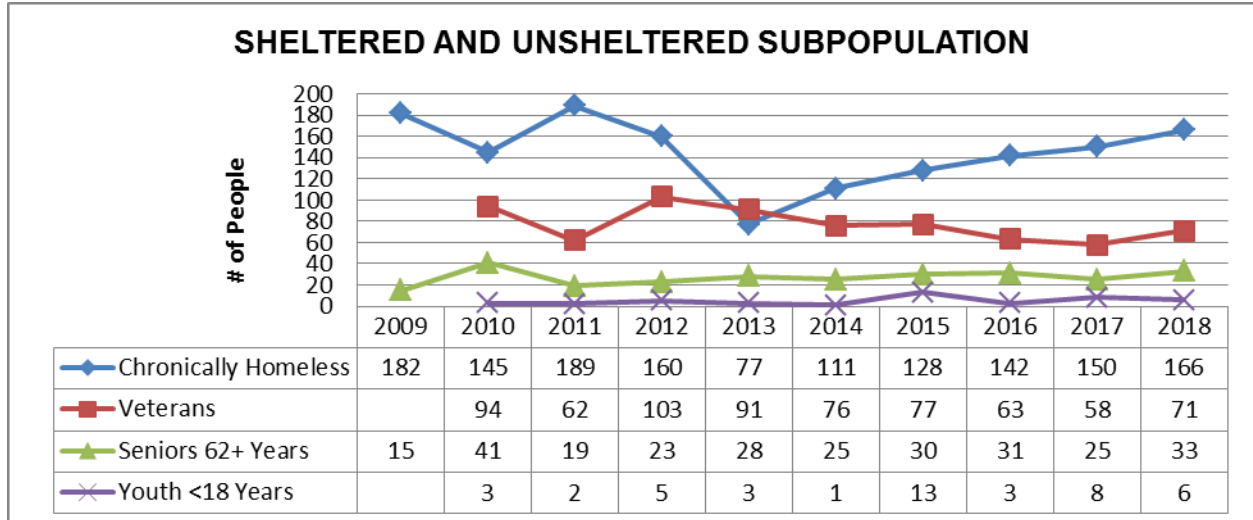
⁴ **Chronic homeless definition** includes literally homeless people living in a place not meant for human habitation, a safe haven, or in an emergency shelter, and has been homeless and living or residing in a place not meant for human habitation, a safe haven, or in an emergency shelter continuously for at least one year or on at least four separate occasions in the last 3 years, and can be diagnosed with one or more disabling conditions. [December 2015, 24 CFR Parts 91 and 578.3]

⁵ **Federal homeless definition** includes literally homeless people living in shelter and housing designated to provide temporary living arrangement, and people with a primary nighttime residence that is a place not designed for or ordinarily used as a regular sleeping accommodation (place not meant for human habitation). [December 2011, 24 CFR Part 91]

Point-In-Time Homeless Subpopulations

People experiencing homelessness tend to have special needs for housing and services to address physical, psychological and physiological disabilities.

A range of housing barriers delay or prevent people from transitioning out of homelessness and into housing due to poor credit and/or eviction history, criminal background, lack of education and job skills to obtain or retain living wage employment, fleeing domestic violence, and other socioeconomic factors.



Source: Washington County Point-In-Time Homeless Count, January 2018

Homeless Student Count

HOMELESS STUDENT POPULATION: SCHOOL YEAR 2017-2018

Total = 2,663 students in Washington County

On December 10, 2015, President Obama signed the Every Student Succeeds Act (ESSA). The ESSA represents a shift from broad federal oversight of primary and secondary education to greater flexibility and decision making at the state and local levels. As a part of this work, the Oregon Department of Education completed a State Plan that reflects the state's education priorities and began implementation in the 2017-2018 school year. McKinney-Vento Homeless Student Liaisons from seven school districts in the county work closely with homeless service providers to align homeless students and their families with housing resources.

See Appendix A for a summary of homeless students by school district and data on Oregon's homeless student populations.

Ethnicity and Race of Washington County Populations

Census⁶ data reports 588,957 people call Washington County home and is reflective of a diverse community. The homeless and program participant data represents people of color are a higher percentage in the homeless system, as compared to the overall county population. Black and African American (24%) and Multi-Racial (27%) populations are disproportionately represented in poverty, as compared to the county population with 2.4% Black or African American and 4.4% Multi-Racial.

Characteristics of Washington County Populations	Percentage of the Point In Time Street/Shelter Homeless Count 1/24/2018 522 people	Percentage of Persons in Shelter/Housing Programs 2017/18 1,727 people	Percent of Persons in Permanent Housing Programs 2017/18 840 people	Percentage of Persons living below Federal Poverty Level 2017 ACS-1 Year 53,006 people (9.0%)	Percentage of the County Population 2017 ACS-1 Year 588,957 people
Ethnicity					
Hispanic/Latino	12%	20%	19%	13%	16.8%
Non-Hispanic/non-Latino	88%	80%	81%	6%	83.2%
Race					
American Indian/Alaskan Native	3%	2%	2%	N	1.1%
Asian	0%	1%	1%	8%	10.9%
Black or African American	5%	9%	7%	24%	2.4%
Native Hawaiian/Pacific Islander	4%	2%	2%	N	0.5%
White	84%	77%	80%	7%	80.7%
Other Multi-Racial/Unknown	4%	8%	8%	27%	4.4%
Special Populations					
Veteran (Adults Only)	14%	17%	21%	5%	5.5%
Disabled (Children and Adults)	20%	51%	62%	20%	7.0%
Elderly 62+ years	6%	6%	9%	5%	12.9%

An "N" entry indicates that data cannot be displayed because the number of sample cases is too small.

Source: *Washington County Point-In-Time Homeless Count, January 2018*
Washington County Homeless Programs, HMIS July 2017 through June 2018
U.S. Census Bureau, 2017 U.S. Census QuickFacts 1-Year Estimate
U.S. Census Bureau, 2017 U.S. Census QuickFacts 1-Year Estimate

The working poor are more likely to experience episodic homelessness as a result of rising housing rents. People of color participating in shelter and housing programs are disproportionately represented in the households living below the Federal Poverty Level, and report the cause of homelessness as a result of underemployment and the high cost of housing rents (poverty). Similar findings are found in "Leading With Race: Research Justice in Washington County⁷".

Service provider agencies implement culturally specific, trauma informed services and programs that provide equal access to homeless programs; e.g. shelter, housing and services. Public and private providers continue to work toward system integration to leverage greater access to health, education and economic supports. The outcome of this work is reported in the number of people of color participating in programs and those who access permanent housing assistance. The implementation of Community Connect is providing greater racial justice as all people have equal access to shelter and housing, as reported by an increased number of people of color who are able to access housing programs.

Washington County Housing Services will support and monitor efforts to provide culturally specific services and access to affordable housing, to increase opportunities for communities of color in decision-making, to educate public leaders and stakeholders on the value of cultural diversity, and create a culture of compassion.

⁶ U.S. Census Bureau American Community Survey; July 1, 2017

⁷ Coalition of Communities of Color (CCC); June 12, 2018 <http://www.coalitioncommunitiescolor.org/leadingwithrace/>

Community Connect Homeless System Capacity

Implemented in January 2014, *Community Connect* provides a coordinated entry to the homeless response system providing emergency shelter, housing and services. Beginning in October 2016, prevention assistance resources were aligned with the system. This integrated system of care works to provide an effective intervention to minimize the trauma people experience and equal access through direct referral to crisis intervention services. The system captures data from 34 prevention, shelter and housing programs comprising 847 beds.

The system aligns with goals to provide housing and services that:

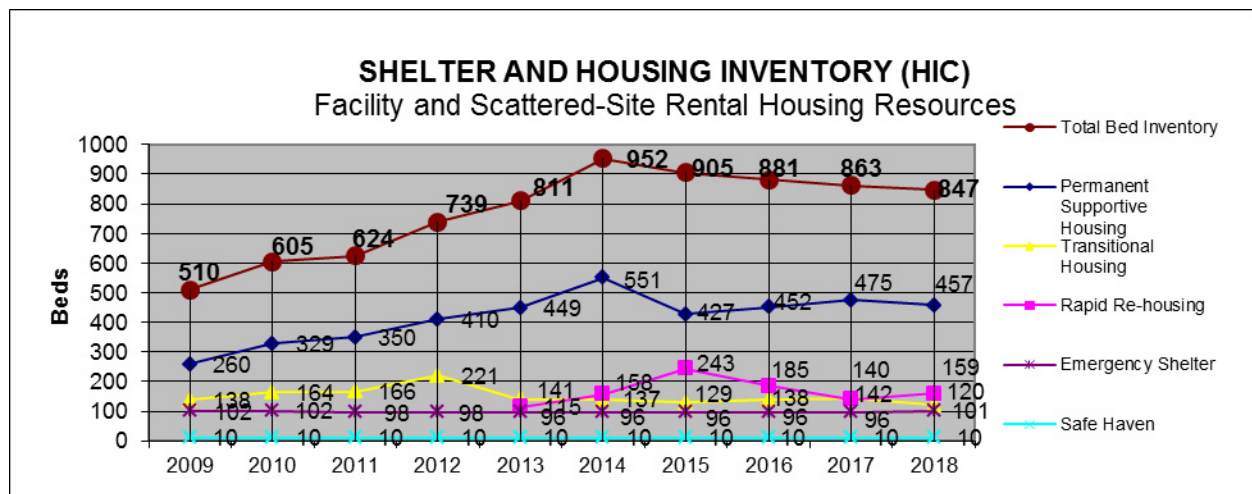
- ✓ Prioritize the most vulnerable with disabilities and long-term homelessness;
- ✓ Promote racial justice; and
- ✓ Reduce future episodes of homelessness (recidivism) through greater access to health care, mainstream resources, education, and employment programs that lead to self-sufficiency.

30% of the 1,767 households completing the Community Connect assessment are experiencing homelessness and 70% are at imminent risk of homelessness. A challenge experienced in Year 10 is the increase in wait time for Community Connect assessment appointments (average 14 days) for homeless persons. People with 72-hour eviction notices are scheduled within 3 days.

	# Households*			
	# Households Call For Assistance (Community Connect)	Refer to Shelter & Housing (Community Connect)	# New Households Served in Prevention, Shelter and Housing	# Households Underserved
July 2014 to June 2015	1911	1043	584	-459
July 2015 to June 2016	1968	992	556	-436
July 2016 to June 2017	1943	1246	822	-424
July 2017 to June 2018	2305	1767	1397	-370

*Households that complete a comprehensive assessment and are eligible for prevention and homeless re-housing programs.

Source: Community Connect, HMIS Data



Source: OR-506 CoC Housing Inventory Chart (HIC), January 2018

YEAR 10: ACCOMPLISHMENTS AND OUTCOMES

The Washington County Housing and Supportive Services Network (HSSN) is a consortium of more than 60 cross-sector public and private agencies that lead the implementation of the jurisdiction's 10-Year Plan to End Homelessness. The HSSN was developed to plan and implement a Continuum of Care (CoC) for individuals and families who are homeless. The HSSN mission is planning and coordination to ensure equal access to a range of affordable housing and services designed to prevent homelessness and help families and individuals experiencing homelessness to achieve their maximum level of independence and self-sufficiency.

A Road Home includes six goals with integrated strategies, many which are considered national best practices with proven effectiveness in reducing homelessness in other cities and counties nationwide. This section of the report will highlight the goals and performance outcomes in *outreach, prevention, diversion* (rapid re-housing) and *intervention* through a CoC planning model.

YEAR 10 WORK PLAN FOCUS AREAS

- Prevention of homelessness by prioritizing households with 72-hour eviction notice for emergency rent and utility assistance in alignment with Community Connect;
- Prioritized housing resources for households based on vulnerability and victimization that includes unsheltered populations living on the street and people with long-term disabling conditions; e.g. severe mental illness, development disabilities, chronic health issues, people experiencing domestic violence and/or human-trafficking;
- Shorten the length of time people are homeless and maximize public-funded bed/unit resources (turn-over resources) through delivery of client-centered services and effective transition from supported housing to permanent independent housing;
 - The homeless system served 1,727 individuals (986 households) in emergency shelter and housing programs, with 40% households enrolled in long-term permanent supportive housing programs.
- Reduce barriers to housing for people with criminal history, past evictions and job discrimination through development of landlord/property management partnerships to rent to homeless households, and increased attendance in the number of graduates completing the Rent Well Tenant Education Course while in Washington County Jail;
- \$3,369,507 in Federal FY2017 CoC Program grant award by the U.S. Department of Housing and Urban Development on March 15, 2018. The federal funds provide nearly 50% of the homeless response system to include housing rent subsidy and services.
 - In April 2018 Luke-Dorf, Inc. completed the land use process and awarded the development contract to Troffer Contracting, a Section 3 contractor. The Clover Court project received \$413,058 in HUD FY2015 CoC Program funds that leveraged \$1.2 million in HOME Partnership, OHCS, OHA, land donation by Washington County, a loan with The Community Housing Fund, and private agency funds to construct a 6-unit apartment complex targeted to re-house chronically homeless adults with severe mental illness.

Refer to Appendix B for a detailed listing of strategic investments and outcomes accomplished by the HSSN during the implementation of Year 10 of the 10-Year Plan.

Goal 1: Prevent People from Becoming Homeless

A contributing factor for the increase in households reported “at risk” and experiencing homelessness in Year 10 is a correlation between increased rental costs and people living on fixed income or low wage employment that do not keep pace with the cost of living increases. A trend of increasing Eviction Court Cases reflects the challenges in preventing homelessness for households on fixed incomes and low wage employment.

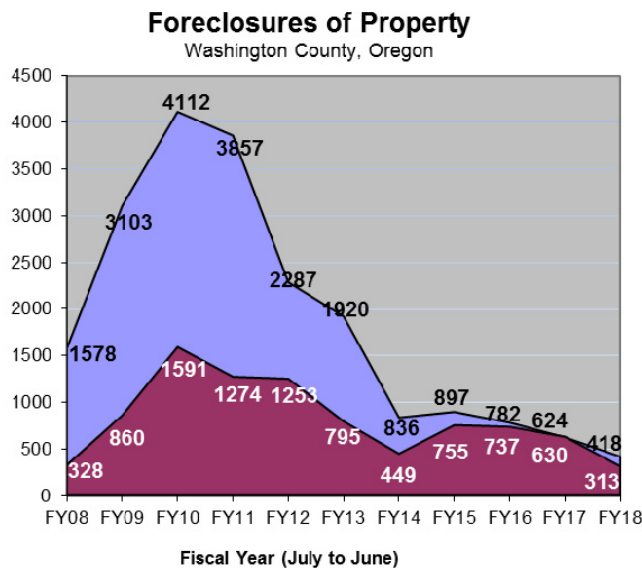
PREVENTION OF EVICTION AND FORECLOSURE

Prevention assistance supports people in their current housing that reduces trauma and costly homeless crisis intervention. Resources have been prioritized to implement a more robust prevention program that addresses *situational poverty*⁸.

- ✓ **County Prevention Assistance Program.** \$150,000 in County General Funds served 344 people (105 households) who are severely rent burdened with income <50% AMI.
- ✓ **Emergency Rent Assistance (CDBG, EHA, ESG, SSVF, OHCS EHA Veteran programs).** 2,386 people (791 households) facing eviction received nearly \$1 million in prevention assistance administered by Community Action Organization.
- ✓ **St. Vincent DePaul Emergency Rent Assistance.** 2,821 people (939 households) received rent assistance valued at \$132,200 (\$38,000 CDBG and \$94,200 in private funds).
- ✓ **DAVS Homeless Coordinator** assisted 47 older adult age 55+ years (19 at-risk and 28 literally homeless) access services and housing assistance.

Eviction Court Cases Filed (By Calendar Year)	Number of Eviction Cases Filed
CY 2008	4,348
CY 2009	4,194
CY 2010	3,819
CY 2011	3,422
CY 2012	3,235
CY 2013	2,739
CY 2014	2,687
CY 2015	2,726
CY 2016	2,977
CY 2017	2,818

Source: Washington County Circuit Court



- Notices of Default & Election To Sell
- Trustee Deeds & General Judgments/Writ of Execution

*Default, Trustee's Deeds, and Sheriff's Deeds' Foreclosures
Washington County Circuit Court 'Foreclosure Cases File, Election to Sell, and General Judgements/Writ of Execution'*

- ✓ **Open Door Counseling Center** served 86 households with Mortgage Foreclosure Prevention counseling, 60 households Mortgage Payment Assistance to prevent foreclosure (\$556,081), and 23 households with Loan Preservation Assistance (287,113).

SB1552 Oregon Foreclosure Reform

Senate Bill 1552 (2012) directed the Attorney General of Oregon to establish a residential Foreclosure Avoidance Mediation Program. The Foreclosure Avoidance Mediation program lends a structured process for communicating with the lender, submitting financial documentation to the lender, working with a financial counselor, and meeting with the lender face-to-face with a mediator at a neutral location. This program was implemented July 11, 2012, and is available to homeowners who have received a “Notice of Mediation” from their lender; and, homeowners who are at-risk of default and who wish to mediate with their lender.

⁸ Situational Poverty happens when a household suffers negative financial changes due to illness, job loss and/or other temporary events.

EMERGENCY SHELTER

In April 2018 new shelter capacity was added with the opening of Family Promise of Beaverton.

Nonprofit Shelter Provider Agency	Population Served	# Units	# Beds
Community Action Family Shelter	Family	5	20
Family Promise of Beaverton/Interfaith Hospitality Network	Family	4	14
Family Promise of Washington County/Interfaith Hospitality Network	Family	3	12
Good Neighbor Center Shelter	Family	9	36
<i>Subtotal Beds</i>		<i>21 Units</i>	<i>82 Beds</i>
SafePlace Youth Shelter (<19 years of age)	Youth	-	5
Domestic Violence Resource Center (DVRC)	Family	6	21
Domestic Violence Resource Center (DVRC)	Singles	-	3
<i>Total Bed (Adult with child, youth and DV)</i>		<i>27 Units</i>	<i>111 Beds</i>

A gap in the homeless response system exists with zero emergency beds available for homeless adults without children. This gap is addressed in the next phase of A Road Home.

- ✓ The **Severe Weather Shelter Response Plan** was activated for 143 days during the winter months of 2017-2018, with faith-based shelters enlisting 23,762 volunteer hours that provided **9,535 overnight shelter bed stays**. Shelter is provided in six cities: Just Compassion Shelter (Beaverton), Forest Grove United Church of Christ and Forest Grove Sunrise (Forest Grove), SOS-Shelter at Sunrise Church (Hillsboro), St. Francis Catholic (Sherwood), Calvin Presbyterian and St. Anthony's Catholic (Tigard), and Rolling Hills Community (Tualatin).

YEAR 10 OUTCOMES (Family Shelter Network and Monika's House/DVRC)

528 adults and children (276 households) accessed shelter services

2% or 11 adults and children (4 households) are chronically homeless with at least one member of the household diagnosed with a disability

Of the 453 adults and children that exited:

39% or 156 adults and children exited emergency shelter to permanent housing

Of the 209 adults that exited:

36% or 75 adults were employed at program exit

65% or 169 adults exited shelter with economic support⁹

YEAR 10 OUTCOMES (Safe Place Youth Shelter)

90 unaccompanied homeless youth (age 12 to 19 years) accessed shelter services

Of the 85 youth that exited:

40% or 34 youth exited shelter to permanent housing

Of the 38 youth age 18 years (adults) that exited:

21% or 8 adults were employed at program exit

61% or 23 adults exited shelter with economic support

⁹ Economic Support is defined as income from one or more of the following: Social Security, TANF, Food Stamps, Veterans Benefits, Employment, Unemployment, Medicaid, and other income.

Goal 2: Move People Into Housing

During the 10-Year Plan implementation, the number of adults and children accessing the homeless system has nearly tripled. With the implementation of Community Connect, Washington County's integrated system of care has prioritized homeless housing and services based on severity of need and vulnerabilities. This "higher-need" population is reflected in the population served in Year 10.

Prior Living Arrangement the Night before Program Entry	Year 1 (2008/09)	Year 5 (2012/13)	Year 10 (2017/18)	Year 10 %
Total # Adults Entering Homeless Programs	415	882	1169	
Total from Street and Shelter				
Place not meant for human habitation	31%	20%	489	42%
Emergency Shelter, Transitional Housing & Safe Haven	22%	19%	333	28%
Total from "Housing"				
Rented or owned housing unit (Voluntary/Eviction/Foreclosure)	4%	13%	59	5%
Staying with Family/Friends	38%	31%	161	14%
Total from Institutional Settings				
Psychiatric Hospital	0%	0%	8	1%
Hospital	0%	0%	10	1%
Inpatient Alcohol and Drug Treatment Facility	1%	1%	16	1%
Jail, Prison or Juvenile Detention Center (reside <90 days)	2%	2%	32	3%
Other				
Other include hotel/motel, foster care, and unknown.	0%	14%	61	5%

Source: Washington County Shelter and Housing Programs; HMIS data for 2008 to 2018

AFFORDABLE HOUSING FOR 30% AMI HOUSEHOLDS

The 10-Year Plan strategy is to develop units serving extremely low-income households at or below 30% Area Median Income (AMI). This was accomplished by various public-private partnerships to include the Oregon Housing and Community Services (OHCS) through its Low Income Housing Tax Credits (LIHTC), HOME Partnership funds by Office of Community Development, and the Housing Authority of Washington County (HAWC) providing Section 8 Housing Choice Vouchers (HCV) as project-based operating subsidy.

A new local initiative implemented in Year 10 is the Washington County Housing Opportunity Fund providing \$1,000,000 in County General Funds for capital development of affordable housing for households below 60% AMI.

Affordable housing units operating or under construction in Year 10 that will serve extremely low-income 30% AMI households include:

- ✓ 24 units at Sunset View: HAWC in partnership with Pedcor developed Sunset View, a 236-unit, 10-building project in Beaverton that includes 24 units restricted for 30% AMI households using Project-based Section 8 HCV subsidy. Final lease-up completed in December 2017.
- ✓ 8 units at Orchards III at Orenco: REACH CDC is the developer of a 52-unit housing complex in Hillsboro. The HAWC will provide 8 units of Project-based Section 8 HCV subsidy serving households at 30% AMI. Opening is scheduled for September 2018.
- ✓ 8 units at Bridge Meadows: In August 2017, Bridge Meadows completed construction of a 41-unit housing project in Beaverton that will house families with foster children, as well as seniors who volunteer time to assist these children. Project-based Section 8 HCV subsidy will provide 8-units serving households below 30% AMI.

- ✓ 20 units at Pomeroy Place: In November 2017, Northwest Housing Alternatives completed construction of a 20-unit housing project serving veterans in Aloha, with 5 units of project-based Veteran Affairs Supportive Housing (VASH) rent subsidy and 15 project-based Section 8 HCV subsidy.
- ✓ Cornelius Place: Bienestar/BRIDGE Housing Corporation is constructing 45 units targeted for seniors. HAWC providing 11 units of project-based Section 8 subsidy with completion in early Spring 2019.
- ✓ 6 units at Clover Court: Luke-Dorf, Inc. is the developer of six studio units and Community Center located in Aloha. The project is scheduled for completion by June 2019, and includes an array of funding: land donation by Washington County, \$413,058 in McKinney-Vento CoC Program, \$300,000 Oregon Health Authority, \$100,000 Washington County Health and Human Services, \$335,531 in HOME Partnership, \$258,000 Community Housing Fund loan, and private agency funds.

TRANSITIONAL HOUSING

Transitional homeless programs limit the housing stay up to 24 months, and operate under the administration of public, nonprofit and faith-based organizations that provide an array of supportive services to homeless households with low to moderate barriers to housing.

YEAR 10 OUTCOMES

270 adults and children (203 households) accessed transitional housing

9% or 24 adults and children were chronically homeless with at least one member of the household diagnosed with a disability

Of the 165 adults and children that exited:

82% or 135 adults and children exited to permanent housing

Of the 141 adults that exited:

40% or 56 adults were employed at program exit

84% or 119 adults exited with economic support

RAPID RE-HOUSING (DIVERSION FROM THE HOMELESS SYSTEM)

Consistent with the “housing first” model where the rental lease is in the household’s name, rapid re-housing is a permanent housing model that supports individuals and families to quickly exit to housing with rent subsidy and services as a means of diversion from accessing more costly homeless resources; e.g. emergency shelter, transitional and permanent supportive housing programs. Households remain in the program from 1 to 24 months, and retain their housing when rent subsidy are removed upon exit from the program.

YEAR 10 OUTCOMES

310 adults and children (114 households) accessed rapid re-housing assistance

12% or 35 adults and children were chronically homeless with at least one member of the household diagnosed with a disability

Of the 166 adults and children that exited:

92% or 152 adults and children exited to permanent housing

Of the 85 adults that exited:

38% or 32 adults were employed at program exit

60% or 51 adults exited with economic support

PERMANENT SUPPORTIVE HOUSING

Washington County provides permanent supportive housing using a “housing first” model linked with intense client-centered supportive services that assist homeless persons with disabling conditions stabilize in housing and transition toward self-sufficiency. The housing lease is in the name of the household with no time limit on how long the household can stay in the program.

Washington County’s 10-Year Plan aligns with federal priorities to end veteran and chronic homelessness, and is poised to soon declare “functional zero¹⁰” veteran homelessness through the resources available and a comprehensive “By Name List” process that facilitates case conferencing of hard-to-house veterans and chronically homeless households.

Expansion and maintaining long-term permanent supportive housing in Year 10 include:

- ✓ 122 units – The Housing Authority of Washington County (HAWC) received an additional award of 25 HUD-Veterans Affairs Supportive Housing (VASH) vouchers bringing the total number of vouchers to 122 units of rent subsidy providing housing assistance to homeless veterans and their families. The U.S. Department of Veteran Affairs (VA) provides case management and refers the homeless veteran to the Housing Authority of Washington County for the VASH rent assistance.
- ✓ 55 households (114 people) – The VA renewed funding for the Supportive Services for Veterans Families (SSVF) program serving veteran households in Washington County with client-centered services, down payment assistance aligned with HUD-VASH. Community Action is the local lead agency providing services and housing assistance under the SSVF program.
- ✓ 6 units – Clover Court is a new CoC Program permanent supportive housing initiative funded by the U.S. Department of Housing and Urban Development to construct 6-units with funding announced in May 2016 valued at \$413,058. The housing will serve chronically homeless adults with severe mental illness.
- ✓ 12% increase in chronically homeless individuals and families with children is reported due to prioritizing permanent supportive housing resources in alignment with HUD CPD Notice 16-11: Prioritizing Persons Experiencing Chronic Homelessness and Other Vulnerable Homeless Persons in Permanent Supportive Housing. The HSSN adopted HUD CPD-16-11 on August 3, 2016.

YEAR 10 OUTCOMES

530 adults and children (393 households) accessed permanent supportive housing

39% or 209 adults and children were chronically homeless with at least one member of the household diagnosed with a disability

Of the 93 adults and children that exited:

33% or 31 adults and children exited permanent “supportive” housing to other independent permanent housing

Of the 84 adults that exited:

6% or 5 adults were employed at program exit

57% or 48 adults exited with economic support.

¹⁰ “Function Zero” is a term that identifies ending homelessness at any point in time when the number of people experiencing sheltered or unsheltered homelessness will be no greater than the current monthly housing placement rate for people experiencing homelessness.

Goal 3: Link People to Appropriate Services and Remove Barriers

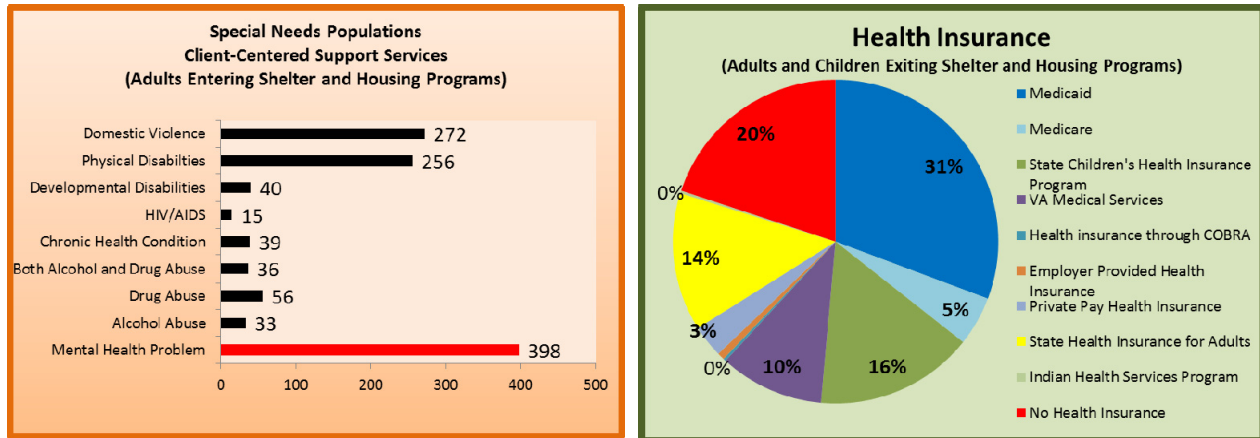
YEAR 10 OUTCOMES

28% adults in shelter and housing programs were fleeing or survivors of domestic violence (DV), compared to 23% in Year 9.

89% adults in shelter and housing programs received specialized client-centered services to support physical, mental and chronic health conditions (Does not include DV).

Of the 873 adults with special needs, 46% (398 people) received mental health services.

80% adults and children exited with health insurance compared to 76% in Year 9.



Source: Washington County Homeless Programs, July 2017 through June 2018

- ✓ Homeless service provider agencies support homeless individuals and families to access health care services. SW Community Health Center and other health care services managed by Coordinated Care Organizations, like Health Share of Oregon and health plans like CareOregon that assist people in accessing insurance through the Oregon Health Plan (OHP).
- ✓ Virginia Garcia Memorial Health Center (VGMHC) is a Federally Qualified Health Center (FQHC) delivering comprehensive and culturally appropriate primary health care, and supports individuals and families in applying for health insurance through OHP.
- ✓ Washington County Hawthorne Walk-In Center provides urgent care for mental health and addiction services. People at-risk and experiencing homeless access services on a daily basis from 9 a.m. to 8:30 p.m. (open 7 days a week). <http://www.co.washington.or.us/hawthorn>
- ✓ Family Justice Center opened in April 2018 to provide services for persons fleeing domestic violence, sexual assault, and seeking restraining orders.
- ✓ Project Homeless Connect events provide persons experiencing and at risk of homelessness with resources. More than 500 people attended the January 26, 2018 event. www.phcwashco.org
- ✓ 179,419 meals were provided in the Summer Lunch Program (June, July and August 2017) serving low-income and homeless youth below the age of 18 years. The program has expanded to affordable housing sites where extremely low-income and low-income households reside.
- ✓ Cascade MicroTech employees donated coats, gloves, blankets, and other basic needs to the Severe Weather Shelters in December 2017.

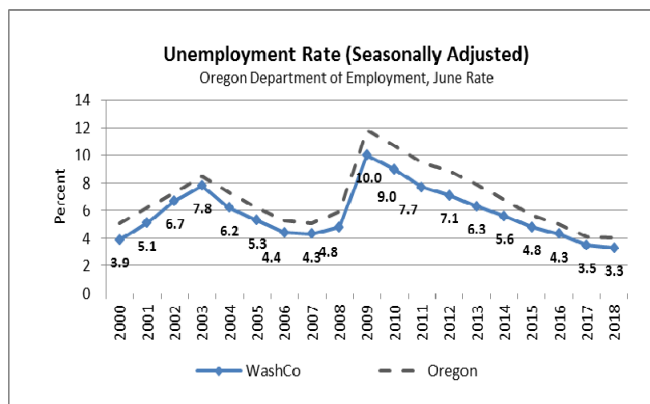
Goal 4: Increase Income Support and Economic Opportunities

A leading factor for episodic homelessness is housing affordability for low-wage working families and individuals living on fixed incomes. A wage boost is reported with the increase in minimum wage rate; however, wages and Social Security benefits have not kept pace with rent increases. Expanded education on employment programs that support people with disabilities is needed. Providers will continue to engage participants in Workforce Innovation and Opportunities Act (WIOA) job skills training, education, on-the-job and employment linkage opportunities.

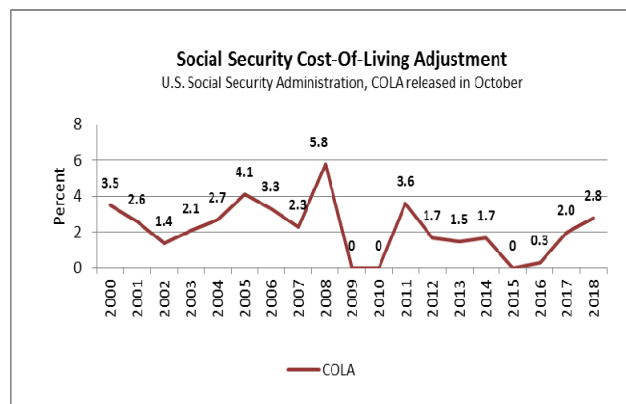
- ✓ Senate Bill 1532 approved by the Oregon Legislature in 2016 enacted a series of annual minimum wage rate increases through 2023, after which the minimum wage rate will be indexed to inflation based on the Consumer Price Index (CPI), a figure published by the U.S. Bureau of Labor Statistics. For workers within the Urban Growth Boundary (UGB), on January 1, 2016, the minimum wage was \$9.25 per hour and increased to \$11.25 per hour on July 1, 2017, and will increase to \$12.00 per hour on July 1, 2018. <http://www.oregon.gov/boli/WHD/OMW/Pages/Minimum-Wage-Rate-Summary.aspx>
- ✓ 31.6% of adult participants exiting homeless shelter and housing with earned income decreased, as compared to 44.4% in Year 9.
- ✓ A subset of this data is the HUD-funded CoC Program participants that achieved 19.2% of adult exited with earned income from employment in federal fiscal year 2016-17, as compared to 20.6% in 2015-16. This decrease is reflective of the higher-need and disabled population participating in homeless housing programs.

Social Security is a federal program that promotes income stability by providing a regular source of income to replace lost wages due to retirement, disability or death. An increase in the number of elderly people (age 62+ years) is reported by *Community Connect* as “at risk” or experiencing homelessness as the cost of living adjustment is not keeping pace with the increased cost of housing and healthcare.

- ✓ In Year 10, a 2.8% cost of living adjustment (COLA) was provided after several years of very low or no COLA. Social Security¹¹ benefits will increase January 1. <https://www.ssa.gov/news/cola/>



Source: Oregon Department of Employment, June 2018



Source: United States Social Security Administration, 2018

¹¹ Social Security Administration, October 11, 2018

YEAR 10 ECONOMIC OUTCOMES

74% of adult participants exited homeless shelter and housing programs with financial resources, compared to 70% in Year 9.

32% adult participants exited with earned income (employment), a decrease compared to 44% in Year 9. As program resources are targeted for disabled and veteran populations, the outcomes for employment income have decreased.

SELF-SUFFICIENCY AT PROGRAM EXIT:				
Adults with Employment and Economic Support	Year 1	Year 5	Year 10	% Exit
EMERGENCY SHELTER				
	2008-09	2012-13	2017-18	
Number of Adults (18+ Years)	279	344	247	
Number of Adults with Employment Income	39	72	83	34%
Number of Adults with Economic Support*	243	313	192	78%
TRANSITIONAL HOUSING				
	2008-09	2012-13	2017-18	
Number of Adults (18+ Years)	69	389	141	
Number of Adults with Employment Income	36	103	56	40%
Number of Adults with Economic Support*	44	289	119	84%
RAPID RE-HOUSING** (PERMANENT HOUSING)				
	2008-09	2012-13	2017-18	
Number of Adults (18+ Years)		51	85	
Number of Adults with Employment Income		20	32	38%
Number of Adults with Economic Support*		40	51	60%
PERMANENT SUPPORTIVE HOUSING				
	2008-09	2012-13	2017-18	
Number of Adults (18+ Years)	27	100	84	
Number of Adults with Employment Income	17	20	5	6%
Number of Adults with Economic Support*	21	100	48	57%

*Includes TANF, SSI/SSD, Food Stamps, Veteran Benefits, Medicaid, State Children Health Insurance, and Employment Income

**Note: Rapid Re-Housing implemented in 2012-13.

Source: Washington County Homeless Programs, HMIS data for period 2008 to 2018

Goal 5: Expand Data Collection

The 10-Year Plan embraces the concept that a Homeless Management Information System (HMIS) will improve services by establishing and maintaining an information sharing system that supports quality programs, fosters cooperation, ensures privacy, and creates accurate information on homeless demographics. WellSky *ServicePoint* HMIS is used statewide, and provides local data to support analysis on effectiveness in system changes and program performance. The HMIS is administered by the Department of Housing Services, and provides technical support to 15 partner organizations (89 user licenses).

SYSTEM PERFORMANCE OUTCOMES

Federal Fiscal Year (October to September)	Average Length of Time Homeless (ES, SH)	Recidivism: Exits to PH and Return in 24 months	Earned Income: Increase at Exit HUD-only CoC Programs	First-time Homeless (ES, SH, TH, PH)	% Successful Exit or Retention in PH from Outreach	% Successful Exit or Retention in PH from ES, SH, TH, RRH	% Successful Exit or Retention in PH from PSH
Goal	30 Days or less	5% or less	20%+	82%+	40%+	70%+	80%+
2012-13	42	10.9%	19.5%	85.1%	30.2%**	53.5%	92.4%
2013-14	52	17.1%	15.5%	82.8%	25.0%**	56.8%	91.2%
2014-15	53	11.0%	12.5%	83.6%	16.9%	56.7%	93.4%
2015-16	55	11.3%	20.6%	83.7%	7.4%	53.7%	84.6%
2016-17	56	11.3%	19.2%	81.6%	7.8%	55.1%	92.6%

**Housing Team funded by the U.S. Substance Abuse and Mental Health Services Administration (SAMHSA).

ES=Emergency Shelter, SH=Safe Haven, TH=Transitional Housing, PH=Permanent Housing, PSH=Permanent Supportive, RRH=Rapid Rehousing

Source: Washington County Homeless Programs, Federal Fiscal Year October 2016 through September 2017

Goal 6: Implement Public Education on Homelessness

Through the collaborative efforts of the Housing and Supportive Services Network (HSSN) provider agencies and community advocates, a sustained community initiative to address the issues around homelessness has resulted in actions that not only educate the public on the social impact of homelessness, but also serve vulnerable populations in our community who seek basic needs to address hunger, housing and health care.

YEAR 10 OUTCOMES:

- ✓ **City of Beaverton Hosts Collaborative Discussion on Homelessness:** A meeting attended by city and county elected officials and staff shared efforts of local municipalities and agencies, identify the greatest challenges to providing services, and recognized areas of collaboration. The discussion provided information that will leverage local planning, funding and policy development.
- ✓ **Vision Action Network: Addressing Homelessness: Dialogue between Faith-based and Government** was hosted on January 18, 2018. The focus included break-out sessions and discussion on how government and faith communities may align work to prevent and end homelessness.
- ✓ **Forest Grove City Council:** On August 14, 2017, the City of Forest Grove convened a work session with elected officials and city staff to discuss homelessness, current resources and gaps to inform future planning and funding initiatives.
- ✓ **Citizen Participation Organization No. 15:** On November 15, 2017, a panel discussion was hosted to receive information from the Washington County Homeless Program Manager, the Washington County Sheriff's Office and Forest Grove Severe Weather Shelter Coordinator on the socioeconomic factors leading to homelessness, resources available, and how the local community can respond to homeless individuals living in the rural areas of Cornelius, Gaston and Forest Grove.
- ✓ **Committee for Community Involvement (CCI):** On March 20, 2018, the CCI hosted a leadership meeting to receive homeless consumer comments and panel speakers. The information provided will support local CPO's in their planning work to address homelessness within their community.
- ✓ **Cornelius/Forest Grove Homeless Forum:** On April 2, 2018, Representative Susan McLain hosted a Homeless Forum to receive comments from city mayors, staff, severe weather shelter providers, and citizens to address an increasing number of homeless in the community and coordinate resources that address the needs of individuals and families. The forum provided homeless demographics, gaps in housing and services to serve this population, programmatic and policy activities, and information on how the community can become involved in serving the homeless.
- ✓ **Aloha Town Hall:** The Aloha Business Association hosted a panel discussion to include Commissioner Dick Schouten, Washington County Housing Services and Sheriff's Office, and staff from mental health provider agencies. The panel reviewed policy and programs within the community and the County that are targeting the needs of people experiencing and at imminent risk of homelessness.

ALIGNMENT WITH STATE AND FEDERAL PLANNING EFFORTS

State of Oregon: A Home For Hope

The State of Oregon believes all people in Oregon should have the opportunity to be at home in their communities and to be physically, emotionally and economically healthy. **A Home For Hope: A 10-year plan to end homelessness in Oregon** was adopted in June 2008.

To view a copy of *A Home For Hope*, visit the state website.

<https://www.oregon.gov/ohcs/pdfs/report-ehac-10-year-action-plan.pdf>

During the 2018 Oregon Legislative Session, several measures were passed to address Oregon's affordable housing crisis, and an investment with increased funding statewide to prevent homelessness.

- HB 4006B Addressing Severe Rent Burden. Bill requires municipalities with more than 10,000 people where 25% of the population is reported as "severely rent burdened"¹² to convene public hearings to receive public testimony, develop action plans and submit to the Oregon Housing and Community Services (OHCS). To lead this work, OHCS will provide \$2 million in state funds for planning grants. In addition, OHCS will receive \$270,000 to conduct a study of the cost drivers of housing.
- HB 5201 Request for Emergency Shelters. To address an increase in homeless individuals and families, and provide for life safety the Governor's Office requested \$5 million to meet emergency. Emergency Housing Assistance (EHA) funds will go to communities across the state to provide shelter capacity. In Washington County, the eight (8) Severe Weather Shelters will receive these funds to sustain and expand their capacity to provide meals and overnight shelter with a goal of 30% of people exiting permanent housing.
- HB 4007 Document Recording Fee (DRF). Preventing and ending homelessness, building and preserving affordable housing, and creating new affordable homeownership opportunities are priorities of the DRF funds. HB 4007 increases the fee to \$60, raising an additional \$60 million per biennium.
- HB 4028 Oregon Affordable Housing Tax Credit (OAHTC) Technical Fix. This bill will allow an LLC or an LP controlled by a nonprofit organization to be an eligible purchaser.

Federal Strategic Plan: Opening Doors

On May 20, 2009, President Obama signed into law the **Homeless Emergency Assistance and Rapid Transition to Housing (HEARTH) Act**, which amends the McKinney-Vento Homeless Assistance Act to change HUD's definition of homelessness, increase prevention resources, and emphasize outcomes. HEARTH Act regulations were released in 2012.

Opening Doors: Federal Strategic Plan to Prevent and End Homelessness 2010 was released on June 22, 2010 (amended in 2015), and reflects interagency agreements on a set of priorities and strategies. The Federal Strategic Plan is available online at the USICH website https://www.usich.gov/resources/uploads/asset_library/USICH_OpeningDoors_Amendment2015_FINAL.pdf

¹² Severe Rent Burdened is defined as a household paying more than 50 percent of one's income on rent and may have difficulty affording necessities such as food, clothing, transportation, and medical care.

Acknowledgements to the 2018 Homeless Assessment Report

The 2018 Homeless Assessment Report is prepared by the Washington County Department of Housing Services in partnership with members of the Housing and Supportive Services Network (HSSN) and oversight provided by the Homeless Plan Advisory Committee (HPAC). *A Road Home* recognizes the involvement of elected officials, community leaders and partner agencies who share the same vision to end homelessness for persons seeking safe and stable housing.

HOMELESS PLAN ADVISORY COMMITTEE (HPAC)

- Commissioner Dick Schouten, Washington County
- Councilor Elena Uhing, City of Forest Grove
- Chief Deputy Shawn Fischer, Washington County Sheriff's Office
- Carol Herron, St. Anthony's Severe Weather Shelter
- Jeff Hindley, Citizen At-Large
- Kara Radecki, Ancora Therapy
- Komi Kalevor, Housing Authority of Washington County
- Kristin Griffey, Formerly Homeless Advocate
- Lindsay Coon, Tuality Healthcare
- Phillip Williams, Oregon Dept. of Human Services
- Rachael Duke, Community Partners for Affordable Housing
- Renee Bruce, Community Action Organization
- Russ Dondero, Citizen At-Large
- Samira Godil, SW Community Health Center
- Steven Berger, Community Corrections, Washington County
- Vera Stoullil, Boys & Girls Aid

HOUSING AND SUPPORTIVE SERVICES NETWORK (HSSN)

- ASSIST Program
- Barbara Nelson, Citizen Advocate
- Beaverton Round Executive Suites
- Beaverton Social Justice League
- Bienestar
- Boys & Girls Aid
- BRDIGE Housing
- Bridges To Change
- Calvin Presbyterian (Tigard)
- CareOregon
- Cascade AIDS Project
- City of Beaverton
- City of Forest Grove
- City of Hillsboro
- CODA, Inc.
- Community Action Organization
- Community Partners for Affordable Housing
- Department of Community Corrections, Wash. Co.
- Department of Housing Services, Wash. Co.
- Department of Mental Health, Washington County
- Disability, Aging and Veteran Services, Wash. Co.
- Domestic Violence Resource Center
- Ecumenical Ministries of Oregon
- Fair Housing Council of Oregon
- Families for Independent Living (FIL)
- Family Assistance ONGFP
- Family Justice Center
- FamilyPromise of Washington County
- Forest Grove School District
- Forest Grove United Church of Christ
- Good Neighbor Center Shelter
- Hillsboro School District 1J
- HomePlate Youth Services
- Housing Authority of Washington County
- Housing Independence
- Impact Northwest
- Job Corps
- Just Compassion of East Washington County
- LifeWorks Northwest
- Luke-Dorf, Inc.
- Lutheran Community Services NW
- Mercy Corps Northwest
- Northwest Housing Alternatives
- Office of Community Development, Washington County
- Old Town Church Forest Grove
- Open Door Counseling Center
- Oregon Department of Human Services
- Oregon Food Bank
- Oregon Housing and Community Services
- Oregon Law Center
- Oregon Military Support Network
- Pacific University
- Portland Community College
- REACH Community Development, Inc.
- Rolling Hills Community Church
- Safe Families for Children
- Saving Grace Maternity Home
- Self Determination Resources
- Sequoia Mental Health Services Inc.
- Sheriff's Office, Washington County
- Social Security Administration
- Sunrise Church (Hillsboro)
- St. Anthony's Catholic Church (Tigard)
- St. Francis Catholic Church (Sherwood)
- SW Community Health Center
- The Commons Law Center
- The Community Housing Fund
- The Salvation Army
- Transition Youth
- U.S Department of Housing and Urban Development
- U.S. Department of Veterans Affairs
- Virginia Garcia Memorial Health Center
- Washington County Cooperative Library Services
- Washington County Reentry Council
- Willamette West Habitat for Humanity, Inc.
- Worksource Oregon
- Write Around Portland
- Youth Contact

Appendix

Appendix A: Students Experiencing Homelessness

Definitions of Homeless Children and Youth	18
Washington County Homeless Students by School District	19
Homeless Students in Oregon	20

Appendix B: Year 10 Work Plan Outcomes

Goal 1: Prevent People From Becoming Homeless	21
Goal 2: Move People Into Housing	21
Goal 3: Link People to Appropriate Services and Remove Barriers.....	22
Goal 4: Increase Income Support and Economic Opportunities.....	22
Goal 5: Expand Data Collection.....	22
Goal 6: Implement Public Education on Homelessness.....	22

HOMELESS STUDENTS IN WASHINGTON COUNTY SCHOOLS

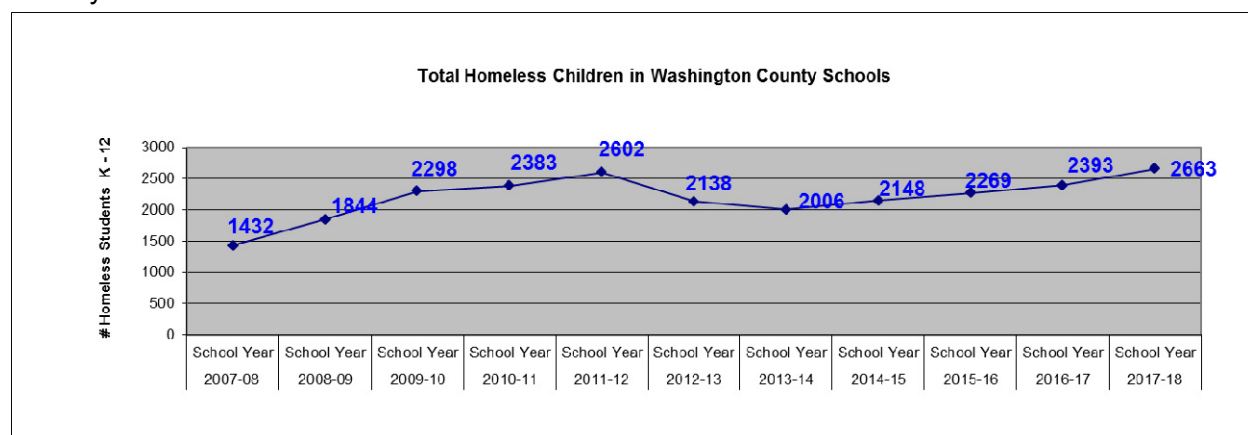
Definitions of Homeless Children and Youth

In 2015, Congress passed the Every Student Succeeds Act (ESSA) that replaces the No Child Left Behind Act and provides states more flexibility in the operation of their schools. Oregon completed the ESSA Plan and implemented in the 2017/2018 school year. ESSA is more commonly called “the McKinney-Vento Homeless Education Program”. Each school district McKinney-Vento Homeless Liaison assists children and youth experiencing homelessness to enroll in, attend, and succeed in school. Liaisons ensure students are enrolled in school, have the supplies they need and provide referrals to the community services for shelter, health care and counseling. This effort includes data reporting to state and federal officials.

As provided by the McKinney-Vento Homeless Student Liaison, the data below reflects those homeless children and youth (Kindergarten through 12th grade) who lack a fixed, regular and adequate nighttime residence, and includes children and youth who:

- *are sharing the housing of other persons (“doubled-up”) due to loss of housing, economic hardship, or a similar reason;*
- *are living in motels, hotels, trailer parks, or camping grounds due to the lack of adequate alternative accommodations;*
- *are living in emergency or transitional shelters;*
- *have a primary nighttime residence that is a public or private place not designed for or ordinarily used as a regular sleeping accommodation for human beings;*
- *are living in vehicles, parks, public spaces, abandoned buildings, substandard housing, bus or train stations, or similar settings; and*
- *are migrant children and youth (as defined under NCLB Title IC – Migrant Education) who qualify as homeless for the purposes of this subtitle because the children are living in circumstances described above.*

The Oregon Department of Education reports the following homeless students in Washington County:



Source: Oregon Department of Education, October 2018

Washington County Homeless Students by School District

HOMELESS STUDENT COUNT (K-12): SCHOOL YEAR 2017-2018

Total = 2,663 students in Washington County

Historic Homeless Student Count Trends by School District

School District	2007-08 School	2008-09 School	2009-10 School	2010-11 School	2011-12 School	2012-13 School	2013-14 School	2014-15 School	2015-16 School	2016-17 School	2017-18 School
	1432	1844	2298	2383	2602	2138	2006	2148	2269	2393	2663
Banks	0	5	2	8	11	2	5	7	5	10	6
Beaverton	973	1,114	1,580	1,584	1,840	1,379	1,291	1,380	1,383	1,522	1,799
Forest Grove	66	104	146	140	102	110	100	100	108	119	125
Gaston	8	13	14	18	16	12	18	48	33	14	18
Hillsboro	310	403	403	463	411	351	386	386	409	417	461
Sherwood	34	35	60	95	94	82	58	39	58	43	47
Tigard-Tualatin	41	170	93	75	128	202	148	188	273	268	207

Source: Oregon Department of Education, September 2017 to June 2018

Homelessness as a percent (%) of Total Student Enrollment and Living Situation

School District	2017-18 # Homeless Students	% of District Enrollment	Sheltered: Emergency Housing	Sheltered: Doubled-up	Unsheltered: Vehicle/Tent/ Other	Unsheltered: Hotel/Motel	Subpopulation: Unaccompanied Youth
	2,663		164	2,177	198	124	558
Banks	6	0.52%	0	4	2		1
Beaverton	1,799	4.40%	104	1,533	110	52	361
Forest Grove	125	2.03%	8	74	20	23	50
Gaston	18	3.23%	0	18	0	0	4
Hillsboro	461	2.24%	28	359	52	22	106
Sherwood	47	0.88%	1	41	3	2	1
Tigard-Tualatin	207	1.61%	23	148	11	25	35

Source: Oregon Department of Education, September 2017 to June 2018

Tri-County Comparison

County	2008-09 School Year	2017-18 School Year	% + / -
Clackamas	1,072	1,155	8%
Washington	1,844	2,663	44%
Multnomah	3,137	3,408	9%

Source: Oregon Department of Education, September 2017 to June 2018

Homeless Students in Oregon

HOMELESS STUDENT COUNT (K-12)

Total = 21,756 homeless students in Oregon

The following is a summary of school districts in Oregon reporting the highest number of homeless students.

School District Highest Homeless Student Counts	2017-18 Homeless Student Count: Hi to Low
Beaverton SD 48J	1,799
Medford SD 549C	1,164
Portland SD 1J	1,142
Salem-Keizer SD 24J	1,065
Reynolds SD 7	866
Eugene SD 4J	864
Lincoln County SD	825
Grants Pass SD 7	500
Three Rivers/ Josephine Co. SD	477
Bend-LaPine SD 1	467

Source: Oregon Department of Education, September 2017 to June 2018

Number of Homeless Students in Oregon by School Year

2007-08	15,859
2008-09	18,051
2009-10	19,040
2010-11	20,545
2011-12	20,370
2012-13	18,165
2013-14	18,902
2014-15	20,524
2015-16	21,340
2016-17	22,541
2017-18	21,756

Source: Oregon Department of Education, September 2017 to June 2018

A Road Home

10-Year Plan to End Homelessness in Washington County, Oregon

YEAR 10: July 2017 – June 2018

1. Prevent People from Becoming Homeless

Action Steps (Strategy #)	Status	Lead	
Sustain Universal Point of Referral for at-risk tenancies – “Community Connect” (1.1)	Community Connect implemented 1/13/14. Staffing level at 3 FTE; FY2017/18 County General Fund contribution \$75,000.	H	<input checked="" type="checkbox"/>
Emergency 1-month Rent Assistance (1.1.c)	1,730 households received emergency rental assistance from St. Vincent DePaul and Community Action funded by local City General Fund, CDBG, EFSP, and private donations.	H	<input checked="" type="checkbox"/>
Prevention Rent Assistance (1.1.d)	105 low-income severely rent burdened households provided by County General Fund \$150,000.	H	<input checked="" type="checkbox"/>
Staff a Diversion Specialist to counsel tenants facing eviction, 1 FTE Housing Specialist (1.2)	1 FTE Housing Specialist Supervisor 5 FTE Housing Specialist positions; Landlord Outreach and Rent Well, DHS Child Welfare and Self-Sufficiency, ESG, SSVF, and eviction notices.	H	<input checked="" type="checkbox"/>
Reduce recidivism of homeless, develop system in Jail and Hospital to target homeless cycling through institutions (1.3.c)	Probation and Parole Officer with Peer Mentor positions work with incarcerated clients to develop housing placement plan prior to discharge. Outreach and engagement services provided by Law Enforcement making referral of homeless to Community Connect.	IS	<input checked="" type="checkbox"/>
Expand rental education “Rent Well” program (1.4)	Community Action Organization held 13 “Rent Well” classes with 178 people enrolled and 117 graduates.	H	<input checked="" type="checkbox"/>
Participation at the Oregon Ending Homelessness Advisory Council (1.5)	The Oregon EHAC is dissolved and replaced by OHCS Housing Stability Council.	HS	<input checked="" type="checkbox"/>
Solicit homeless consumer representation in CoC program planning and committees (1.6)	Homeless/formerly homeless reside on agency boards (CoC-funded), to include HSSN and HPAC.	All	<input checked="" type="checkbox"/>
Provide Family Mediation and Reunification for Youth (1.7)	SafePlace Youth Shelter and HomePlate Youth programs include mediation and reunification services.	YTH/ HEN	<input checked="" type="checkbox"/>
Expand HomePlate Program and develop drop-in center for Youth (1.7.c)	HomePlate has 3 Drop-In centers in Beaverton: 4 th Street open on Mondays 6-8 pm, 3 rd Street open on Tuesdays 2-5 pm. Hillsboro location Main Street open Thursdays 6-8 pm.	YTH	<input checked="" type="checkbox"/>
Develop sustainable funding for Safe Place Youth Shelter (1.8.a)	Private, local and other public funds include Runaway Homeless Youth (RHY) and Washington County Public Safety Levy.	YTH	<input checked="" type="checkbox"/>
Prevent home foreclosure with Mortgage Assistance Counseling (1.9)	Open Door Counseling Center provided 86 households receive Mortgage Foreclosure Prevention Counseling, 60 households Mortgage Payment Assistance (\$556,082), 12 households one-time foreclosure Loan Preservation Assistance (\$287,113).	H	<input checked="" type="checkbox"/>

2. Move People into Housing

Action Steps (Strategy #)	Status	Lead	
Increase rental assistance to serve:			
3 units (1-bedroom) permanent supportive housing for chronic homeless people (2.1.a)	3 new Studio units of Shelter Plus Care (HUD), with 170 units total.	MHSN/HS	<input checked="" type="checkbox"/>
30 units singles/families transitional and rapid re-housing 12 to 24 months (2.1.d)	30 units CoC Rapid Re-Housing for Families (HUD) 16 units Emergency Solution Grant (HUD) 60 units VA Grant Per-Diem Salvation Army Veteran Center	H	<input checked="" type="checkbox"/>
6 units Transitional Living Program for Youth less than 24 years of age (2.1.e)	6 units Transitional Living Program (HUD)	YTH	<input checked="" type="checkbox"/>
Increase HUD-Veterans Affairs Supportive Housing vouchers (2.1.f)	Award of additional 25 vouchers in April 2018 for total of 122 HUD-VASH vouchers. Pomeroy Place: 20 units with 5 VASH provided.	HS/PH	<input checked="" type="checkbox"/>
140 units singles/families diversion and rapid re-housing 1 to 12 months, with services and employment (2.2, 3.4, 4.2, 5.2)	10 beds—Homeless to Work (single adult) 166 units—EHA and ESG rent assistance 12 units—Housing Stabilization by Good Neighbor Center	IS/HS/ MHSNCC	<input checked="" type="checkbox"/>
Increase supply of housing units:			
Section 811 funding for 15 units permanent affordable housing. (2.3)	No funds available.	PH/ MHSNCC	
5 units permanent affordable housing for extremely low-income persons, 30%AMI (2.4)	8 units - Bridge Meadows (Beaverton) subsidized with Project-based Section 8.	PH	<input checked="" type="checkbox"/>
Create Risk Mitigation Pool (2.5)		PH	
Preserve existing inventory of Affordable and Supportive Housing (2.6)	Fir Crest Manor: 59 units approved for tax exemption.	PH	<input checked="" type="checkbox"/>
Increase private market housing units (2.7)	Tigard adoption of SDC exemption program to lower housing costs.	PH/HWG	<input checked="" type="checkbox"/>
Create policy and/or funding to mitigate landlord debt owed by homeless (2.8)	HB 2724 passed to create rent guarantee fund with Rent Well.	PH/H	<input checked="" type="checkbox"/>

A Road Home

10-Year Plan to End Homelessness in Washington County, Oregon

3. Link People to Appropriate Services and Remove Barriers

Action Steps (Strategy #)	Status	Lead	
Operate "Community Connect", a <i>Centralized Assessment System (CAS)</i> that refers people to appropriate housing and service programs (3.1)	3 FTE Community Resource Advocates (CRA) and 2 Outreach positions perform mobile assessment.	HWG/H	<input checked="" type="checkbox"/>
Expand Homeless Outreach (3.2)	July 2017 re-established the Paired Outreach Team between outreach workers with Sheriff Deputies. ESG-funded outreach include HomePlate Youth (.5 FTE) and Luke-Dorf, Inc. (1 FTE)	MHSNCC/H	<input checked="" type="checkbox"/>
Develop One-Stop Resource Center; Year 5 was original 10-Year Plan timeline (3.3)	No activity in Year 10.	MHSNCC	
Hold Project Homeless Connect event to engage under-served homeless persons and develop new community resources (3.3.e)	Friday, January 26, 2018 at Sonrise Church in Hillsboro. Estimated 500 people in attendance.	Sonrise Church	<input checked="" type="checkbox"/>
Increase access to case management and supportive services for clients receiving rental assistance (3.4)	Open Door Counseling Center Chronic Health Case Manager.	H/MHSNCC	<input checked="" type="checkbox"/>
Increase services for Veterans (3.6)	Supportive Services for Veteran Families (SSVF) administered by Community Action and Transition Projects	VA/DAVS	<input checked="" type="checkbox"/>
Increase Child Care Resources (3.7)	Pre-school Promise operated by Community Action.	H	<input checked="" type="checkbox"/>
Expand links between Housing and Food/Nutrition Programs (3.9)	Tastie Tuesday at Merlo Station Apartments: FFIL and ASAP program to provide an average of 12 meals twice a month to DD residents. 179,419 meals provided in Summer Lunch Program, to include lunches aligned with low-income housing complexes.	H/PH	<input checked="" type="checkbox"/>
Develop Unified Housing Screening Policy linked to 2.5 Risk Mitigation Pool (3.10)	No activity in Year 10.	PH/MHSNCC	

4. Increase Income Support and Economic Opportunities

Action Steps (Strategy #)	Status	Lead	
Sustain and expand Supported Employment or other job coach/mentorship programs (4.2.b)	Health Careers NW grant administered by Community Action and the Housing Authority to provide job skills and linkage to employment. Expansion of Supportive Employment Program by LifeWorks NW and Sequoia Mental Health Service Inc. HomePlate "HomePerk" program with Bethel UCC.	MHSNCC/IS	<input checked="" type="checkbox"/>
Reduce barriers to accessing SSI/SSDI and mainstream benefits (4.3)	ASSIST program enrolled 62 people with 36 benefit approvals. 5/16/18 Social Security District sponsors training on application and appeals.	IS/MHSNCC	<input checked="" type="checkbox"/>
Expand WSI Aligned Partner Program to increase income self-sufficiency homeless households (4.5)	Aligned Partner Programs are sustain with Community Action.	IS	<input checked="" type="checkbox"/>
Increase access to employment for persons with past criminal history (4.6)	Bridges to Change has implemented a mentorship program for training and employment linkage.	H	<input checked="" type="checkbox"/>

5. Expand Data Collection

Action Steps (Strategy #)	Status	Lead	
Expand number of HMIS users (5.1)	Increased by 1 agency and 5 HMIS users. Total is 15 agencies and 89 users.	All	<input checked="" type="checkbox"/>
Expand HMIS data collection and reporting variables in support of HEARTH Act, e.g. length of homelessness, recidivism rates (5.2)	Submittal of System Performance Measurements to HUD on 5/29/18.	All	<input checked="" type="checkbox"/>
Annual analysis on intervention impact of systems and programs, criteria evaluation process (5.3)	Annual analysis for Year 10 will be reviewed by HPAC on 10/18/18. Work Plan 2018/19 was adopted by HSSN.	HSSN/HPAC/HS	<input checked="" type="checkbox"/>
OR-506 CoC participation in national Annual Homeless Assessment Report (AHAR) (5.4)	11/1/17 HSSN approved submittal of AHAR to HUD. Data online https://www.co.washington.or.us/Housing/EndHomelessness/homeless-data-and-point-in-time-activities.cfm	HS	<input checked="" type="checkbox"/>
Perform comprehensive Point-In-Time Homeless Count, use data to develop annual 10-Year Plan Action Steps (5.5)	1/24/18 with 522 homeless people reported. Historic trends available online at https://www.co.washington.or.us/Housing/EndHomelessness/uplad/2018-PIT-Count-Historical-Data.pdf	H/HS	<input checked="" type="checkbox"/>

6. Implement Public Education on Homelessness

Action Steps (Strategy #)	Status	Lead	
Website, Presentation, Media (6.1)	www.co.washington.or.us/homeless	HSSN/HS/IFCH	<input checked="" type="checkbox"/>
Annual 10-Year Plan Homeless Assessment Report (6.2)	Year 10 Homeless Assessment Report will be presented to the Board of County Commissioners in November 2018.	HS	<input checked="" type="checkbox"/>
Public Education Campaign, Town Hall, Forum, Roundtable discussions (6.3)	1/18/18 Addressing Homelessness: Dialogue between Faith-based and Government sponsored by VAN; 3/20/18 Committee for Community Involvement; 5/17/18 Aloha Town Hall Meeting. 4/2/18 Representative Susan McClain Forum on Homelessness	IFCH/HS	<input checked="" type="checkbox"/>