

A Road Home



10-Year Plan to End Homelessness

2016 Homeless Assessment Report to the Board of County Commissioners

Year 8: A Summary of Outcomes and Challenges

October 2016



**WASHINGTON COUNTY
OREGON**

October 2016

This publication was produced by the Washington County Department of Housing Services, in collaboration with the Homeless Plan Advisory Committee (HPAC) and the Housing and Supportive Services Network (HSSN).

This publication is in the public domain. Authorization to reproduce it in whole is granted.

To learn more about the homeless programs in Washington County, visit the county's website at <http://www.co.washington.or.us/homeless> or contact Annette M. Evans, Homeless Program Coordinator at 503-846-4760 or email Annette_Evans@co.washington.or.us

TABLE OF CONTENTS

Executive Summary	i
Major Findings.....	i
Moving Forward	iii
Year 8: Homeless Demographics and Trends	1
Point-In-Time Homeless Count (Census).....	1
Homeless Population Trends	2
Community Connect System Capacity.....	2
Homeless Population Characteristics and Special Subpopulations	3
Ethnicity and Race of Washington County Populations	4
Homeless Student Population	4
Year 8: Accomplishments and Outcomes	5
Year 8 Work Plan Focus Areas	5
Goal 1: Prevent People from Becoming Homeless.....	6
Emergency Shelter	7
Goal 2: Move People into Housing.....	8
Affordable Housing For 30% AMI Households.....	8
Transitional Housing	8
Rapid Re-Housing (Diversion from the Homeless System)	9
Permanent Supportive Housing and Serving the Chronically Homeless	9
Goal 3: Link People to Appropriate Services and Remove Barriers.....	10
Goal 4: Increase Income Support and Economic Opportunities	11
Goal 5: Expand Data Collection	12
Goal 6: Implement Public Education on Homelessness	12
Year 8: Alignment with State and Federal Planning Efforts	13
Acknowledgements to the 2016 Homeless Assessment Report	14
Appendix A: Students Experiencing Homelessness	
Appendix B: Year 8 Work Plan Outcomes	

(This Page Intentionally Left Blank)

EXECUTIVE SUMMARY

Introduction

The 2016 Homeless Assessment Report is the eighth in a series of reports charting progress in preventing and ending homelessness in Washington County, Oregon. The report enumerates local trends in homelessness, populations at risk of homelessness, and the utilization of homeless assistance programs to address the ever-changing diverse needs of this vulnerable population.



Major Findings

HOMELESS DEMOGRAPHICS AND TRENDS

Using the unduplicated point-in-time homeless census collected in January 2016, this report chronicles changes in overall homelessness as compared to previous point-in-time homeless census activities. While the census methodologies vary and are imperfect, this data provides the tools necessary to assess the changes in homeless populations.

To ascertain a more comprehensive understanding of the homeless demographics and gaps in our county, this report includes new trending data provided by *Community Connect*, a single-point entry system providing referral to homeless housing and services using standard assessment criteria.

- **83.6% of those that experienced homelessness did so for the first time**, as reported by emergency shelters and homeless housing programs.
- **Adult only households represent more than half of the homeless population** as reported in the January homeless census (87%) and assessed by *Community Connect* (52%).
- **Chronic homeless populations increased** for a third year with 142 people chronically homeless, as compared to 77 people in 2013.
- **Veteran homelessness continues to decrease with 63 veterans reported in 2016**, as compared to 103 veterans in 2012. This demonstrates the outcomes of federal, state and local funding that has been prioritized to end Veteran homelessness by 2016.

In Year 8, *Community Connect* reports 1,968 households that were screened to assess “at risk” or experiencing homelessness. Of these households, 992 received referral to housing and service programs. These households self-report:

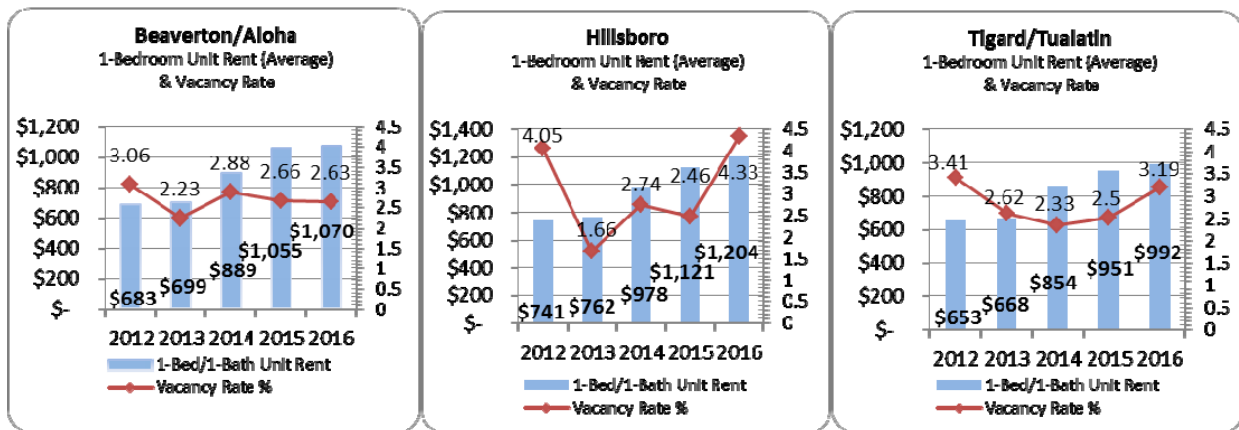
- 45% (444 households) have a criminal history.
- 25% (252 households) owe landlord debt (average \$2,750 per household).
- 32% (317 households) are fleeing or survivors of domestic violence.
- 4% (43 households) are seniors older than age 62 years.

ECONOMIC AND HOUSING FACTORS

A lack of affordable housing has become the pivotal factor contributing to an increase in homelessness, and has impacted the 10-Year Plan outcomes as the “housing first” model works best when landlords provide affordable housing units with low-barrier access for re-housing homeless people. One symptom of the tight housing market with low vacancy rates was the \$46,573 in unspent Federal HEARTH Act CoC Program rent assistance dollars that were re-captured by the US Department of Housing and Urban Development.

This report considers many of the economic and housing indicators that affect people at risk and those experiencing homelessness.

- In Year 8 a slight decrease in foreclosures is reported with **737 Trustee’s Deed and General Judgment foreclosures¹** recorded and 782 Notices of Default and Judicial Election to Sell. Pre-recession foreclosures were reported at 328 Trustee’s Deed foreclosures recorded (7/2007 to 6/2008).
- The **4.1% unemployment² rate** reported in June 2016 is favorable to the 10.0% unemployment rate reported in June 2009.
- **32,888 households³ make less than \$35,000 per year**, with 87% paying more than 30% of their income toward their housing costs.
- **Adults with disabilities comprise 60% of new entries into emergency shelter and housing programs**; e.g. mental health, substance addiction, HIV/AIDS, developmental, and physical disabilities.
- **Lack of Affordable Housing:** Access to housing continues to be challenging with a **low housing vacancy rate⁴** as a result of the displaced homeowners that moved from homeownership into the rental market during the recession; e.g. 1,591 Trustee’s Deed foreclosures recorded with 4,112 Notices of Default (7/2009 to 6/2010), and the in-migration of new residents moving to Washington County. The rising rental costs and low vacancy are displacing seniors and low-wage working families.



¹ Washington County Assessment and Taxation and Washington County Circuit Court; July 2015 to June 2016

² Oregon Department of Labor, <https://www.qualityinfo.org/home>

³ U.S. Census Bureau, 2015 American Community Survey 1-Year Estimates

⁴ Norris, Beggs & Simpson Portland Metro Area MultiFamily Report, 2nd Quarter 2012 – 2015; and MultiFamily Northwest Report, 2nd Quarter 2016

Moving Forward

STRATEGIC INVESTMENTS TO LEVERAGE OUR RESOURCES

- **Stabilize severely-rent burdened households** and prevent homelessness by investing \$150,000 in Washington County General Fund to serve 50 low-income households that pay more than 50% of their monthly income to housing rents.
- **Create greater access to affordable housing for seniors “at risk” or experiencing homelessness** through the work of a new Housing Coordinator position within Washington County Disability, Aging and Veteran Services (DAVS). The position will assist homeless persons to locate affordable housing, provide support in completing rental applications and work with landlord/property management to create greater access to housing for seniors.
- **Create efficiencies with scarce funding**, to include prioritizing resources in support of housing first programs that leverage mainstream and community resources that increase capacity in the homeless continuum.
 - Assist homeless individuals and families access health insurance under the provisions established in the Affordable Care Act, to include commercial qualified health plan coverage available through Medicaid expansion programs delivered by Coordinated Care Organizations (CCO). Assist homeless individuals with mental health needs to access the Washington County Mental Health Urgent Care Center scheduled to open in 2017.
 - Increase number of chronically homeless individuals and families that exit the streets to permanent supportive housing through coordination and expansion of the homeless outreach activities with *Community Connect* and homeless day center resources provided by Just Compassion of East Washington County and Open Door Counseling Center.
 - Prioritize resources to end veteran homelessness by 2016, chronic homelessness by 2017 and homelessness amongst youth and families by 2020 in alignment with the Federal Strategic Plan: Open Doors.
- **Develop a plan to increase affordable housing units for extremely low-income households** to include \$300,000 investment by Washington County General Fund in the Housing Opportunities Fund, and alignment with Washington County Thrives priorities to identify policy and funding opportunities that will create affordable housing as a platform for people working low-wage employment or living on fixed incomes.
- **Strengthen partnerships that link and align employment opportunities** with homeless persons in emergency shelter and re-housing programs. Most federal-funded homeless programs (79%) serve high-need vulnerable populations that, for the most part, are not able to obtain employment due to long-term disabilities. To create capacity in the homeless system to better serve new low-barrier households, program administrators will seek to partner with employment programs and resources to effectively transition households to self-sufficiency and independent housing opportunities. Critical to the success of this effort will be access to affordable housing for under-employed and low-wage households.
- **Align with Family Justice Center (FJC) model serving domestic violence survivors** to include access to homeless housing and service programs.
- **Research the continuum of risk factors leading to housing instability.** Use data to inform policy and funding to effectively prevent homelessness. Risk factors include the socioeconomic elements of poverty, to include insufficient education (less than GED or high school degree), underemployment and lack of job skills.

(This Page Intentionally Left Blank)

YEAR 8: HOMELESS DEMOGRAPHICS AND TRENDS

POINT-IN-TIME HOMELESS COUNT (CENSUS)
Data collection performed January 22 to January 31, 2016

The annual homeless census data provides a basis for planning purposes, and is used in weighted formulas for distribution of state and federal funds to jurisdictions. Washington County continues to enumerate, de-duplicate and ensure quality of the annual homeless census using *ServicePoint* Homeless Management Information System (HMIS).

	Total Homeless Persons	[Family] At Least One Adult and One Child ≤17 Years	[Adult Only] Single Adult and Couples without Children	[Youth Only] Only Children <18 Years
# of Homeless Households	439	55	381	3
# of Homeless Persons	595	193 (14 chronic ⁵)	399 (128 chronic)	3
<i>Literally Homeless: Sheltered⁶</i>	193	115	76	2
<i>Literally Homeless: Unsheltered</i>	378	73	304	1
<i>Doubled-up Homeless⁷</i>	24	5	19	0

Source: Washington County Point-In-Time Homeless Count, January 2016

Collecting census data for the doubled-up homeless population is not a focus during the street outreach activity as represented by the 24 people reported during the homeless census. 55% or 1,089 doubled-up/at risk households contacted *Community Connect* during Year 8.

	Federal Definition (Literally Homeless)	Federal and State (Literally and Doubled-up)	Literally Homeless (% of Total Homeless)
2016	571	595	95%
2015	591	776	76%
2014	537	1,011	54%
2013	432	1,153	38%
2012	751	1,331	56%
2011	752	1,356	55%
2010	950	1,383	69%
2009	748	1,243	60%

Source: Washington County Point-In-Time Homeless Count, January 2016

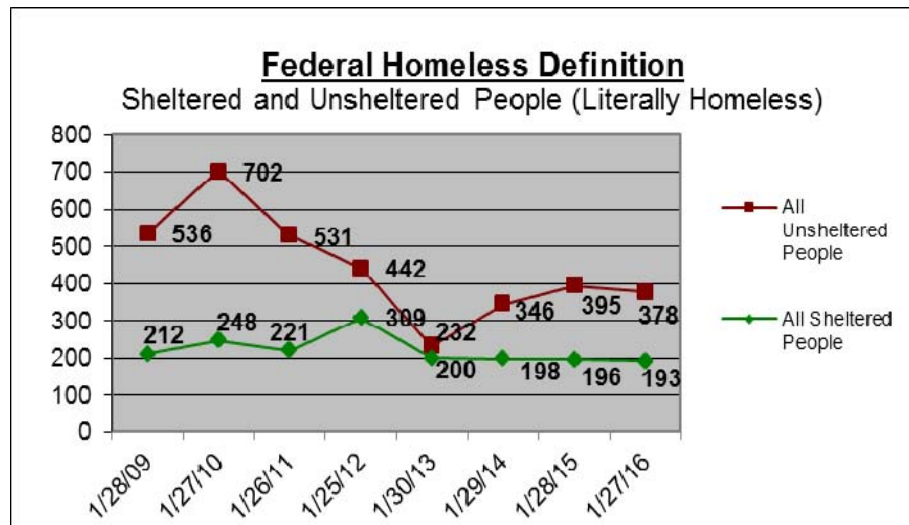
⁵ **Chronic homeless definition** includes literally homeless people living in a place not meant for human habitation, a safe haven, or in an emergency shelter, and has been homeless and living or residing in a place not meant for human habitation, a safe haven, or in an emergency shelter continuously for at least one year or on at least four separate occasions in the last 3 years, and can be diagnosed with one or more disabling conditions. [December 2015, 24 CFR Parts 91 and 578.3]

⁶ **Federal homeless definition** includes literally homeless people living in shelter and housing designated to provide temporary living arrangement, and people with a primary nighttime residence that is a place not designed for or ordinarily used as a regular sleeping accommodation (place not meant for human habitation). [December 2011, 24 CFR Part 91]

⁷ **State of Oregon homeless definition** expands the Federal definition to include people sharing the housing of other persons (living “doubled-up”) due to loss of housing, economic hardship, personal safety, or facing impending eviction from a private dwelling unit and has not found a subsequent residence and resources needed to obtain housing. [June 2008, A Home For Hope]

Homeless Population Trends

The 571 literally homeless people living in places not meant for human habitation (unsheltered) decreased by 4%, as compared to the January 2015 homeless census.



Source: Washington County Point-In-Time Homeless Count, January 2016

COMMUNITY CONNECT SYSTEM CAPACITY

Data collection July 1, 2015 to June 30, 2016

Implemented in 2014, *Community Connect* provides a single-point entry to the county's homeless response system that provides emergency shelter and re-housing resources. This integrated system of care works to provide an effective intervention to minimize the trauma people experience through direct referral to crisis intervention services, emergency shelter and housing. The system aligns with goals to reduce the length of homelessness and recidivism rates, and promote self-sufficiency through greater access to health care, mainstream resources, education, and employment programs. Nearly 900 beds are aligned with *Community Connect* to ensure all homeless persons have equal access to publicly funded assistance.

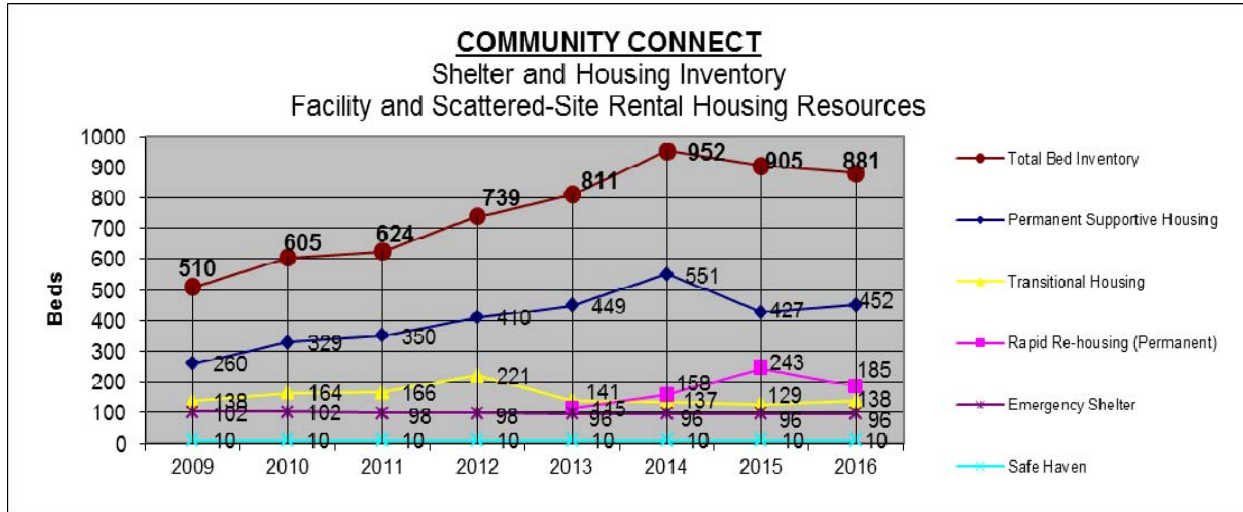
- ❖ The system captures data from 30 shelter and housing programs managed by 16 agencies. The number of homeless households exceeds the available resources by 436 households, creating a challenge in achieving functional zero or ending of homelessness without turning over homeless program beds quicker (shortening length of time in homeless programs) and increasing housing capacity to serve more people.

	# Households Call For Assistance (Community Connect)	# Households* Refer to Shelter and Housing (Community Connect)	# New Households Served in Shelter and Housing	# Households Underserved
July 2014 to June 2015	1911	1043	584	-459
July 2015 to June 2016	1968	992	556	-436

*Households that complete a comprehensive assessment and are eligible for homeless programs.

Source: Community Connect, a centralized assessment system for homeless persons.

- ❖ The increase in rental costs is having an adverse effect on the housing capacity aligned with Community Connect. As rent costs increase, additional rent subsidy is needed per homeless household, reducing the number of new households that can be served by tenant-based rent subsidy programs.



Source: OR-506 CoC Housing Inventory Chart (HIC), January 2016

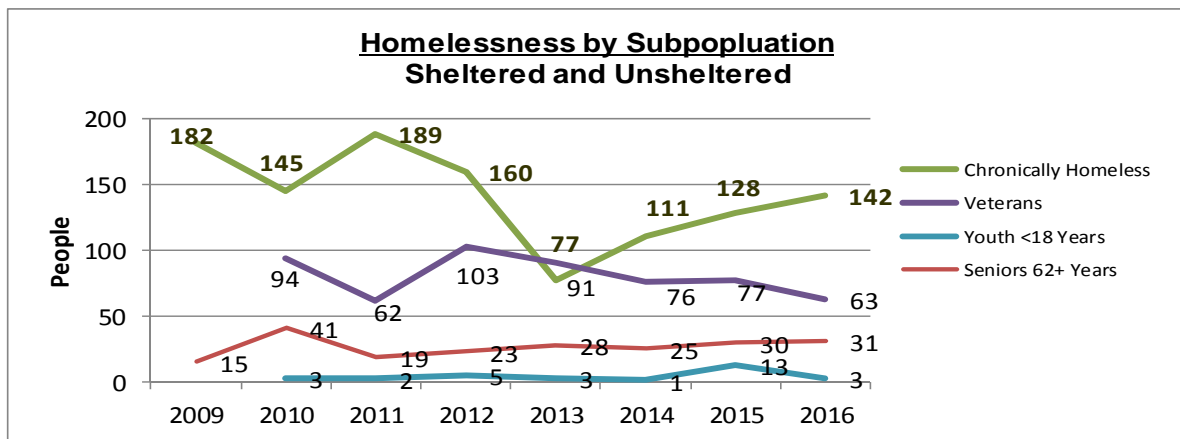
Homeless Population Characteristics and Special Subpopulations

People experiencing homelessness tend to have special needs for housing and services to address physical, psychological and physiological disabilities that include chronic health issues, mental illness, substance addiction, and development disabilities.

A range of housing barriers delay or prevent people from transitioning out of homelessness and into housing due to poor credit and/or eviction history, criminal background, lack of education and job skills to obtain or retain living wage employment, fleeing domestic violence, and other socioeconomic factors.

Homeless Subpopulation (# People)	
Homeless By Choice	35
Child Abuse	3
Criminal History	52
Domestic Violence	79
Eviction/Foreclosure	83
Foster Care	8
HIV/AIDS	1
Medical/Physical	16
Mental Health	143
Substance Addiction	151

Source: Washington County Point-In-Time Homeless Count, January 2016



Source: Washington County Point-In-Time Homeless Count, January 2016

Ethnicity and Race of Washington County Populations

The diversity of the homeless population reflects the overall diversity of Washington County's population, as reported in the January 2016 Point-In-Time Homeless Count (595 people) and the data for newly homeless individuals (1,175 people) who entered shelter and housing programs during Year 8 of the 10-Year Plan.

Characteristics of Washington County Populations	Percentage of the Point In Time Street/Shelter Homeless Count 1/27/2016 595 people	Percentage of Newly Homeless Persons in Shelter/Housing Programs 2015-16 1,175 people	Percentage of Persons living below Federal Poverty Level 2015 ACS-5 Year 71,790 people (12.5%)	Percentage of the County Population 2015 ACS-1 Year 574,326 people
Ethnicity				
Hispanic/Latino	14%	15%	35%	16%
Non-Hispanic/non-Latino	86%	85%	12%	84%
Race				
American Indian/Alaskan Native	2%	2%	19%	1%
Asian	1%	1%	11%	10%
Black or African American	5%	12%	21%	2%
Native Hawaiian/Pacific Islander	1%	2%	9%	1%
White	82%	77%	10%	82%
Other Multi-Racial/Unknown	9%	6%	13%	4%
Special Populations				
Veteran (Adults Only)	11%	22%	5%	6%
Disabled (Children and Adults)	69%	60%	19%	7%
Elderly 62+ years	7%	6%	7%	12%

Source: Washington County Point-In-Time Homeless Count, January 2016
 Washington County Homeless Programs, July 2015 through June 2016
 U.S. Census Bureau, 2010-2014 American Community Survey 5-Year Estimate
 U.S. Census Bureau, 2015 American Community Survey 1-Year Estimate

Homeless Student Count

HOMELESS STUDENT POPULATION: SCHOOL YEAR 2015-2016
 Total = 2,202 students in Washington County

On December 10, 2015, President Obama signed the Every Student Succeeds Act (ESSA), a long-awaited overhaul of federal education law. The ESSA represents a shift from broad federal oversight of primary and secondary education to greater flexibility and decision making at the state and local levels. As a part of this work, the Oregon Department of Education remains committed to designing a State Plan that reflects the state's education priorities. McKinney-Vento Homeless Student Liaisons from seven school districts in the county work closely with homeless service providers to align homeless students and their families with housing resources.

In Year 8 an increased number of homeless students lived in motels or unsheltered situations, with the vast majority of homeless students living in doubled-up housing with family and friends.

See Appendix A for a summary of homeless students by school district and data on Oregon's homeless student populations.

YEAR 8: ACCOMPLISHMENTS AND OUTCOMES

The Washington County Housing and Supportive Services Network (HSSN) is a consortium of more than 60 cross-sector public and private agencies that lead the implementation of the jurisdiction's 10-Year Plan to End Homelessness. The HSSN was developed to plan and implement a Continuum of Care for individuals and families who are homeless or may have special needs. The Network ensures that a Continuum of Care provides integrated and coordinated access to a range of affordable housing and services designed to prevent homelessness and help families and individuals experiencing homelessness to achieve their maximum level of independence and self-sufficiency.

A Road Home includes six goals with integrated strategies, many which are considered national best practices with proven effectiveness in reducing homelessness in other cities and counties nationwide. This section of the report will highlight the goals and performance outcomes in *outreach, prevention, diversion* (rapid re-housing) and *intervention* through a continuum of care (CoC) planning model.

Year 8 Work Plan Focus Areas.

- ❖ Prevention of homelessness through linkage with basic need resources that include emergency rent and utility assistance;
- ❖ Prioritized housing resources based on vulnerability to victimization that includes unsheltered populations; e.g. people living on the street, people with long-term disabling conditions; e.g. severe mental illness, development disabilities, chronic health issues, people experiencing domestic violence and/or human-trafficking;
- ❖ Shorten the length of time homeless and maximize public-funded bed/unit resources (turn-over resources) through delivery of client-centered services and effective transition from supported housing to permanent independent housing;
 - The homeless system served 1,932 individuals (1,124 households) in emergency shelter and housing programs, with 41% enrolled in long-term permanent supportive housing programs.
- ❖ Reduced barriers to housing for people with criminal history, past evictions and job discrimination through Legal Clinics sponsored by the Oregon Law Center;
- ❖ Advocacy for affordable housing serving extremely low income households making less than 50% area median income. This activity was carried out in alignment with the Washington County Thrives initiative; and
- ❖ \$3.4 million in Federal FY2015 CoC Program competitive grant award by the U.S. Department of Housing and Urban Development on May 2, 2016. The federal resources fund more than 50% of the homeless response system to include supportive services and housing assistance, and leverage an additional \$1.7 million in public and private funds. The award includes \$413,058 in CoC Program funds for Clover Court, a new construction 6-unit multi-family apartment complex providing permanent supportive housing targeted to re-house chronically homeless adults with severe mental illness.

Refer to Appendix B for a detailed listing of strategic investments and outcomes accomplished by the HSSN during the implementation of Year 8 of the 10-Year Plan.

Goal 1: Prevent People from Becoming Homeless

A contributing factor for the increase in homelessness in Year 8 is the rise in poverty as a result of increased housing costs, under-employment/low wage employment, increase in evictions, and property managers being selective in tenants, e.g. excluding people with poor credit, criminal history, and prior housing evictions.

Since 2008, Rent Well Tenant Education training has proven to be an effective strategy on working with property managers/landlords and the need to avoid eviction court.

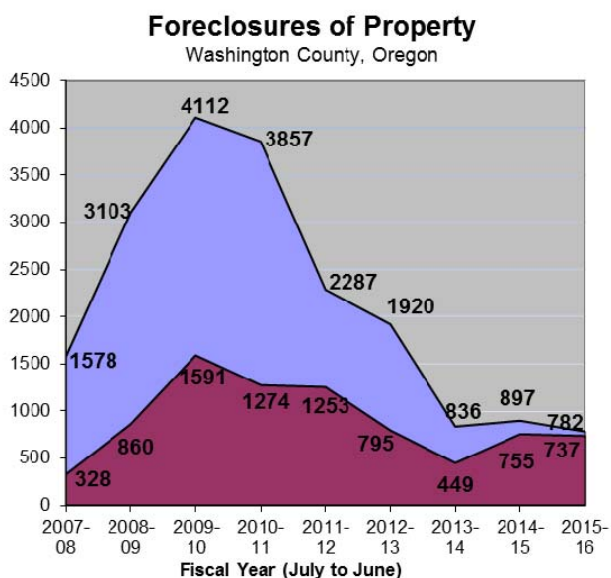
Eviction Court Cases Filed (By Calendar Year)	Number of Eviction Cases Filed
CY 2008	4,348
CY 2009	4,194
CY 2010	3,819
CY 2011	3,422
CY 2012	3,235
CY 2013	2,739
CY 2014	2,687
CY 2015	2,726 ↑

Source: Washington County Circuit Court

PREVENTION OF EVICTION AND FORECLOSURE

Keeping people in their current housing reduces trauma and costly homeless crisis intervention by institutional systems of care. As housing costs increase, fewer households can be served with prevention and foreclosure funds. Funds are needed to implement more robust prevention programs that address *situational poverty*⁸ and encourage cross-sector results.

- ✓ **Emergency one-month rent assistance served 1,243 persons (423 households) facing eviction.** Community Action is a lead nonprofit agency providing emergency rent assistance through public and private funds (\$174,316 administered July 2015 to June 2016).
- ✓ **2,229 people received \$148,977 in emergency rental assistance** provided by St. Vincent DePaul (Hillsboro) and St. Anthony's (Tigard) that included \$113,377 in private funds.



■ Notices of Default & Election To Sell
 ■ Trustee Deeds & General Judgments/Writ of Execution

Source: Washington County Assessment and Taxation 'Notice of Default' and 'Trustee Deeds'; and Washington County Circuit Court 'Election to Sell' and 'General Judgments/Writ of Execution'

- ✓ **Open Door Counseling Center** provides housing counseling on mortgage delinquency issues.
- ✓ **Cascade MicroTech** employees donated coats, gloves, blankets, and other basic needs to the Severe Weather Shelters in December 2015.
- ✓ **Oracle** employees created "Help The Homeless" campaign and donated more than 400 articles of clothing and blankets.

SB1552 Oregon Foreclosure Reform

Senate Bill 1552 (2012) directed the Attorney General of Oregon to establish a residential Foreclosure Avoidance Mediation Program. The Foreclosure Avoidance Mediation program lends a structured process for communicating with the lender, submitting financial documentation to the lender, working with a financial counselor, and meeting with the lender face-to-face with a mediator at a neutral location. This program was implemented July 11, 2012, and is available to homeowners who have received a "Notice of Mediation" from their lender; and, homeowners who are at-risk of default and who wish to mediate with their lender.

⁸ Situational Poverty happens when a household suffers negative financial changes due to illness, job loss, and other temporary events.

EMERGENCY SHELTER

The Family Shelter Network is comprised of beds operated by Community Action, the Good Neighbor Center, and Family Bridge of Washington County that operate through a unified shelter wait list that averages 30 families per month. The family shelter capacity will serve up to 17 homeless families (adults with children) at any point in time.

Nonprofit Shelter Provider Agency	Population Served	# Units	# Beds
Community Action Family Shelter	Family	5	20
Family Bridge/Interfaith Hospitality Network	Family	3	12
Good Neighbor Center Shelter	Family	9	36
<i>Subtotal Beds</i>		<i>17 Units</i>	<i>68 Beds</i>
SafePlace Youth Shelter (<19 years of age)	Youth	-	4
Domestic Violence Resource Center (DVRC)	Family	6	21
Domestic Violence Resource Center (DVRC)	Singles	-	3
<i>Total Bed (Adult with child, youth and DV)</i>		<i>23 Units</i>	<i>96 Beds</i>

A gap exists in the homeless response system exists with zero emergency beds available for homeless adults without children.

- ❖ The **Severe Weather Shelter Response Plan** was activated for 124 days during the winter months of 2015-2016, with faith-based shelters enlisting 14,510 volunteer hours that provided 6,414 overnight shelter bed stays. The shelter sites in five major cities include: Forest Grove United Church of Christ and Forest Grove Sunrise (Forest Grove), SOS-Shelter at Sunrise Church (Hillsboro), St. Francis Catholic (Sherwood), Calvin Presbyterian and St. Anthony's Catholic (Tigard), and Rolling Hills Community (Tualatin).

YEAR 8 OUTCOMES (Family Shelter Network and Monika's House/DVRC)

713 adults and children (228 households) received emergency shelter services

Of the 288 adults that exited:

81 adults (28%) exited to permanent housing

143 adults (50%) adults exited shelter with economic support⁹

91 adults (32%) adults employed at program exit

- ❖ 14% decrease in exits to permanent housing is reported this year as adults are not able to afford housing upon exit and move-in with family and friends.

YEAR 8 OUTCOMES (SafePlace Youth Shelter)

76 unaccompanied homeless youth (age 12 to 19 years) received shelter services

32 youth (42%) exited shelter to permanent housing, 17 youth (22%) exited to other shelter or transitional housing, and the remaining to other or unknown locations.

⁹ Economic Support is defined as income from one or more of the following: Social Security, TANF, Food Stamps, Veterans Benefits, Employment, Unemployment, Medicaid, and other income.

Goal 2: Move People Into Housing

With the implementation of Community Connect, Washington County's new integrated system of care has prioritized homeless housing and services based on severity of need and vulnerabilities. This "higher-need" population is reflected in the population served in Year 8.

Sheltered and Housed Homeless Population: Prior Living Arrangement the Night before Program Entry	People Enter Programs (Adults Only)	Year 8 %	Year 7 %
	694		
Total from Street and Shelter			
Place not meant for human habitation	260	37%	28%
Emergency Shelter and Transitional Housing	202	29%	29%
Total from "Housing"			
Rented or owned housing unit (Voluntary/Eviction/Foreclosure)	15	2%	5%
Staying with Family/Friends	160	23%	25%
Total from Institutional Settings			
Psychiatric Hospital	8	1%	0%
Hospital	7	1%	1%
Inpatient Alcohol and Drug Treatment Facility	10	1%	1%
Jail, Prison or Juvenile Detention Center	23	3%	3%
Other			
Other, Unknown, or not reported by homeless	9	1%	8%

Source: Washington County Homeless Program, Year 8 (2015-16) as compared to Year 7 (2014-15)

AFFORDABLE HOUSING FOR 30% AMI HOUSEHOLDS

The 10-Year Plan strategy to develop units serving extremely low-income households at 30% Area Median Income (AMI) was accomplished by various public-private partnerships to include the Oregon Housing and Community Services (OHCS), Low Income Housing Tax Credits (LIHTC) and the Housing Authority of Washington County administering Section 8 Housing Choice Vouchers as project-based operating subsidy. Other housing construction include:

- HAWC in partnership with Pedcor began construction of Sunset View, a 236-unit, 10-building project that will include 24 units restricted for 30% AMI households; and
- REACH CDC developed Orchards At Orenco (Phase 2), a 58 unit workforce housing complex with 8 units of project-based Section 8 Voucher subsidy at 30% AMI.

TRANSITIONAL HOUSING

Transitional homeless programs limit participants in housing up to 24 months, and operates under the administration of public, nonprofit and faith-based organizations that provide an array of supportive services to homeless households with moderate barriers to housing.

YEAR 8 OUTCOMES

327 adults and children (254 households) served by transitional housing

Of the 193 adults that exited:

132 adults (68%) exited to permanent housing

187 adults (97%) exited transitional housing with economic support

57 adults (30%) employed at program exit

RAPID RE-HOUSING (DIVERSION FROM THE HOMELESS SYSTEM)

Consistent with the “housing first” model where the rental lease is in the homeless household’s name, rapid re-housing is permanent housing that supports homeless households to locate affordable housing in the community, provide funds to pay for rental deposit and short-term rent subsidy as a means of diversion from accessing more costly homeless resources; e.g. emergency shelter, transitional and permanent supportive housing programs. Households remain in the program from 1 to 24 months, and retain their housing when services and rent subsidy is removed upon exit from the program.

YEAR 8 OUTCOMES

259 adults and children (105 households) received rapid re-housing assistance

Of the 81 adults that exited:

73 adults (90%) exited to permanent housing

73 adults (90%) exited with economic support

31 adults (38%) employed at program exit

PERMANENT SUPPORTIVE HOUSING

The national focus continues to prioritize the need to develop housing with supportive service programs for veterans and chronically homeless populations. Washington County provides permanent supportive housing using a “housing first” model linked with intense client-centered supportive services that assist homeless persons with disabling conditions move toward self-sufficiency. The housing lease is in the name of the homeless household with no time limit on how long the household can stay in the program.

Washington County’s 10-Year Plan aligns with federal priorities to end veteran homelessness by 2016 and chronic homelessness by 2017, as measured by “functional zero¹⁰” homelessness.

Expansion of programs and resources in Year 8 include:

- ✓ 10 units – \$74,640 in new HUD-Veterans Affairs Supportive Housing (VASH) program vouchers awarded on June 2, 2016 to serve homeless veterans and their families. The Housing Authority of Washington County administers a total of 97 HUD-VASH units.
- ✓ 82 households (129 people) – The U.S. Department of Veterans Affairs renewed funding for the Supportive Services for Veterans Families (SSVF) program serving low-income and homeless veteran households in Washington County. Community Action is the local lead agency providing services and housing assistance under the SSVF program that provided 28 households at risk of homelessness with prevention assistance and 54 households experiencing homelessness with rapid re-housing rent subsidy.
- ✓ 20 units - Pomeroy Place will provide permanent supportive housing for homeless veterans. The housing project is under construction to include 15 units Section 8 Housing Choice Vouchers as project-based operating subsidy and 5 units HUD-VASH (Veteran Affairs Supportive Housing) as project-based operating subsidy.

¹⁰ Term that identifies ending homelessness at any point in time when the number of people experiencing sheltered or unsheltered homelessness will be no greater than the current monthly housing placement rate for people experiencing homelessness.

PERMANENT SUPPORTIVE HOUSING - Continued

YEAR 8 OUTCOMES

557 adults and children (461 households) received permanent supportive housing assistance

Of the 120 adults entering permanent supportive housing in Year 8, 48 individuals (40%) were chronically homeless adults with disabilities.

Of the 89 adults that exited:

44 adults (49%) exited permanent “supportive” housing to independent housing

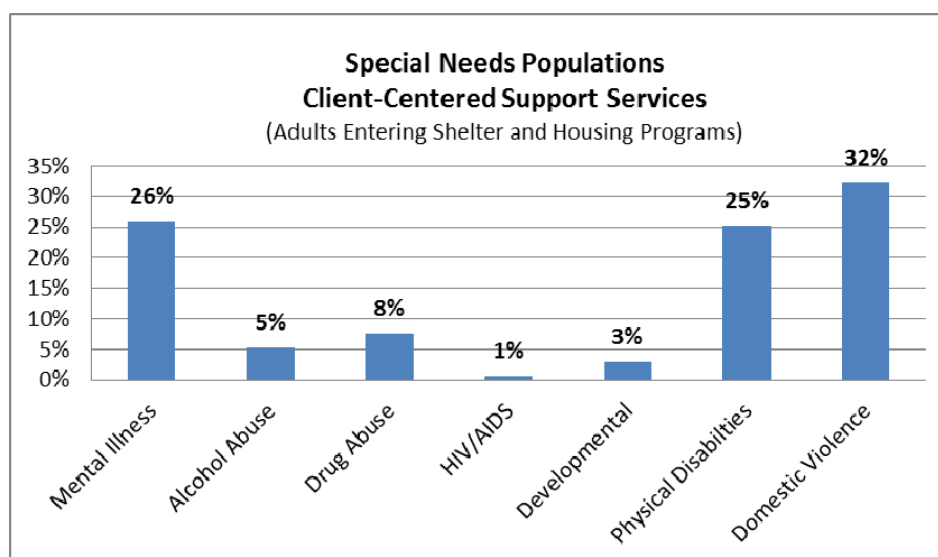
86 adults (97%) exited with economic support

19 adults (21%) employed at program exit

Goal 3: Link People to Appropriate Services and Remove Barriers

YEAR 8 OUTCOMES

613 adults received specialized services



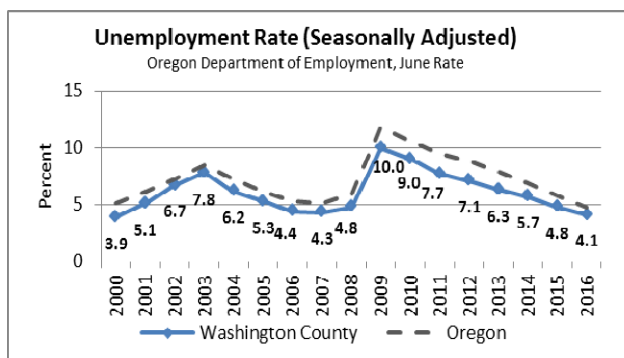
Source: Washington County Homeless Programs, July 2015 through June 2016

- ❖ Provider agencies work closely with Coordinated Care Organizations (CCO), to include Health Share of Oregon and Family Share Inc., and local health clinics to ensure all people can access health care, and to support individuals and families in accessing health insurance. Virginia Garcia Memorial Health Center (VGMHC) provides high-quality, comprehensive, and culturally appropriate primary health care, and assisted more than 12,000 individuals to apply for the Oregon Health Plan.
- ❖ Over 400 people received housing information and accessed on-site services at the 10th Annual Project Homeless Connect held January 27, 2016.
- ❖ 270,853 meals were provided in the 2015 Summer Lunch Program serving low-income and homeless youth below the age of 18 years. The program has expanded to affordable housing sites where extremely low-income and low-income households reside.

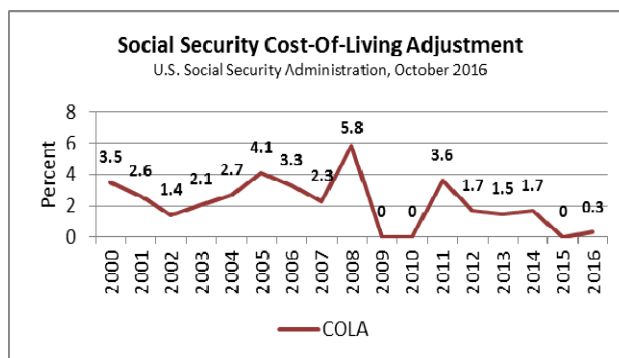
Goal 4: Increase Income Support and Economic Opportunities

A leading factor for homelessness is unemployment, underemployment, and low wage opportunities that include stagnant and less secure jobs that offer fewer benefits. A challenge experienced by many people living in poverty and homelessness is limited skills or experience to obtain living wage jobs and access to educational and training programs.

Social Security is a federal program that promotes income stability by providing a regular source of income to replace lost wages due to retirement, disability or death. An increase in the number of elderly people (age 62+ years) is reported by *Community Connect* as “at risk” or experiencing homelessness as the cost of living adjustment is not keeping pace with the increased cost of housing and healthcare.



Source: Oregon Department of Employment, June 2016



Source: United States Social Security Administration, 2016

YEAR 8 OUTCOMES

93% of adult participants exited programs with financial resources, as compared to 70% in 2008-09 (Year 1 of the 10-Year Plan).

SELF-SUFFICIENCY AT PROGRAM EXIT:					
Adults with Employment and Economic Support	Year 1	Year 3	Year 5	Year 7	Year 8
EMERGENCY SHELTER	2008-09	2010-11	2012-13	2014-15	2015-16
<i>Number of Adults (18+ Years)</i>	279	358	344	319	288
Number of Adults with Employment Income	39	55	72	57	87 30%
Number of Adults with Economic Support*	243	286	313	258	259 90%
TRANSITIONAL HOUSING	2008-09	2010-11	2012-13	2014-15	2015-16
<i>Number of Adults (18+ Years)</i>	69	221	389	67	193
Number of Adults with Employment Income	36	72	103	44	57 30%
Number of Adults with Economic Support*	44	164	289	63	187 97%
RAPID RE-HOUSING** (PERMANENT HOUSING)	2008-09	2010-11	2012-13	2014-15	2015-16
<i>Number of Adults (18+ Years)</i>			51	147	81
Number of Adults with Employment Income			20	53	31 38%
Number of Adults with Economic Support*			40	118	73 90%
PERMANENT SUPPORTIVE HOUSING	2008-09	2010-11	2012-13	2014-15	2015-16
<i>Number of Adults (18+ Years)</i>	27	73	100	95	89
Number of Adults with Employment Income	17	10	20	7	19 21%
Number of Adults with Economic Support*	21	64	100	89	86 97%

*Includes TANF, SSI/SSD, Food Stamps, Veteran Benefits, Medicaid, State Children Health Insurance, and Employment Income

**Note: Rapid Re-Housing implemented in 2012-13.

Source: Washington County Homeless Programs, Year 8: July 2015 through June 2016

Goal 5: Expand Data Collection

The 10-Year Plan embraces the concept that a Homeless Management Information System (HMIS) will improve services by establishing and maintaining an information sharing system that supports quality programs, fosters cooperation, ensures privacy, and creates accurate information on homeless demographics. Bowman Systems *ServicePoint* HMIS is used statewide, and provides local data to support analysis on effectiveness in system changes and program performance. HMIS is a tool that supports the focus of planning and resource prioritization based on system and programmatic performance measurement outcomes. The HMIS is administered by the Department of Housing Services, and provides technical support to 13 partner organizations (68 user licenses).

SYSTEM PERFORMANCE OUTCOMES

Federal Fiscal Year (October to September)	Average Length of Time Homeless (ES, SH)	Recidivism: Exits to PH and Return in 24 months	Increase in Earned Income HUD CoC Programs	First-time Homeless (ES, SH, TH, PH)	% Successful Exit or Retention in PH from Outreach	% Successful Exit or Retention in PH from ES, SH, TH, RRH	% Successful Exit or Retention in PH from PSH
Goal	30 Days or less	5% or less	20%+	82%+	40%+	70%+	80%+
2012-13	42	10.9%	19.5%	85.1%	30.2%**	53.5%	92.4%
2013-14	52	17.1%	15.5%	82.8%	25.0%**	56.8%	91.2%
2014-15	53	11.0%	15.8%	83.6%	16.9%	56.7%	93.4%

**Housing Team funded by the U.S. Substance Abuse and Mental Health Services Administration (SAMHSA).
 ES=Emergency Shelter, SH=Safe Haven, TH=Transitional Housing, PH=Permanent Housing, PSH=Permanent Supportive, RRH=Rapid Rehousing

Goal 6: Implement Public Education on Homelessness

Through the collaborative efforts of the Housing and Supportive Services Network (HSSN) provider agencies and community advocates, a sustained community initiative to address the issues around homelessness has resulted in actions that not only educate the public on the social impact of homelessness, but also serve vulnerable populations in our community who seek basic needs to address hunger, housing and health care.

YEAR 8 OUTCOMES:

- ✓ **Washington County Speakers Forum:** On February 22, 2016, the Washington County Speakers Forum received an overview on the homeless demographics, gaps in housing and services to serve this population, programmatic and policy activities, and information on how the community can become involved in serving the homeless.
- ✓ **Pacific University Symposium On Homelessness:** On March 6, 2016, a panel discussion hosting shelter providers, community advocates, and homeless students was hosted at Pacific University. Breakout sessions were presented on addressing local needs through expanding housing first programs, linking people to resources, and connecting people to community leaders working on homeless issues.
- ✓ **Think Out Loud:** Annette Evans was a guest speaker on OPB's Think Out Loud program (<https://soundcloud.com/thinkoutloudopb/washington-county-homelessness>). The radio broadcast provided an overview of the investments and strategies deployed in Washington County to meet the growing need of our homeless population.

ALIGNMENT WITH STATE AND FEDERAL PLANNING EFFORTS

State of Oregon: A Home For Hope

The State of Oregon believes all people in Oregon should have the opportunity to be at home in their communities and to be physically, emotionally and economically healthy. **A Home For Hope: A 10-year plan to end homelessness in Oregon** was adopted in June 2008.

To view a copy of *A Home For Hope*, visit the state website.

<https://www.oregon.gov/ohcs/pdfs/report-ehac-10-year-action-plan.pdf>

During the 2016 Oregon Legislative Session, several measures were passed to address Oregon's affordable housing crisis, and an investment with increased funding statewide to prevent homelessness.

- ❖ HB 4143 bans rent increases in the first year of a month-to-month tenancy and 90-day notification for any rent increases after that period.
- ❖ SB 1533 ends statewide ban on two affordable housing tools: inclusionary zoning and construction excise taxes.
- ❖ SB 1582 sets out implementation guidelines for \$40 million bond investment to build new affordable housing.
- ❖ HB 4042 restarts the General Assistance Program to support homeless persons who cannot work and should qualify for federal disability assistance.
- ❖ \$8 million to increase Emergency Housing Assistance (EHA) program.
- ❖ \$2 million to increase State Homeless Assistance Program (SHAP) for shelters.
- ❖ \$2.5 million in lottery bonds for the preservation of existing affordable housing.
- ❖ \$2.7 million for foreclosure counseling and \$200,000 in additional support for Legal Aid Services of Oregon to help low-income Oregonians deal with housing-related issues.

Federal Strategic Plan: Opening Doors

On May 20, 2009, President Obama signed into law the **Homeless Emergency Assistance and Rapid Transition to Housing (HEARTH) Act**, which amends the McKinney-Vento Homeless Assistance Act to change HUD's definition of homelessness, increase prevention resources, and emphasize outcomes. HEARTH Act regulations were released in 2012.

Opening Doors: Federal Strategic Plan to Prevent and End Homelessness 2010 was released on June 22, 2010 (amended in 2015), and reflects interagency agreements on a set of priorities and strategies. The Federal Strategic Plan is available online at the USICH website http://usich.gov/resources/uploads/asset_library/USICH_OpeningDoors_Amendment2015_FINAL.pdf

Acknowledgements to the 2016 Homeless Assessment Report

The 2016 Homeless Assessment Report is prepared by the Washington County Department of Housing Services in partnership with members of the Housing and Supportive Services Network (HSSN) and oversight provided by the Homeless Plan Advisory Committee (HPAC). Washington County gratefully acknowledges the generous contribution of time and expertise from many individuals and agencies that provide housing and services to the homeless men, women, and children living in our community. *A Road Home* recognizes the involvement of elected officials, community leaders and partner agencies who share the same vision to one day end homelessness for those persons seeking safe and stable housing.

HOMELESS PLAN ADVISORY COMMITTEE (HPAC)

- Commissioner Dick Schouten, Washington County
- Councilor Marland H. Henderson, City of Tigard
- Sheriff Pat Garrett, Washington County
- Adolph 'Val' Valfre, Jr., Housing Authority of Washington County
- Barbara Nelson, Citizen At-Large
- Carol Herron, St. Anthony's Severe Weather Shelter
- Janice Burger, Providence Health System
- Kristin Griffey, Homeless Advocate
- Lai-Lani Ovalles, United Way of the Columbia Willamette
- Rachael Duke, Community Partners for Affordable Housing
- Renee Bruce, Community Action
- Robin Shultz, Oregon Dept. of Human Services
- Russ Dondero, Citizen At-Large
- Samira Godil, SW Community Health Center
- Steven Berger, Community Corrections, Washington County
- Vera Stoullil, Boys And Girls Aid

HOUSING AND SUPPORTIVE SERVICES NETWORK (HSSN)

- 211info
- ASSIST Program
- Barbara Nelson, Citizen Advocate
- Beaverton Round Executive Suites
- Beaverton Social Justice League
- Bienestar
- Boys And Girls Aid
- Bridges To Change
- Calvin Presbyterian
- Care Oregon
- Cascade AIDS Project
- City of Beaverton
- City of Hillsboro
- CODA, Inc.
- Community Action Organization
- Community Partners for Affordable Housing
- Community Warehouse
- Department of Community Corrections, Wash. Co.
- Department of Housing Services, Wash. Co.
- Department of Mental Health, Washington County
- Disability, Aging and Veteran Services, Wash. Co.
- Domestic Violence Resource Center
- Easter Seals of Oregon
- Families for Independent Living (FIL)
- Family Promise of Washington County
- Forest Grove School District
- Forest Grove United Church of Christ
- Forest Grove Sunrise
- Good Neighbor Center Shelter
- Goodwill Industries
- Hillsboro School District 1J
- omePlate Youth Services
- Housing Authority of Washington County
- Housing Independence
- Impact Northwest
- Job Corps
- Jubilee Transition Homes
- Just Compassion of East Washington County
- LifeWorks Northwest
- Love Inc. of Tigard
- Luke-Dorf, Inc. Lutheran Community Services NW
- Office of Community Development, Washington County
- Open Door Counseling Center
- Oregon Department of Human Services
- Oregon Department of Education
- Oregon Food Bank
- Oregon Housing and Community Services
- Oregon Military Support Network
- Pacific University
- Pilgrim Lutheran Church
- Portland Community College
- REACH Community Development, Inc.
- Ride Connection
- Rolling Hills Community Church
- Sequoia Mental Health Services Inc.
- Sheriff's Office, Washington County
- Social Security Agency
- Sunrise Church
- St. Anthony's Catholic Church (Tigard)
- St. Francis Catholic Church (Sherwood)
- SW Community Health Clinic
- The Salvation Army
- Transition Youth
- Union Gospel Mission
- U.S Department of Housing and Urban Development
- U.S. Department of Veterans Affairs
- Virginia Garcia Memorial Health Center
- Washington County Cooperative Library Services
- Washington County Reentry Council
- Willamette West Habitat for Humanity, Inc.
- Worksource Oregon
- Write Around Portland

Appendix

Appendix A: Students Experiencing Homelessness

Definitions of Homeless Children and Youth	16
Washington County Homeless Students by School District	17
Homeless Students in Oregon	18

Appendix B: Year 8 Work Plan Outcomes

Goal 1: Prevent People From Becoming Homeless	19
Goal 2: Move People Into Housing	19
Goal 3: Link People to Appropriate Services and Remove Barriers.....	20
Goal 4: Increase Income Support and Economic Opportunities.....	20
Goal 5: Expand Data Collection.....	20
Goal 6: Implement Public Education on Homelessness.....	20

HOMELESS STUDENTS IN WASHINGTON COUNTY SCHOOLS

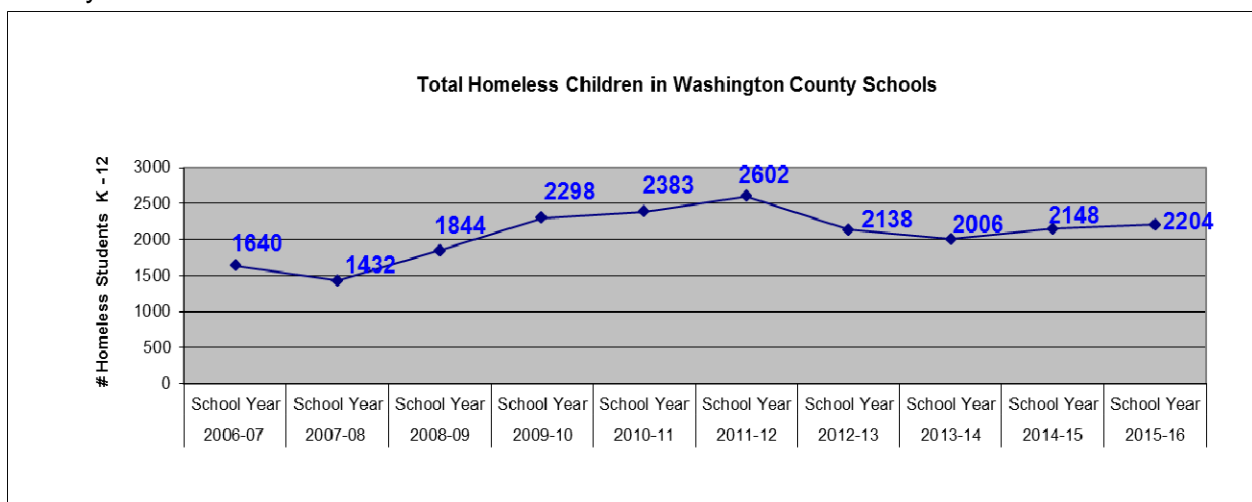
Definitions of Homeless Children and Youth

The Every Student Succeeds Act (ESSA) replaces the No Child Left Behind Act, and is more commonly called “the McKinney-Vento Homeless Education Program”. Each school district is required to have a McKinney-Vento Homeless Liaison to assist children and youth experiencing homelessness to enroll in, attend, and succeed in school. Liaisons ensure students are enrolled in school, have the supplies they need and provide referrals to the community services for shelter, health care and counseling. This effort includes data reporting to state and federal officials.

As provided by the McKinney-Vento Homeless Student Liaison, the data below reflects those homeless children and youth (Kindergarten through 12th grade) who lack a fixed, regular and adequate nighttime residence, and includes children and youth who:

- *are sharing the housing of other persons (“doubled-up”) due to loss of housing, economic hardship, or a similar reason;*
- *are living in motels, hotels, trailer parks, or camping grounds due to the lack of adequate alternative accommodations;*
- *are living in emergency or transitional shelters;*
- *are awaiting foster care placement;*
- *have a primary nighttime residence that is a public or private place not designed for or ordinarily used as a regular sleeping accommodation for human beings;*
- *are living in vehicles, parks, public spaces, abandoned buildings, substandard housing, bus or train stations, or similar settings; and*
- *are migrant children and youth (as defined under NCLB Title IC – Migrant Education) who qualify as homeless for the purposes of this subtitle because the children are living in circumstances described above.*

The Oregon Department of Education reports the following homeless students in Washington County:



Source: Oregon Department of Education

Washington County Homeless Students by School District

HOMELESS STUDENT COUNT (K-12): SCHOOL YEAR 2015-2016

Total = 2,204 students in Washington County

Homelessness as a percent (%) of School District total Student Enrollment

School District	2015-16 # Homeless Students	% of District Enrollment	Sheltered: Emergency Housing	Sheltered: Doubled-up	Unsheltered: Vehicle/Tent/ Other	Unsheltered: Hotel/Motel	Unaccompanied Youth
	2,204		186	1,760	135	123	409
Banks	5	0.45%	0	4	0	1	3
Beaverton	1,383	3.41%	122	1,127	77	57	326
Forest Grove	104	1.68%	3	66	24	11	20
Gaston	33	5.37%	3	29	1	0	5
Hillsboro	370	1.77%	24	304	20	22	26
Sherwood	55	1.04%	0	51	4	0	0
Tigard-Tualatin	254	1.98%	34	179	9	32	29

Source: Oregon Department of Education, September 2015 to June 2016

Tri-County Comparison

County	2008-09 School Year	2015-16 School Year	% + / -
Clackamas	1,072	1,392	30%
Washington	1,844	2,204	20%
Multnomah	3,137	4,064	30%

Source: Oregon Department of Education, September 2015 to June 2016

Homeless Students in Oregon

HOMELESS STUDENT COUNT (K-12) FOR SCHOOL YEAR 2015-2016

Total = 29,796 homeless students in Oregon

The following is a summary of school districts in Oregon reporting greater than 500 students homeless within the school district.

School District Highest Homeless Student Counts	2015-16 Homeless Student Count: Hi to Low
Portland SD 1J	1,434
Beaverton SD 48J	1,383
Medford SD 549C	1364
Reynolds SD 7	1,128
Salem-Keizer SD 24J	1120
Eugene SD 4J	810
Lincoln County SD	768
Bend-LaPine SD 1	576
Bethel SD 52	524

Source: Oregon Department of Education, September 2015 to June 2016

Number of Homeless Students in Oregon by School Year

2007-08	15,859
2008-09	18,051
2009-10	19,040
2010-11	20,545
2011-12	20,370
2012-13	18,165
2013-14	18,902
2014-15	20,524
2015-16	29,796

Source: Oregon Department of Education, September 2015 to June 2016

A Road Home

10-Year Plan to End Homelessness in Washington County, Oregon

YEAR 8 WORK PLAN: July 2015 – June 2016

1. Prevent People from Becoming Homeless

Action Steps (Strategy #)	Status	Lead	
Sustain Universal Point of Referral for at-risk tenancies – “Community Connect” (1.1)	Community Connect implemented 1/13/14. Community Action operates and funds 3 positions, with mobile assessment funded by HomePlate, Luke-Dorf, Good Neighbor Center, DVRC.	H	<input checked="" type="checkbox"/>
Emergency Rent Assistance (1.1.c)	2,229 people served by St. Vincent DePaul 1,243 people (423 households) served by Community Action	H	<input checked="" type="checkbox"/>
Staff a Diversion Specialist to counsel tenants facing eviction, 1 FTE Housing Specialist (1.2)		H	
Reduce recidivism of homeless, develop system in Jail and Hospital to target homeless cycling through institutions (1.3.c)	Probation & Parole Officer with Recovery Mentor work with incarcerated clients to develop housing placement plan prior to discharge from State Prison.	HWG/ HPAC	<input checked="" type="checkbox"/>
Expand rental education “Rent Well” program (1.4)	A challenge in expanding is loss of Landlord Guarantee funds	H	<input type="checkbox"/>
Participation at the Oregon Ending Homelessness Advisory Council (1.5)	9/2/2015 HSSN consultation by Marilyn Miller, OHCS. The Oregon EHAC is dissolved; OHCS developed a Homeless Task Force Coordination (HTFC) that has not met recently.	HS	<input checked="" type="checkbox"/>
Solicit homeless consumer representation in CoC program planning and committees (1.6)	Homeless/formerly homeless reside on agency boards (CoC-funded), to include HSSN and HPAC.	All	<input checked="" type="checkbox"/>
Provide Family Mediation and Reunification for Youth (1.7)	SafePlace Youth Shelter and HomePlate Youth programs include mediation and reunification services.	YTH/ HEN	<input checked="" type="checkbox"/>
Expand HomePlate Program and develop drop-in center for Youth (1.7.c)	New youth employment position, added 3 rd location (2 in Hillsboro, 1 in Beaverton) as daytime drop-in center.	YTH	<input checked="" type="checkbox"/>
Develop sustainable funding for Safe Place Youth Shelter (1.8.a)	Federal Runaway and Homeless Youth (RHY) funding awarded. Passage of 5-year Public Safety Levy MS	YTH	<input checked="" type="checkbox"/>
Prevent home foreclosure with Mortgage Assistance Counseling (1.9)	Open Door Counseling Center provides mortgage counseling services.	H	<input checked="" type="checkbox"/>

2. Move People into Housing

Action Steps (Strategy #)	Status	Lead	
Increase rental assistance to serve:			
3 units (1-bedroom) permanent supportive housing for chronic homeless individuals (2.1.a)	New units: 1 unit FY2014 McKinney-Vento Award, providing a total 29 units rent assistance against Plan goal of 30. Pending Award FY2015 CoC – 6 units construction Clover Court 7 units of Project-based Section 8 ended September 2015.	MHSN/HS	<input checked="" type="checkbox"/>
10 units for chronic/high-need families (2.1.c)		B2H/PH	
30 units singles/families transitional and rapid re-housing 12 to 24 months (2.1.d)	Sustain 39 units: 6 beds – Jubilee Transition Homes (single adult) 3 units – Washington County Transitional Housing (families) 30 units – Community Action CoC Rapid Re-Housing Families	H	<input checked="" type="checkbox"/>
6 units Transitional Living Program for Youth less than 24 years of age (2.1.e)	Sustained 10 units (14 beds): 5 beds – The Boys & Girls Aid TLP (Beaverton 4-plex) 9 beds/6 units – The Boys & Girls Aid TLP	YTH	<input checked="" type="checkbox"/>
Increase HUD-Veterans Affairs Supportive Housing vouchers (2.1.f)	10 new HUD-VASH vouchers awarded 6/2/2016; total of 97 HUD-VASH (Veteran Affairs Supportive Housing) vouchers	HS/PH	<input checked="" type="checkbox"/>
140 units singles/families diversion and rapid re-housing 1 to 12 months, with services and employment (2.2, 3.4, 4.2, 5.2)	Sustained current inventory of 93 units: 10 beds, Homeless To Work (single adult) 14 units - Emergency Solution Grant 49 units – Supportive Services for Veteran Family (SSVF) 8 units – EHA Veterans funded by Document Recording Fee 12 units – Housing Stabilization by Good Neighbor	IS/HS/ MHSNCC	<input type="checkbox"/>
Increase supply of housing units:			
Section 811 funding for 15 units permanent affordable housing for extremely low-income persons with disabilities in Year 7. (2.3)	OHCS is managing the funds - RFP expected in Fall 2016.	PH/ MHSNCC	<input type="checkbox"/>
5 units permanent affordable housing for extremely low-income persons, 30%AMI (2.4)	New construction: Barcelona funding Low-Income Housing Tax Credits (LIHTC) with 8 units operating subsidy Section 8 (PBS8); Orchards II LIHTC and HOME with 8 units PBS8; Sunset View with bonds and 24 units PBS8. Year 9 propose “gap funds” aligned with HOME funds to move more projects through to development service <50% AMI.	PH	<input checked="" type="checkbox"/>
Create Risk Mitigation Pool (2.5)		PH	
Preserve Affordable & Supportive Housing (2.6)		PH	
Increase private market housing units (2.7)		PH/HWG	
Create policy and/or funding to mitigate landlord debt owed by homeless (2.8)	Legal Clinic providing pro-bono attorney services by Oregon Law Center.	PH/H	<input checked="" type="checkbox"/>

3. Link People to Appropriate Services and Remove Barriers

Action Steps (Strategy #)	Status	Lead	
Operate "Community Connect", a <i>Centralized Assessment System (CAS)</i> that refers people to appropriate housing and service programs based on need (3.1)	Community Action Organization employs 3 FTE Community Resource Advocates (GRA) supporting Community Connect. Funded through private/public Community Action agency resources.	HWG/H	<input checked="" type="checkbox"/>
Expand Homeless Outreach (3.2)	HomePlate Youth Services expanded outreach to include 2 FTE outreach workers.	MHSNCC/ H	<input type="checkbox"/>
Develop One-Stop Resource Center; Year 5 was original 10-Year Plan timeline (3.3)	<ul style="list-style-type: none"> Just Compassion (Tigard) opened day center on 1/7/2016. Family Justice Center model in design phase. 	MHSNCC	<input checked="" type="checkbox"/>
Hold Project Homeless Connect event to engage under-served homeless persons and develop new community resources (3.3.e)	Est. 400 homeless attended the January 29, 2016 event.	Sonrise Church	<input checked="" type="checkbox"/>
Increase access to case management and supportive services for clients receiving rental assistance (3.4)	Mental Health & Special Needs Community Consortium (MHSNCC) created integrated system of care linked to housing in the Housing TEAM Program. OR-DHS Child Welfare Differential Response Program implemented May 2015.	H/ MHSNCC	<input checked="" type="checkbox"/>
Increase services for Veterans (3.6)	Supportive Services for Veteran Families (SSVF) administered by Community Action in alignment with Community Connect	VA/DAVS	<input checked="" type="checkbox"/>
Increase Child Care Resources (3.7)		H	<input type="checkbox"/>
Expand links between Housing and Food/Nutrition Programs (3.9)	270,853 meals provided during the Summer Lunch Program, with 15 sites located at low-income multi-family apartment locations	H/PH	<input checked="" type="checkbox"/>
Develop Unified Housing Screening Policy linked to 2.5 Risk Mitigation Pool (3.10)		PH/ MHSNCC	<input type="checkbox"/>

4. Increase Income Support and Economic Opportunities

Action Steps (Strategy #)	Status	Lead	
Sustain and expand Supported Employment or other job coach/mentorship programs (4.2.b)	Health Career NW grant providing job skills and linkage to employment. Expansion of Supported Employment Program to include LifeWorks NW and Sequoia Mental Health Service Inc. HomePlate "Home Perk" program with Bethel UCC.	MHSNCC/ IS	<input checked="" type="checkbox"/>
Reduce barriers to accessing SSI/SSDI and mainstream benefits (4.3)	Alignment of ASSIST Program and new Legal Clinics with Community Connect implement October 2015. ASSIST Program sponsored SOAR training 12/14/15.	IS/ MHSNCC	<input checked="" type="checkbox"/>
Expand WSI Aligned Partner Program to increase income self-sufficiency homeless households (4.5)		IS	<input type="checkbox"/>
Increase access to employment for persons with past criminal history (4.6)	Sustain new PREP (Prison Reentry Employment Program) with SE Works.	H	<input checked="" type="checkbox"/>

5. Expand Data Collection

Action Steps (Strategy #)	Status	Lead	
Expand number of HMIS users (5.1)	13 agencies with 68 users.	All	<input checked="" type="checkbox"/>
Expand HMIS data collection and reporting variables in support of HEARTH Act, e.g. length of homelessness, recidivism rates (5.2)	Submittal of System Performance Measurement Outcomes to HUD on 9/13/2016.	All	<input checked="" type="checkbox"/>
Annual analysis on intervention impact of systems and programs, criteria evaluation process (5.3)	Annual analysis completed for Year 8 and reviewed by HPAC on November 17, 2016. Year 9 Work Plan is scheduled for adoption by HSSN membership on August 3, 2016 and HPAC on October 19, 2017.	HSSN/ HPAC/HS	<input checked="" type="checkbox"/>
OR-506 CoC participation in national Annual Homeless Assessment Report (AHAR) (5.4)	HSSN Work Group (CoC Board) approved submittal to HUD on December 11, 2015	HS	<input checked="" type="checkbox"/>
Perform comprehensive Point-In-Time Homeless Count, use data to develop annual 10-Year Plan Action Steps (5.5)	Completed PIT census on January 27, 2016; reports submitted to HUD on April 21, 2016	H/HS	<input checked="" type="checkbox"/>

6. Implement Public Education on Homelessness

Action Steps (Strategy #)	Status	Lead	
Website, Presentation, Media (6.1)		HSSN/HS/ IFCH	<input checked="" type="checkbox"/>
Annual 10-Year Plan Homeless Assessment Report (6.2)	Year 7 Outcomes and Challenges was presented to the County Commissioners on November 24, 2015. Reports published to local city leaders, Governor's Office and state legislative representatives.	HS	<input checked="" type="checkbox"/>
Public Education Campaign, Town Hall, Forum, Roundtable discussions (6.3)	Washington County Public Affairs Speakers Forum on February 22; Pacific University Symposium on Homelessness on March 5; Oregon Public Broadcast "Think Out Loud" on March 10; and Bethel Congregational Church Forum on April 24, 2016.	IFCH/HS	<input checked="" type="checkbox"/>