

A Road Home



10-Year Plan to End Homelessness

**2011 Homeless Assessment Report
to the
Board of County Commissioners**

**Year 3: A Summary of Outcomes
and Challenges**

September 2011



**WASHINGTON COUNTY
OREGON**

September 2011

This publication was produced by the Washington County Department of Housing Services, in collaboration with the Homeless Plan Advisory Committee (HPAC) and the Housing and Supportive Services Network (HSSN).

This publication is in the public domain. Authorization to reproduce it in whole is granted.

To learn more about the homeless programs in Washington County, visit the county's website at

<http://www.co.washington.or.us/Housing/10-year-plan-to-end-homelessness.cfm>

or contact Annette M. Evans, Homeless Program Coordinator at 503-846-4760

or email Annette_Evans@co.washington.or.us

TABLE OF CONTENTS

Executive Summary	i
Year 3: “A Road Home” – An Exit From Homelessness	1
Prevention Assistance - Personal Testimonial by Vunnara.....	1
Diversion Assistance - Personal Testimonial by Alexis.....	1
Intervention Assistance - Personal Testimonial by Kate	2
Year 3: Trends in Homelessness	3
Year 3: Homeless Demographics	4
Homeless Student Count.....	5
Ethnicity and Race of Washington County Populations	5
Homeless Population Characteristics and Special Populations	6
Year 3: Accomplishments and Outcomes	7
Goal 1: Prevent People from Becoming Homeless	7
Emergency Shelter	8
Goal 2: Move People into Housing	9
Rapid Re-Housing (Diversion from the Homeless System).....	9
Transitional Housing.....	9
Permanent Supportive Housing and Serving the Chronically Homeless.....	10
Goal 3: Link People to Appropriate Services and Remove Barriers	11
Goal 4: Increase Income Support and Economic Opportunities.....	12
Goal 5: Expand Data Collection	13
Goal 6: Implement Public Education on Homelessness.....	14
Year 3: Alignment with State and National Planning Efforts	15
Year 4: Looking Ahead	16
Acknowledgements to the 2011 Homeless Assessment Report	18
Appendix A: Visualizing the Plan: A Matrix of the Strategies	
Appendix B: Students Experiencing Homelessness	

(This Page Intentionally Left Blank)

EXECUTIVE SUMMARY

The 2011 Homeless Assessment Report provides the latest demographics of homelessness in Washington County, and the demonstrated outcomes of public and private partnerships working collectively in a Continuum of Care (CoC) model to prevent and end homelessness.

We now have three years of data on the numbers and characteristics of sheltered and unsheltered homeless people, how they became homeless, and how they utilized the homeless services system. This is important information as we begin to see discernable trends in homelessness, including the effects of the recession, and the necessity to retool the service system to effectively support the diverse needs of this vulnerable population.

*1 of every 391
people in
Washington
County is
homeless.*

In this third year of implementing the vision and goals outlined in **A Road Home**, the homeless services system reduced homelessness through prioritization of *prevention of homelessness* and *diversion from the homeless system in rapid re-housing* programs that effectively stabilize homeless individuals in housing during this economic recession. The CoC agencies are using scarce resources to achieve outcomes in preventing and ending homelessness through a delivery system that **provides the right resources to the right people at the right point in time for the right amount of time**. The CoC is achieving this through through a *universal point of referral for at-risk tenancies* (single point entry system) identified in the 10-Year Plan.

In Year 3 of the 10-Year Plan (July 2010 to June 2011), successes have been achieved despite the progressive loss of living wage jobs and high-unemployment that has resulted in housing instability, as evidenced by evictions and home foreclosures.

- To prevent homelessness, **7,193 persons in 1,919 households** received rent and eviction prevention assistance provided by nonprofit and faith-based organizations.
- **1,929 homeless people in 935 households** accessed shelter and housing resources (33% increase in the number of people served as compared to Year 1).
 - 1,455 newly homeless people in 631 households (July 2010 to June 2011)
 - 474 homeless people in 304 households in shelter/housing (prior to July 2010)

Of the newly served homeless:

- 40 adult homeless veterans moved from homelessness to permanent housing.
- 27 high-need homeless families with children accessed wrap-around services and permanent housing in the *Bridges To Housing Program*.
- 53 chronically homeless individuals with disabilities accessed permanent supportive housing and supportive services.
- 216 people fleeing domestic violence found safe, confidential housing at Monika's House, a shelter operated by the Domestic Violence Resource Center (DVRC).
- 49 runaway and homeless youth (ages 12 to 19 years) accessed a safe place to stay and the guidance and support of trained, caring adults at Safe Place Youth Shelter.

- To accommodate the increasing number of homeless people and bridge a gap in the emergency shelter system, **six faith-based facilities provided 4,796 bed stays¹** during 106 days of inclement weather December 2010 through March 2011. Community volunteers provided 11,585 hours to staff shelter operations and provide meals. Shelters are located at Beaverton First Baptist Church (Beaverton), Forest Grove United Church of Christ (Forest Grove), Sunrise Church (Hillsboro), Calvin Presbyterian and St. Anthony's Catholic (Tigard), and Rolling Hills Community Church (Tualatin).

Year 3 implementation challenges include:

- The length of time a person is homeless has been reduced under the retooled homeless system, thus serving more people with limited resources. The greater challenge will be the ability to sustain capacity in the system as state and federal budget reductions are implemented.
- **1,356 persons** identified as homeless during the January 2011 homeless count, as compared to 1,386 reported in 2010. While a decrease in homelessness is reported, the economic recession and systemic issues continue to feed the homeless system with the newly unemployed, the underemployed, and persons living in poverty.
- **Causes of homelessness²** reported by homeless households in January 2011:
 - Unemployed - 39% (328 households)
 - Inability to Pay Rent - 38% (316 households)
 - Alcohol/Drug Addiction - 18% (154 households)
 - Mental/Emotional Disorder - 14% (119 households)
 - Criminal History - 12% (99 households)
 - Evicted by Landlord – 10% (84 households)
- Washington County's **unemployment rate is 7.7%³** in June 2011, as compared to 4.9% unemployment reported in June 2008 (baseline year). The current unemployment rate is a decrease from the 9.0% in June 2010 and 9.8% reported in June 2009.
- **1,274 Trustee's Deed foreclosures** recorded with the Washington County Department of Assessment and Taxation, Records Division, with 3,857 Notices of Default filed. The foreclosures represent a 288% increase in comparison to the 328 Trustee's Deed foreclosures recorded during the plan's baseline year (July 2007 to June 2008).
- A **14% decrease in eviction court cases⁴** was reported in calendar year 2010 with 3,819 cases, as compared to 4,348 eviction cases filed in calendar year 2008 (baseline year). Eviction and underemployment continue to be a barrier for re-housing homeless persons.
- **54,134 people live below the Federal Poverty Level (FPL)⁵** in Washington County. While the County's population grew 22% between 2000 and 2009, the number of persons in poverty grew at a rate of 66%. The 2011 FPL for a family of three (3) is \$18,530 annual income.

¹ Bed Stay - 1 person staying 5 nights equals 5 bed stays

² January 2011 Washington County Point-In-Time Homeless Count

³ Oregon Employment Department, Seasonally Adjusted

⁴ Washington County Circuit Court

⁵ Community Action, 2011 Washington County Issues of Poverty

YEAR 3: “A ROAD HOME” - AN EXIT FROM HOMELESSNESS

The call for safe and affordable housing is fundamental to preventing and ending homelessness. However, there is no “single” housing solution, but rather a need to offer housing and supports to meet people where they are.

Compelling “life” stories written by persons participating in prevention assistance and homeless housing programs within Washington County underscore the urgency of this plan. During this Year 3 reporting period, 1,455 homeless people began their personal journey from homelessness to lives that speak of hope, stability, opportunity, and self-sufficiency.

Prevention Assistance (Emergency Rent Program)



Vunnara

Escaping the killing fields of Cambodia with her life, Vunnara came to America with her daughter, became a US Citizen, and started a new life. Health issues and minimal income became a barrier to safe, stable housing.

In August 2009, Vunnara received emergency rental assistance from Community Action. This rental assistance prevented them from becoming homeless and her daughter started working part-time at McDonald’s. This additional income from her daughter was barely enough to cover living expenses, so they still needed a long-term housing solution.

The Community Action Family Advocate provided Vunnara with information on affordable housing opportunities in Washington County, to include the Habitat For Humanity program. Vunnara attended the Habitat Orientation in September 2009, submitted an application, was accepted into the program, and followed through on all the requirements. In 2011, Vunnara and her daughter moved into their new home.

Diversion Assistance (Rapid Re-Housing Program)



Alexis

Alexis was a single parent of a teenage daughter, experiencing a lack of steady housing and homelessness for nearly two years. Part-time employment working with kids through the Jobs Plus Program, Alexis wasn’t sure what would happen when that position came to an end. She loved to cook and had a gift working with children. They loved her tenderness and her sharp wit.

Determined to provide a better life for her daughter, she contacted the Washington County Family Shelter Network⁶ to access emergency shelter and community resources. It was apparent that all the work Alexis was doing to get back into housing was for her teenage daughter, whom she adored. Her daughter had been visibly shaken by the whole experience of homelessness and Alexis couldn’t bear to see it continue.

⁶ Family Shelter Network is a single-point entry system in collaboration with family shelters in Washington County, to include Community Action, FamilyBridge and the Good Neighbor Center.

A Family Advocate caseworker met with Alexis to assess her needs and determine eligibility for homeless programs. She screened into a new Rapid Rehousing program, a program that moves homeless households quickly off the street or out of shelter and into permanent housing. Alexis started attending Rent Well (a tenant education course), where she was very attentive and her eyes beamed with pride in taking this important step toward housing.

Her road back to housing was not an easy one - she had a utility bill that had gone to collections and was way beyond her ability to pay down. With tears in her eyes, she talked about the dog she and her daughter loved so dearly that they had to give to a neighbor when they lost their house. Despite her many hardships, Alexis always found a way to smile and laugh.

The Rapid Rehousing program helped her with partial rent for a few months while she worked to stabilize her income and payoff debt. Alexis found housing in Beaverton. When her time in the Rapid Rehousing program was coming to an end, she hadn't yet obtained full-time work (despite having been hired on permanently) and was not able to afford rent. It looked as though her situation was yet again headed for a crisis - when she received notification from the Housing Authority of Washington County that her name reached the top of the Section 8 Waiting List, a program that provides rental subsidy for low-income households. The two programs dovetailed perfectly to create a more permanent housing solution. Alexis called her Family Advocate crying and laughing, excited beyond belief. Alexis thanked her Family Advocate for all the help provided, to which she received the response "But you (Alexis) did all the work."

Intervention Assistance (Transitional Housing Program)



Kate

While in high school, Kate discovered methamphetamines. Diagnosed with ADHD, she found that the drug helped her to focus and organize her scattered thoughts. She then became involved in the downtown Portland street drug culture. She started selling meth to maintain her drug habit. She met her husband in this environment and gave birth to her son.

Kate's drug addiction soon spiraled out of control and her life centered exclusively on obtaining and using meth. Her husband was incarcerated, and she lost custody of her son. This motivated her to put herself into an intensive inpatient rehab facility, where she spent the next six months.

After becoming drug-free, Kate was referred to Lutheran Community Services Northwest, a nonprofit agency administering the HopeSpring Program⁷. "HopeSpring gave me the chance to get back on my feet," she emphasizes. "The subsidized housing was the MAIN thing... very important. It allowed me to reconstruct my living situation with amazing resources."

The kindness and support she received in the program helped her to change her thinking and decision-making, and hold herself accountable for her own actions. Kate has now been free of methamphetamines for the last three and a half years, holds down a full-time job, has regained custody of her son and has a healthy relationship with her husband, also drug-free.

⁷ The HopeSpring Program received the 2011 Cameron Award for Outstanding Community Collaboration, a partnership with Lutheran Community Services Northwest, Community Action, Domestic Violence Resource Center and LifeWorks Northwest.

YEAR 3: TRENDS IN HOMELESSNESS

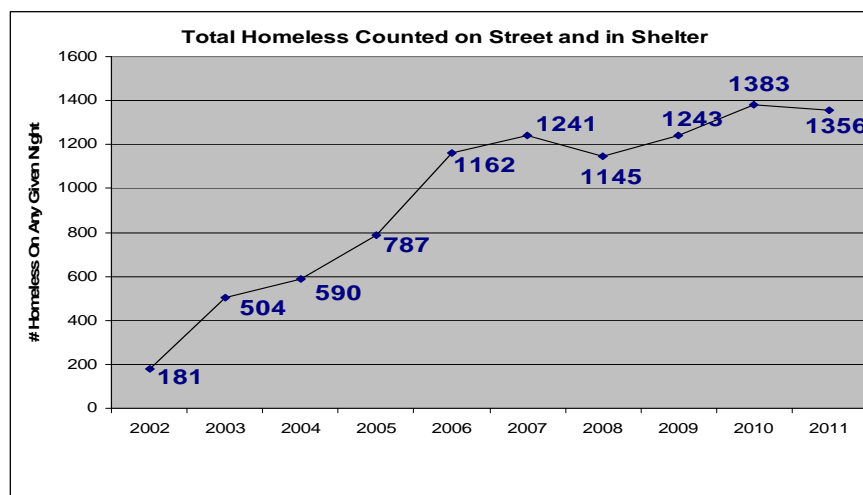
In this third year of data collection, the numbers and characteristics of *sheltered* and *unsheltered* homeless people indicate that:

- People of minority origin are disproportionately homeless, in relationship to the county's overall minority population.
- There is an increase in single males in the homeless population, specifically in the age groups 18 to 23 years and 55 to 69 years.
- Families with children comprise the greater number of homeless people.
- The typical sheltered homeless family is exemplified by a single mother with young children (55% of shelter families served).
- Homeless single adults are more likely to be disabled than homeless adults in families.

The 2011 homeless count was performed through personal interviews with homeless persons at various locations throughout Washington County. Given the urban/rural demographics of the 727 square mile county, it is difficult to complete a 100% canvas of the countywide region in a one-week period. Many homeless are doubled-up with family or friends, making it difficult to locate these individuals. Data was gathered into two categories – sheltered and unsheltered.

Sheltered Homeless: Persons residing in emergency shelters, safe haven, transitional housing or awaiting foster care placement.

Unsheltered Homeless: Persons residing in non-housing (e.g. street, vehicle, park areas, campsites, under bridges, in abandoned buildings, bus or train stations or similar settings), and persons in temporary institutions (e.g. hospital, jail or treatment facility) who came from or will return to one of the above situations.



Changes in Age Distribution of the Homeless Population

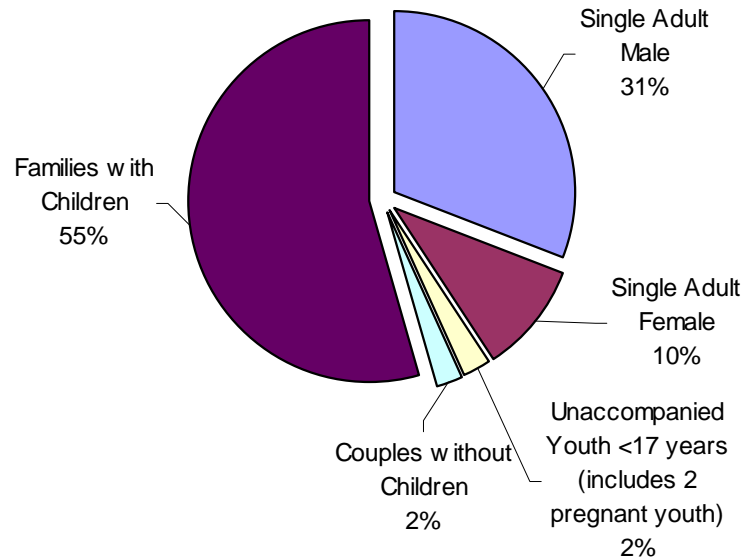
	0 - 5	6 - 11	12 - 17	18 - 23	24 - 44	45 - 54	55 - 69	70+	Age Unknown
2011	98	177	148	123	463	194	77	5	71
2010	124	170	155	127	493	180	95	5	34
2009	114	183	142	106	382	167	47	4	98

Source: Washington County Point-In-Time Homeless Count data, January 2011

YEAR 3: HOMELESS DEMOGRAPHICS

JANUARY 2011 POINT-IN-TIME HOMELESS COUNT

Total = 1,356 people



Sheltered and Unsheltered Homeless Populations – January 2011 Homeless Count				
	Total Homeless	Families with Children & Couples	Unaccompanied Youth ≤ 17 Years	Unaccompanied Adults ≥ 18 Years
# of Homeless Households	838	251	32	555
# of Homeless Persons	1,356	769	32	555 (164 chronic)
<i>Sheltered - # of Homeless Persons</i>	197	155	1	41
<i>Unsheltered - # of Homeless Persons</i>	1,159	614	31 (2 people pregnant)	514

Source: Washington County Point-In-Time Homeless Count, January 2011

The annual homeless count data provides a basis for planning homeless services and is used in weighted formulas for distribution of state and federal funds to jurisdictions.

Implemented in January 2009, Washington County continues to enumerate, de-duplicate and ensure quality of the county's annual homeless count data using the *ServicePoint* Homeless Management Information System (HMIS) and export the data to the Oregon Housing and Community Services (OHCS), the state agency responsible for enumerating statewide homelessness. In January 2011, OHCS implemented a statewide process to use *Service Point* HMIS for entering the annual homeless count.

Homeless Student Count

HOMELESS STUDENT COUNT (K-12): SCHOOL YEAR 2010-2011

Total = 2,383 students in Washington County

The Education for Homeless Children and Youth (EHCY) program is part of the No Child Left Behind Act and is more commonly called “the McKinney-Vento Homeless Education Program”. Each school district is required to have a McKinney-Vento Homeless Liaison to assist children and youth experiencing homelessness to enroll in, attend, and succeed in school. Liaisons ensure students are enrolled in school, have the supplies they need and provide referrals to the community services for shelter, health care and counseling. This effort includes data reporting to state and federal officials.

See Appendix B for a summary of homeless students by school district.

Ethnicity and Race of Washington County Populations

The diversity of the homeless population reflects the overall diversity of Washington County’s population, as reported in the January 2011 Point-In-Time Homeless Count (1,356 people) and the client data for newly homeless people who accessed shelter and housing programs during Year 3 of the 10-Year Plan (1,455 people).

Characteristics of Washington County Populations	Percentage of the Point In Time Street/Shelter Homeless Count 1/26/2011 1,356 people	Percentage of Newly Homeless Persons in Shelter/Housing Programs 2011 1,455 people	Percentage of Persons living below Federal Poverty Level 50,091 people	Percentage of the Population 2010 Census 529,710 people
Ethnicity				
Hispanic/Latino	26%	15%	33%	16%
Non-Hispanic/non-Latino	74%	71%	67%	84%
Race				
American Indian/Alaskan Native	6%	2%	4%	1%
Asian	1%	1%	7%	9%
Black or African American	7%	6%	3%	2%
Native Hawaiian/Pacific Islander	1%	2%	1%	1%
White	54%	65%	73%	70%
Other Multi-Racial/Unknown	5%	8%	13%	3%
Special Populations				
Veteran (adults only)	5%	5%	3%	10%
Disabled (children and adults)	37%	61%	13%	2%
Elderly 55+ years	6%	1%	13%	21%

Source: Washington County Point-In-Time Homeless Count data, January 2011
Homeless Management Information System data, July 2010 through June 2011
U.S. Census Bureau, 2009 American Community Survey data
U.S. Census Bureau, 2010 Decennial Census data

Homeless Population Characteristics and Special Populations

People experiencing homelessness tend to have special needs for services and housing - whether physical, mental or sociological.

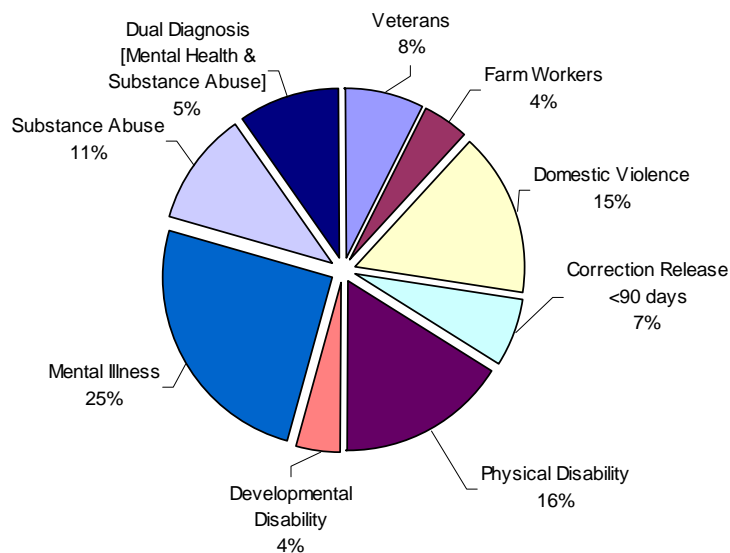
- 46% of adults (342 people) that entered homeless programs in Year 3 have a documented disability. These individuals receive specialized services to address the individual's physical, psychological and physiological needs, while preparing the individual for successful transition to independent living in affordable housing.

The special needs population is reflective in the homeless population interviewed during the January 2011 Point-In-Time Homeless Count. Three of the most prevalent issues reported by the homeless population include **mental health, substance abuse and physical disabilities**. Untreated mental health issues can be systemic and lead to incidents of substance abuse, domestic violence and involvement with the criminal justice system. People may become homeless for a variety of other reasons attributed to divorce or separation, chronic or unexpected health care expenses, runaway youth and youth aging out of the foster care system without a sustainable housing and self-sufficiency skills.

Data collected during the annual count includes special populations, to include veterans, farm workers (seasonal and migrant), persons fleeing domestic violence, and populations reentering from the criminal justice system.

In Year 4, the Washington County Housing and Supportive Services Network (HSSN) and the Homeless Plan Advisory Committee (HPAC) will be working collectively to address the systemic issues in meeting the needs of people with disabilities and special accommodations.

2011 Street and Shelter Homeless Population Characteristics 1,356 People



Source: Washington County Point-In-Time Homeless Count data, January 2011

Note: Special needs population data is self-reported by 1,356 homeless individual people and may reflect more than one special need per homeless individual.

YEAR 3: ACCOMPLISHMENTS AND OUTCOMES

A Road Home includes six goals with integrated strategies, many which are considered national best practices with proven effectiveness in reducing homelessness in other cities and counties nationwide. This section of the report will highlight the homeless response system that demonstrated successful outcomes in *prevention*, *diversion* (rapid re-housing) and *intervention* through a continuum of care model; e.g. shelter, transitional housing, permanent supportive housing and permanent affordable housing.

Appendix A: *Visualizing The Plan* contains a historic annual report on outcomes of the six goals.

Goal 1: Prevent People from Becoming Homeless

Two primary main factors contributing to homelessness are poverty and lack of affordable housing. The 18.9% increase in population (84,362 people⁸) within Washington County during the past 10 years has put pressure on available resources and placed a higher demand on affordable housing. A sudden loss of employment, severe illness and/or other catastrophic event might lead to missed rent or mortgage payments, and ultimately to eviction or foreclosure.

A strategic plan was implemented in September 2009 to centralize rent and utility resources with a Housing Specialist within the existing rent assistance (Warm Line) system. This system has demonstrated positive outcomes in reducing barriers for persons seeking assistance while creating efficiencies for service provider agencies throughout the County. Additionally, nonprofit and faith-based partners provide rent assistance and an array of basic need services.

Eviction Court Cases Filed (By Calendar Year)	Number of Eviction Cases Filed
CY 2007	4,222
CY 2008	4,348
CY 2009	4,194
January 2010	341
February 2010	280
March 2010	263
April 2010	310
May 2010	309
June 2010	330
July 2010	353
August 2010	330
September 2010	356
October 2010	334
November 2010	273
December 2010	340
CY 2010	3,819

Source: Washington County Circuit Court

These resources work effectively to address *situational poverty*⁹ and encourages cross-sector results; e.g. evictions cases reduced to four-year low of 3,819.

Eviction Prevention Rental Assistance Programs:

- ✓ **Emergency one-month rent assistance served 2,522 persons (719 households)** facing eviction. Community Action is a lead nonprofit agency providing emergency rent assistance (\$504,414 administered July 2010 to June 2011).
Baseline Year 2007-08: 478 households
- ✓ **4,671 people (1,200 households) received emergency rental assistance** provided by Care To Share, St. Vincent DePaul (Hillsboro), and St. Anthony's (Tigard). \$143,628 funding included \$114,970 in private/local funds.

Home Foreclosure Prevention Program:

- ✓ **Mortgage Assistance Program:** The Oregon Mortgage Payment Assistance (MPA) Program received nearly 400 applications from Washington County homeowners, with 219 households assisted at a value of \$854,000. Statewide, \$9.7 million serving 2,712 households.

⁸ US Census Bureau, 2000 (445,348 pop.) and 2010 (529,710 pop.) Decennial Data

⁹ Situational Poverty happens when a household suffers negative financial changes due to illness, job loss, and other temporary events.

EMERGENCY SHELTER

Emergency shelter resources for families with children and runaway/homeless youth served **856 people in 336 households**. A reduction in shelter beds was reported during Year 3 to 98 beds – two beds (cribs) reduced at Monika’s House and two beds at SafePlace Youth Shelter.

The Family Shelter Network operates through a unified shelter wait list that averages 53 families per month. The family shelter capacity will serve up to 17 homeless families for up to 6 weeks. A gap exists in the homeless response system with zero (0) emergency beds available for homeless unaccompanied individuals and couples without children.

Shelter Provider Agency	Population Served	# Units	# Beds
Community Action Family Shelter	Family	5	20
Family Bridge/Interfaith Hospitality Network	Family	3	12
Good Neighbor Center Shelter	Family	9	36
<i>Subtotal Family Beds</i>		<i>17 Units</i>	<i>68 Beds</i>
Safe Place Shelter (youth up to 19 years of age)	Youth	-	4
Domestic Violence Resource Center	Family	5	21
Domestic Violence Resource Center	Singles	-	5
<i>Total Family, DV, and Youth Shelter Beds</i>		<i>22 Units</i>	<i>98 Beds</i>

YEAR 3 OUTCOMES (Family Shelter Network and DVRC):

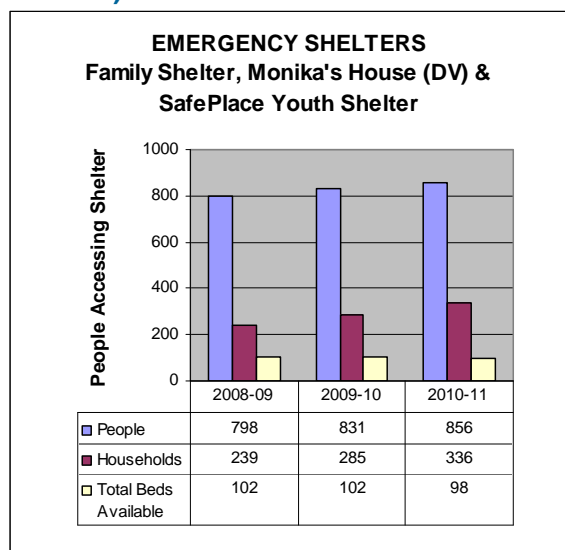
807 adults and children (287 households) accessed emergency shelter services

78 family households exited the Family Shelter Network to permanent housing (33% of exits)

18% adults exited the Domestic Violence shelter system to permanent housing

80% adults exited Emergency Shelter (Family and DVRC) with economic support¹⁰, with 15% employed at exit

- ✓ A weekly Housing Resource Orientation provides a single-point of entry for providing community resource information and screening for *diversion* (e.g. rapid re-housing in private market units, bypassing the shelter system) and *intervention* (shelter, transitional and permanent supportive housing) programs. This systems change has resulted in outcomes that rapidly move homeless persons to housing opportunities.



Source: HMIS data, June 2010 to July 2011
Housing Inventory Chart, January 2011

YEAR 3 OUTCOMES (Youth Shelter):

49 unaccompanied homeless youth (age 12 to 19 years) accessed SafePlace Shelter

16 youth (35%) exited shelter to permanent housing, 13 youth (28%) exited to transitional housing

¹⁰ Economic Support is defined as income from one or more of the following: Social Security, TANF, Food Stamps, Veterans Benefits, Employment, Unemployment, Medicaid, and other income.

Goal 2: Move People Into Housing

RAPID RE-HOUSING (DIVERSION FROM THE HOMELESS SYSTEM)

Consistent with a Housing First approach, rapid re-housing helps homeless households to locate affordable housing in the community, access flexible funds to pay for deposit with first/last months rent, and quickly be re-housed, thus a diversion from accessing more costly homeless resources; e.g. shelter, transitional and permanent supportive housing programs.

In Year 3, 148 homeless people in 52 households¹¹ participated in a *diversion system* and received rapid re-housing assistance. Washington County implemented the Rapid Re-Housing program in September 2009, funded by the American Recovery and Reinvestment Act (ARRA) Homeless Prevention and Rapid Re-Housing (HPRP) program. The three-year \$824,990 federal stimulus HPRP program will end in October 2011.

TRANSITIONAL HOUSING

Short to moderate term housing programs served **584 people** (1 to 24 month length of stay). Thirteen transitional homeless programs operate under the administration of public, nonprofit and faith-based organizations that provide an array of supportive services to homeless households with moderate barriers to housing. The data reflects the homeless households that participated in the new Rapid Re-Housing program (HPRP)

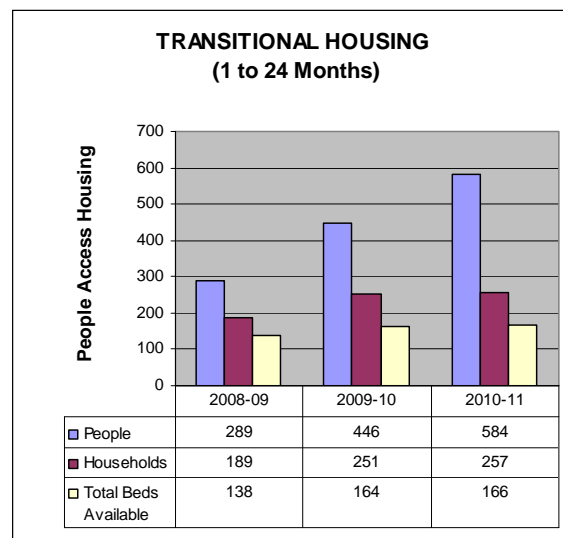
YEAR 3 OUTCOMES:

584 adults and children (257 households) accessed transitional housing

119 households exited transitional housing to permanent housing (82% of exits)

74% adults exited transitional housing with economic support, 33% were employed at exit

- ✓ In it's second year of operation, the Rapid Re-Housing component of HPRP effectively transitioned 52 low-barrier homeless households (148 people) from the streets into permanent affordable housing, reducing the length of homelessness and the number of homeless families on the Shelter Network Waiting List.
- ✓ Jubilee Transition Homes is a six-bed facility located in Tigard, helping homeless men come in off the streets, receive healing - both spiritual and emotional – and support in obtaining employment and eventually their own dwelling place. The program is funded through private and faith-based partnerships, and opened in 2010. For more information, visit the Jubilee website at <http://jubileeth.com/>



Source: HMIS data, June 2010 to July 2011
Housing Inventory Chart, January 2011

¹¹ HPRP outcome reporting is reflected in the Transitional Housing data.

PERMANENT SUPPORTIVE HOUSING

Housing linked with wrap-around supportive services provided resources to **489 people**. Permanent supportive housing programs served 116 newly homeless households and provided deep rental subsidy (housing at <30% AMI) with intense services to assist homeless persons with disabling conditions move toward self-sufficiency.

YEAR 3 OUTCOMES:

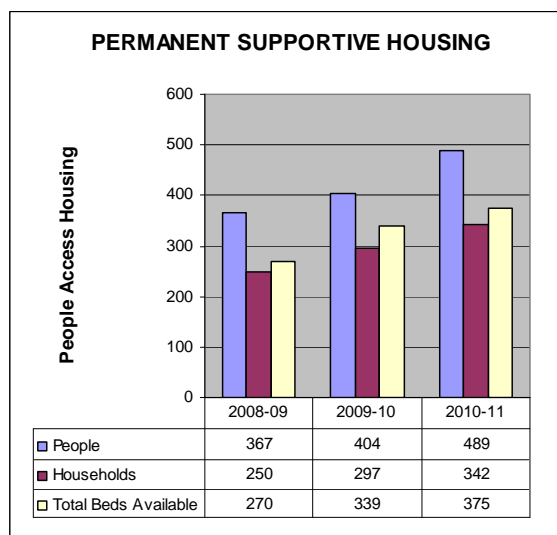
489 adults and children (342 households) accessed permanent supportive housing

27 households exited permanent “supportive” housing to permanent independent housing (47% of exits)

88% adults exited permanent supportive housing with economic support, 14% were employed at exit

58% of clients received intense mental health and addictions treatment

30 adults and children in eight households enrolled in the Bridges To Housing program, serving high-need homeless families.



Source: HMIS data, June 2010 to July 2011
Housing Inventory Chart, January 2011

The national focus continues to prioritize funds to develop housing and service programs for the chronically homeless. In Year 3 of the plan’s implementation, **53 chronically homeless individuals exited homelessness** and entered programs that provided permanent stable housing and intense supportive services to include mental health services, substance abuse treatment, health care, education, and linkage to employment opportunities.

During the January 2011 homeless count, **164 homeless individuals met the federal definition as chronically homeless**. In Year 3, new programs provided increased capacity to provide housing and services for chronically homeless persons.

HUD Definition of Chronic Homeless Single: Unaccompanied homeless individual with a disabling condition who has been continuously homeless for a year or more or who has had at least 4 episodes of homelessness in the past three years.

- ✓ 3 units – Shelter Plus Care Program, a rental assistance program administered by Washington County Housing Services, in partnership with eight nonprofit service provider agencies, awarded \$134,460 in September 2010.

Serving chronically homeless veterans and their families:

- ✓ 25 units – HUD-Veterans Affairs Supportive Housing (VASH) program was implemented in July 2010 serving homeless veterans and their families.
- ✓ 12 units – The Knoll, a new 48-unit affordable housing project opened in April 2011, providing project-based Section 8 rental assistance subsidy to serve 12 chronically homeless veterans. The project partners include Community Partners for Affordable Housing, the nonprofit housing developer/provider, the Housing Authority, and the US Department of Veterans Affairs.

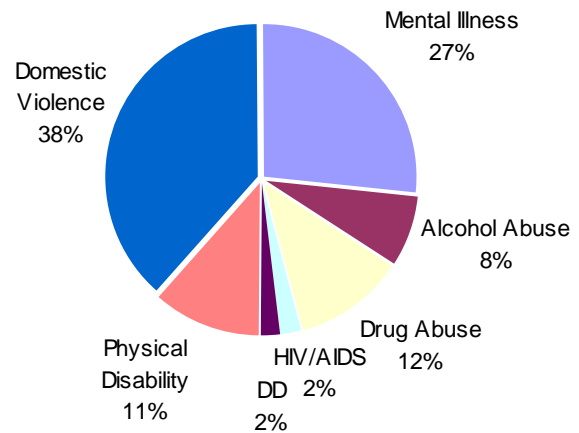
Goal 3: Link People to Appropriate Services and Remove Barriers

The economic recession challenged the countywide network of service providers to re-evaluate current service delivery systems in an effort to identify areas of improving efficiency and effectiveness of program resources and outcomes.

YEAR 3 OUTCOMES:

557 adults received specialized services

to address underlying causes of homelessness and support the client in working toward independent living and self-sufficiency. This represents a 31% increase from the 425 adults receiving specialized services in Year 2 of the Plan.



Source: HMIS data, Adults in Shelter and Housing Programs

- ✓ **Universal Point of Referral for At-Risk Tenancies and Unified Assessment System** – Implemented in September 2009, this system change created a “single-point entry system” and implemented the use of a unified assessment screening tool for persons seeking to prevent or end homelessness. The demonstrated outcomes are reflected in a reduced number of eviction court cases filed, and a reduction in the Family Shelter waiting list as households are screened for homeless programs based on special needs, barriers to housing and usage of mainstream resources.
- ✓ A US Veterans Affairs case manager was appointed by the Housing and Supportive Services Network (HSSN) to be the **HSSN Veterans Subcommittee Chair**. The subcommittee chair provides leadership and cross sector communication in addressing systems alignment and resources to serve the homeless veteran population. In the January 2011 homeless count, **69 homeless veterans were interviewed**, a reduction from the 95 homeless veterans reported in January 2010.
- ✓ In January 2011, outreach workers reported an increased number of **homeless people with developmental disabilities**, with 37 persons as compared to 18 persons reported in January 2010. Seven of these individuals reported being chronically homeless, as compared to 6 chronically homeless reported in 2010.

To address a gap in housing targeted to assist the special needs of homeless people with developmental disabilities, the Washington County Department of Housing Services entered into a Shelter Plus Care program partnership with Housing Independence, a nonprofit housing provider with expertise in providing affordable housing and services to adults with special needs. The Shelter Plus Care program provides rental assistance subsidy administered by the Department of Housing Services, and Housing Independence provides housing placement and supportive services that assist the individual in transitioning from homelessness to self-sufficiency.

Goal 4: Increase Income Support and Economic Opportunities

Through the work of the HSSN Income Support Subcommittee in alignment with state and federal mainstream service agencies, WorkSystems Inc., and the Workforce Development Workgroup, a renewed focus has brought together emerging partnerships to address removal of barriers in accessing mainstream resources for eligible clients and increasing awareness of employment and training programs, and to develop new employment opportunities.

YEAR 3 OUTCOMES:

79% of participants left homeless programs with financial resources, as compared to 78% in 2009-10 and 70% in 2008-09.

- ✓ The **Social Security Administration** hosted two specialized training workshops for case managers to improve efficiencies in assisting eligible clients access Social Security benefits.
November 10, 2010 – Understanding Technical and Medical Rules for Eligibility
May 24, 2011 – SSI/SSD Basics, Eligibility and Filing Online
- ✓ The **Aligned Partner Program**, a collaborative partnership between WorkSystems Inc. and Community Action, provides participants in the Bridges To Housing, HopeSpring and SAFAH programs with education, training, and on-the-job internship opportunities.

Implemented in Year 3, the program served 20 adults and was funded with \$26,000 in Workforce Investment Act (WIA) funds. In addition to client services, the program provides case managers with training on effectively assisting jobseekers to access WorkSource Oregon one-stop center resources.

- ✓ The **Supported Employment Program** is funded with \$71,000 in State of Oregon General Fund to serve persons with mental illness obtain and retain employment in an integrated work setting within private/public sector jobs. At the end of CY2010, the three mental health providers, Luke-Dorf, Inc., Sequoia Mental Health Services Inc., and LifeWorks NW, combined resources under LifeWorks NW to sustain this program.

SELF-SUFFICIENCY AT PROGRAM EXIT: ADULTS WITH EMPLOYMENT AND ECONOMIC SUPPORT				
EMERGENCY SHELTER	2008-09	2009-10	2010-11	
Number of Adults (18+ Years)	279	343	358	
Number of Adults with Employment Income	39	41	55	15%
Number of Adults with Economic Support*	243	284	286	80%
TRANSITIONAL HOUSING	2008-09	2009-10	2010-11	
Number of Adults (18+ Years)	69	195	221	
Number of Adults with Employment Income	36	68	72	33%
Number of Adults with Economic Support*	44	129	164	74%
PERMANENT SUPPORTIVE HOUSING	2008-09	2009-10	2010-11	
Number of Adults (18+ Years)	27	62	73	
Number of Adults with Employment Income	17	9	10	14%
Number of Adults with Economic Support*	21	44	64	88%

*Economic Support includes TANF, SSI/SSD, Food Stamp, Veteran Benefits, Medicaid, SCHIP (State Children Health Insurance), Employment Income

Source: Homeless Management Information System data, July 2010 through June 2011

Goal 5: Expand Data Collection

The 10-Year Plan embraces the concept that a Homeless Management Information System (HMIS) will improve services by establishing and maintaining an information sharing system that supports quality programs, fosters cooperation, ensures privacy, and creates accurate information about homelessness and housing.

Washington, Clackamas, and Multnomah counties each use *ServicePoint* HMIS, creating a contiguous jurisdiction within the Metropolitan Statistical Area (MSA). This will allow for reporting at agency, county, and MSA levels. This supports the provider agencies, as many Washington County service providers have branches and programs operating in Multnomah and Clackamas counties.

In Year 4, data will be gathered to track “length of homelessness” for all homeless participants in shelter and housing programs, and agency “bed utilization rates”. CoC agencies will use this data to support continued systems alignment and changes that work effectively to transition homeless persons to stable housing.

YEAR 3 OUTCOMES:

- 2010 client data from Homeless Management Information System (HMIS)** submitted to the U.S. Department of Housing and Urban Development (HUD) for inclusion in the national 2010 Annual Homeless Assessment Report. The AHAR responds to a series of Congressional directives calling for the collection and analysis of data on homelessness at a local and national level, and informs Congress on future policy and funding decisions.
- 2011 Point-In-Time Homeless Count** data entered into HMIS for de-duplication and submitted to Oregon Housing and Community Services (OHCS) for inclusion in the Oregon Homeless Count Report to the Ending Homeless Advisory Council (EHAC).
- 14 Annual Performance Reports (APR)** submitted to HUD on homeless demographics and assistance provided in federally-funded McKinney-Vento Homeless Assistance projects.
- 13 HMIS user licensed agencies (50 user licenses)** provide data on clients accessing shelter, housing and service programs in Washington County.

Goal 6: Implement Public Education on Homelessness

Through the collaborative efforts of the Housing and Supportive Services Network (HSSN) provider agencies, the Interfaith Committee on Homelessness (IFCH), and community advocates, a sustained community initiative to address the issues around homelessness has resulted in actions that not only educate the public on the social impact of homelessness, but also serve vulnerable populations in our community who are hungry and have lost their housing.

YEAR 3 OUTCOMES:

“The Business Community’s Role: A Helping Hand” – a town hall session - was hosted on June 4, 2011, by the Interfaith Committee on Homelessness and focused on engaging the business sector in creating employment opportunities, and the alignment of training and employment with homeless service provider agencies throughout Washington County. The forum raised community awareness on the growing need of people experiencing housing instability, unemployment, underemployment, loss of housing, and the need for health care.

For more information on the IFCH, visit www.ahomeoftheirown.com.

ALIGNMENT WITH STATE AND NATIONAL PLANNING EFFORTS

STATE OF OREGON

The State of Oregon believes all people in Oregon should have the opportunity to be at home in their communities and to be physically, emotionally and economically healthy. **A Home For Hope: A 10-year plan to end homelessness in Oregon** was adopted in June 2008.

The Ending Homelessness Advisory Council (EHAC), created through Executive Order #06-05 on April 4, 2006, prepared the state's plan in partnership with representation from nonprofit, faith-based, state and local jurisdictions. The EHAC's goals and strategies identify key areas where state government will take the lead in eliminating barriers and improving systems. In April 2010, the Washington County Homeless Program Coordinator, Annette Evans, was appointed as an ex-officio member of the state EHAC.

The Legislature tasked two state agencies with carrying out the policy of preventing and ending homelessness under ORS458-528, Policy on Homelessness¹², and created an Interagency Council on Hunger and Homelessness¹³ (ICHH) to coordinate their efforts. The ICHH is charged with engaging local governments to work towards preventing and ending homelessness.

“The Housing and Community Services Department and the Department of Human Services shall serve as the lead agencies in administering the state policy regarding homelessness. The Interagency Council on Hunger and Homelessness shall advise the departments in carrying out the policy.”

“The departments and the council work to encourage innovation by state, regional and local agencies that will create the comprehensive and collaborative support system and housing resources vital for a successful campaign to end and prevent homelessness.

To view a copy of A Home For Hope or for more information on the EHAC, visit the state website. <http://www.ehac.oregon.gov/>

NATIONAL

On May 20, 2009, President Obama signed into law the **Homeless Emergency Assistance and Rapid Transition to Housing (HEARTH) Act**, which amends the McKinney-Vento Homeless Assistance Act to change HUD's definition of homelessness, increase prevention resources and emphasis on performance. President Obama and Congress charged the U.S. Interagency Council on Homelessness (USICH) to develop and submit a Federal Strategic Plan to prevent and end homelessness. The HEARTH Act will be implemented in phases with release of regulatory language and federal appropriation of funds.

Opening Doors: Federal Strategic Plan to Prevent and End Homelessness 2010 was released on June 22, 2010, and reflects interagency agreements on a set of priorities and strategies. The plan calls for agencies to end homelessness for veteran and chronic homeless persons by 2015 and among families and unaccompanied youth by 2020.

To view a copy of the Federal Strategic Plan
http://www.usich.gov/PDF/OpeningDoors_2010_FSPPreventEndHomeless.pdf

¹² Oregon Policy On Homelessness, ORS 458.528 <https://www.oregonlaws.org/ors/458.528>

¹³ Oregon Interagency Council on Hunger and Homelessness, ORS 458.525
<https://www.oregonlaws.org/ors/458.525>

YEAR 4: LOOKING AHEAD

Designing a system to prevent and end homelessness requires a comprehensive and data informed approach to the complex system dynamics underlying community homelessness.

Washington County's service delivery system is working collaboratively to create an effective and efficient system that works to prevent and reduce the crisis and cost of homelessness, with specific systems alignment being addressed to include individual risk factors; e.g. poverty, discrimination, employment/living wage jobs, limited affordable housing, mental illness, substance abuse, domestic violence, and social risk factors to include aging populations.

Preventing and ending homelessness can best be achieved through systems alignment and coordination of public/private sector resources.

A Road Home: 10-Year Plan to End Homelessness in Washington County is the framework by which the providers and community stakeholders base decisions on funding priorities, program development, and changes to the service delivery system to meet the ever-changing diverse homeless population that live and work in Washington County.

Key strategies for implementation in Year 4 include:

- Prevention of homelessness through one-month **Rent Assistance Program** continues to be a key strategy in addressing situational poverty. Mitigating the long-term crisis of homelessness through prevention reduces the economic impact that homelessness has on society and the psychological, physiological and sociological effects experienced by the homeless individual and the community at large. (Strategy 1.1.a)
- **Oregon Homeownership Stabilization Initiative (OHSI) Mortgage Payment Assistance (MPA) Program.** The MPA Program aims to help at least 5,000 Oregon homeowners pay their mortgages for up to one year or \$20,000, whichever comes first. MPA benefits are set-up as a forgivable loan to the homeowner, with payments made directly to the homeowner's mortgage servicer. It is the largest OHSI program, funded at \$100,000,000. (Strategy 1.9)
- Develop **permanent supportive housing and affordable housing opportunities.** New housing opportunities linked with services will be implemented in Year 4 to include 17 units subsidized by federal Section 811 and Shelter Plus Care funds, and up to 138 units subsidized by federal Section 8 funds, in the following strategies:
 - 3 units - Shelter Plus Care serving chronically homeless individuals. (Strategy 2.1).
 - 14 units - Spruce Place apartments, serving persons with disabilities will open in July 2011. Apartments were constructed by Sequoia Mental Health Services Inc., a nonprofit mental health provider. (Strategy 2.3)
 - 138 units - The Housing Authority will award up to 138 units Project-based Section 8 vouchers (PBS8V), to include 90 vouchers to serve chronically homeless individuals, and 48 vouchers to serve extremely low-income persons at <30% AMI. (Strategy 2.1, 2.4)
 - In addition, the Bridges To Housing Jurisdictional Implementation Team is leveraging funds to implement a Phase 6 Bridges To Housing project serving high need homeless families. Housing will include local County funds and federal Shelter Plus Care funds. (Strategy 2.1, 2.1.b, 2.1.c)

- Identify a community partner(s) who will sponsor a **One-Stop Resource Center** and begin raising community support and funding. The center will provide emergency shelter beds for unaccompanied individuals and day services to include access to on-site service providers for referral and intake to homeless programs, access to phones, computers, on-site showers, laundry, meals, and other essential amenities. This strategy is identified for implementation in Year 5. (Strategy 3.3)
- Increase income self-sufficiency for homeless households participating in the **Aligned Partner Program**. Through a collaborative partnership between Worksystems Inc. and Community Action, the program will be expanded to provide training and job internships for participants in homeless housing programs; e.g. Bridges To Housing. (Strategy 4.5)
- Develop partnerships with state and federal agencies to address service delivery systems in an effort to create funding and policy efficiencies that align with local work to reduce the flow of people becoming homeless. In Year 4, nonprofit and public partners will work with the Oregon Child Welfare Division to **address discharge of youth from the foster care system**.
- The Washington County Office of Community Development (OCD), recipient of the federally funded Community Development Block Grant (CDBG), HOME Investments Partnerships (HOME), and Emergency Shelter and Solution Grant (ESG) programs, identified in the Washington County Consolidated Plan 2010-2015 strategies for meeting priority housing and community development needs. This plan more closely aligns with goals and strategies outlined in *A Road Home: 10-Year Plan to End Homelessness in Washington County* and prioritizes federal funds to support strategies and programs identified in the 10-Year Plan. Year 4 will include a **refined scoring process that provides points for CDBG and HOME project applications that support prevention and ending of homelessness**, as addressed in the Consolidated Plan and 10-Year Plan to End Homelessness.
- To effectively address prevention of homelessness, a component of the Washington County Consolidated Plan 2010-2015 focuses on the causes and conditions of poverty at the community level. In Year 4, the **Washington County Anti-Poverty Strategy Workgroup** is working with Pacific University staff to conduct interviews and focus groups with low-income households in Washington County. The data will be used to monitor progress on implementing Anti-Poverty Strategies in the areas of Public Policy, Service and Support Systems, and Civic Capital.
- Begin local implementation of the **Homeless Emergency Assistance and Rapid Transition to Housing (HEARTH) Act**, as federal regulatory statues are authorized and funding is appropriated by the US Department of Housing and Urban Development (HUD). In the FY2011 federal budget, HUD has implemented a two-stage Emergency Shelter Grant (old ESG) and Emergency Solutions Grant (new ESG) allocation process to address pressing local needs for immediate funding and to comply with Congressional direction on funding the Emergency Solutions Grant (a new program element of the HEARTH Act). The Washington County Office of Community Development will receive an estimated \$34,000 in federal funds to implement the new Emergency Solutions Grant.

Acknowledgements to the 2011 Homeless Assessment Report

The Washington County 10-Year Plan gratefully acknowledges the generous contribution of time and expertise from many individuals and agencies that provide housing and services to the homeless men, women, and children living in our community. The plan recognizes the involvement of elected officials, community leaders and partners who share the same vision to reduce homelessness, with a goal to one day end homelessness for those persons seeking safe and stable housing.

The 2011 Homeless Assessment Report is prepared by the Washington County Department of Housing Services in partnership with members of the Housing and Supportive Services Network (HSSN) and oversight provided by the Homeless Plan Advisory Committee (HPAC).

HOMELESS PLAN ADVISORY COMMITTEE (HPAC)

- Commissioner Dick Schouten, Washington County
- Councilor Betty Bode, City of Beaverton
- Sheriff Rob Gordon, Washington County Sheriff Office
- Adolph 'Val' Valfre, Housing Authority of Washington County
- Eric Canon, Interfaith Committee on Homelessness
- Jonathan Schlueter, Westside Economic Alliance
- Karen Shawcross, Bienestar
- Janice Burger, Providence Health System
- Jerralynn Ness, Community Action
- Reed Ritchey, Community Corrections, Washington County
- Michelle Johnson, Tuality Community Hospital
- Ramsay Weit, Citizen At-Large/Community Housing Fund
- Robin Shultz, Oregon Dept. of Human Services
- Roserria Roberts, United Way of the Columbia Willamette
- Russ Dondero, Citizen At-Large
- Stan Miller, Citizen At-Large
- Lynn Hurst, Homeless Advocate

HOUSING AND SUPPORTIVE SERVICES NETWORK (HSSN)

- 211info
- Beaverton School District
- Bienestar
- Boys And Girls Aid
- Bridges To Change
- Care To Share
- Cascade AIDS Project
- Cat Adoption Team
- City of Beaverton
- City of Tualatin
- Commission on Children and Families
- Community Action
- Community Housing Fund
- Community Partners for Affordable Housing
- Daytime Enrichment Activities & Recreation (DEAR)
- Department of Community Corrections
- Department of Housing Services
- Disability, Aging and Veteran Services
- Domestic Violence Resource Center
- Ecumenical Ministries of Oregon
- Essential Health Clinic
- Fair Housing Council & Housing Connections
- Families for Independent Living (FIL)
- Family Bridge/Interfaith Hospitality Network
- Forest Grove School District
- Good Neighbor Center Shelter
- Goodwill Industries
- Homeplate
- Housing Authority of Washington County
- Housing Independence
- Interfaith Committee on Homelessness
- Jubilee Transition Homes
- LifeWorks NW
- Luke-Dorf, Inc.
- Lutheran Community Services NW
- Department of Mental Health, Washington County
- Office of Community Development, Washington County
- Oregon Department of Human Services
- Open Door Counseling Center
- Oregon Department of Education
- Oregon Department of Motor Vehicles
- Oregon Food Bank
- Oregon Housing and Community Services
- Pacific University
- Project Access NOW
- REACH Community Development Inc.
- Rolling Hills Community Church
- Sequoia Mental Health Services Inc.
- Sheriff's Office, Washington County
- Social Security Agency
- St. Anthony's Catholic Church – Tigard
- The Salvation Army
- U.S Department of Housing and Urban Development
- U.S. Department of Veterans Affairs
- Virginia Garcia Memorial Health Center
- Willamette West Habitat for Humanity, Inc.
- Worksource Oregon

Appendix A

Visualizing the Plan: **A Matrix of the Strategies**

Goals and Strategies Matrix

Goal 1: Prevent People from Becoming Homeless	20
Goal 2: Move People into Housing.....	24
Goal 3: Link People to Appropriate Services and Remove Barriers.....	28
Goal 4: Increase Income Support and Economic Opportunities	32
Goal 5: Expand Data Collection	34
Goal 6: Implement Public Education on Homelessness	36

Key to the success of the 10-Year Plan will be regular reporting about its progress to all participants in the planning process.

2011: Outcomes of Goals and Strategies Identified in Year 3

GOAL 1: PREVENT PEOPLE FROM BECOMING HOMELESS

ID	TASK NAME	METHODS	START- END DATE	MEASURES OF IMPACT
1.1	Create a <i>Universal Point of Referral for At-risk Tenancies</i> to be used by service providers and landlords to increase alternative housing options for at-risk tenancies.	a) Define the point of referral process. b) Provide training and communication on process to homeless providers.	Year 1-10	1. Number of households that are served by this intervention and avert homelessness as a result.
<p><u>Year 1 Outcomes:</u> No progress. <u>Year 2 Outcomes:</u> Implemented the single-point entry system in October 2009. <u>Year 3 Outcomes:</u> Sustained position in Year 3; Housing Specialist made contact with 1,112 households.</p>				
1.1.a (new)	Provide <i>One-Month Rental Assistance</i> to households with a 72-hour notice to prevent eviction.	a) Provide rental assistance payment and work with landlord on behalf of tenants who receive 72-hour eviction notice.	Year 1-10	1. Number of Households receiving one-month eviction prevention rental assistance
<p>Baseline Data (7/1/07 to 6/30/08): 478 Households <u>Year 1 Outcomes:</u> 730 households (2,690 people) access 1-month eviction prevention services provided by Community Action. <u>Year 2 Outcomes:</u> 1,013 households (3,254 people) access emergency rent assistance to prevent eviction provided by Community Action and 1,117 households (4,585 people) access rent assistance provided by St. Vincent DePaul (Hillsboro). <u>Year 3 Outcomes:</u> 719 households (2,522 people) access emergency rent assistance to prevent eviction provided by Community Action and 1,200 households (4,671 people) access rent assistance provided by St. Vincent DePaul (Hillsboro), St. Anthony's Catholic (Tigard) and Care To Share (Aloha/Beaverton).</p>				
1.2	Staff a <i>Homelessness Diversion Specialist</i> position to counsel tenants facing eviction on (1) problem-solving with their landlords to retain their housing and (2) accessing emergency rental assistance or other services that can avert homelessness.	a) Develop a position and process to work with Evictions Court, tenants, and landlords. b) Implement process and begin working case load.	Year 1 Year 2-10	1. Number of households in Eviction Court served by this intervention and who avert losing their housing as a result.
<p><u>Year 1 Outcomes:</u> No progress. <u>Year 2 Outcomes:</u> No progress. <u>Year 3 Outcomes:</u> Housing Specialist in Strategy 1.1 performed components of this strategy; e.g. counsel tenants facing eviction. Prepared information pamphlet entitled "Are Your Facing Housing Insecurity?" that outlines the eviction process and provides information on accessing community resources.</p>				

GOAL 1: PREVENT PEOPLE FROM BECOMING HOMELESS

ID	TASK NAME	METHODS	START- END DATE	MEASURES OF IMPACT
1.3	Develop <i>Homelessness Prevention Strategies and Staff Trainings</i> to be used by local public institutions such as hospitals and jails to diminish the likelihood of discharge into homelessness.	<p>a) Identify discharge plans for institutions and barriers to discharge effectively, track recidivism of homeless through jail and hospitals.</p> <p>b) Institutions track # of discharges to no address, transitional housing (e.g. Oxford, etc.).</p>	Year 1-4	<p>1. Reduction rate in number of discharges from medical and correctional institutions directly to homelessness.</p> <p>2. Decrease in numbers of homeless people served by local homeless CoC that were recently in institutions.</p>
<p>Year 1 Outcomes: Homeless Plan Advisory Committee adhoc subcommittee formed to review discharge from hospital and tracking of homeless recidivism. 10 people exited Jail to shelter/housing programs. No data available for hospitals.</p> <p>Year 2 Outcomes: JAIL – The Washington County Jail, in partnership with mental health providers and veteran service staff implemented programs to work with incarcerated people to address special needs, housing, and eligibility for program benefits prior to discharge. 10 people exited Jail to shelter/housing programs. HOSPITAL - Discharge discussion carried forward to Year 3 (August 2010 meeting).</p> <p>Year 3 Outcomes: Year 2 programs sustained. 11 people exited Jail to shelter/housing programs</p>				
1.4	Expand <i>Rental Education Programs</i> that increase the likelihood that homeless people, who obtain permanent housing, will ultimately be successful and stable as tenants and not repeat their cycle through homelessness.	<p>a) Expand the number and frequency of tenant education programs offered.</p> <p>b) Increase # of clients completing tenant education programs</p>	Year 1-10	1. Number of graduates of intervention.
<p>Year 1 Outcomes: 115 graduates of 279 class participants. The new statewide “Rent Well” course has been developed. Washington County is poised to implement in Year 2. The program roll-out will be presented to the HSSN on 9/2/09 by Community Action.</p> <p>Year 2 Outcomes: 63 graduates of 111 class participants. Transition from Ready to Rent to Rent Well program curriculum and more rigorous standards limited class size to 18 participants.</p> <p>Year 3 Outcomes: 125 (61%) graduates of 205 class participants.</p>				
1.5	<i>Reduce Barriers to State Programs</i> through participation at the Oregon Ending Homelessness Advisory Council.	<p>a) Raise awareness of barriers to state programs and provide input on solutions to the Governor’s Council.</p>	Year 1-10	<p>1. Extent of consistent engagement in state Advisory Council.</p> <p>2. Number of local representatives participating in the state Advisory Council.</p>
<p>Year 1 Outcomes: Washington County does not hold an appointed Advisory Council position on the EHAC; however, the meetings are public and the Homeless Program Coordinator attends regularly. Homeless data and local reports are provided to the EHAC.</p> <p>Year 2 Outcomes: In April 2010, the Washington County Homeless Program Coordinator (Annette Evans) was appointed as ex-officio member of the EHAC. Washington County participates in submitting information and reports to the EHAC to advice on progress of implementing the 10-Year Plan.</p> <p>Year 3 Outcomes: Washington County Homeless Program Coordinator is appointed member of EHAC.</p>				

GOAL 1: PREVENT PEOPLE FROM BECOMING HOMELESS

ID	TASK NAME	METHODS	START- END DATE	MEASURES OF IMPACT
1.6	Establish a <i>Homeless Consumer Group</i> , which will be made up of local homeless and formerly homeless individuals, to participate in the local continuum of care programs and community groups on the direction of plans related to housing and service programs.	a) Solicit homeless consumer representation to participate in the HSSN, the Consolidated Plan, the Interfaith Committee on Homelessness, agency Board positions, and forums.	Year 1-10	1. Number of community based organizations that have regular consumer participation by homeless people. 2. Number of homeless people who are actively participating in consumer advisory activities.
<p><u>Year 1 Outcomes:</u> Nonprofits receiving HUD funds have met compliance by including a homeless/formerly homeless consumer on the agency Board. 2 formerly homeless consumers have joined the HSSN and a formerly homeless person is represented on the HPAC.</p> <p><u>Year 2 Outcomes:</u> Same as Year 1.</p> <p><u>Year 3 Outcomes:</u> In addition to all HUD-funded agencies having a homeless consumer on their board, 3 homeless/formerly homeless consumers attend the HSSN, and 1 homeless consumer is a member of the county's leadership Homeless Plan Advisory Committee.</p>				
1.7	Provide <i>Family Mediation and Reunification Services</i> that prevent youth from becoming homeless.	a) Increase family mediation and reunification services available to families in the community. b) Develop a drop-in center for youth to access services.	Year 1-10	1. Reduction in rate of homelessness among at-risk youth. 2. Number of youth who participate in intervention and avert homelessness as a result.
1.7.c		c) Expand HomePlate program coordinator position from .5 FTE to 1.0 FTE to increase HomePlate's outreach and resource referral program. Currently open one night per week.	Year 1 - 10	1. Increase in the number of youth served by intervention and resource referral as a result of program expansion. 2. Number of youth who participate in intervention and avert homelessness as a result.
<p>1.7.a <u>Year 1 Outcomes:</u> 50 of 83 youth (60%) receiving family mediation or counseling services prevented them from becoming homeless. <u>Year 2 Outcomes:</u> 42 of 66 youth (64%) receiving family mediation services prevented them from becoming homeless. <u>Year 3 Outcomes:</u> 24 of 53 youth (45%) received family mediation services provided by Boys And Girls Aid that prevented them from becoming homeless, with 45 of 53 youth exiting to safe housing, which prevented them from homelessness.</p>				
<p>1.7.b and 1.7.c Baseline Data: 306 persons accessed HomePlate services. <u>Year 1 Outcomes:</u> 246 persons accessed HomePlate services. <u>Year 2 Outcomes:</u> 262 persons accessed HomePlate services. <u>Year 3 Outcomes:</u> 268 persons accessed HomePlate services. Program Coordinator position funded fulltime.</p>				

GOAL 1: PREVENT PEOPLE FROM BECOMING HOMELESS

ID	TASK NAME	METHODS	START- END DATE	MEASURES OF IMPACT
1.8	Create an efficient and effective system for <i>Runaway and Homeless Youth (RHY)</i> to access resources and short-term shelter.	a) Develop sustainable operating funds for youth shelter (6 beds). Shelter opened in March 2007.	Year 1-10	1. Number of RHY who access shelter 2. Number of RHY who exit to safe and stable housing.
<p>Baseline Data: 10 persons <u>Year 1 Outcomes:</u> 38 persons entered the Safe Place youth shelter managed by The Boys and Girls Aid with 14 persons obtaining stable housing upon exit from the shelter. <u>Year 2 Outcomes:</u> 59 persons entered Safe Place youth shelter with 20 persons exiting to permanent housing. <u>Year 3 Outcomes:</u> 49 persons entered Safe Place youth shelter with 16 persons exiting to permanent housing.</p>				
1.9 (new)	Provide <i>Mortgage Assistance</i> to households in arrears with mortgage payments.	a) Provide mortgage assistance payment to prevent foreclosure.	Year 1-10	1. Number of Households receiving prevention of foreclosure one-month mortgage assistance.
<p><u>Year 1 Outcomes:</u> Gathered foreclosure data and submitted funding concept. <u>Year 2 Outcomes:</u> Program developed and funding secured for implementation to begin in Year 3. Mortgage Assistance Program will work to address an increased number of low-income homeowners experiencing an episodic incident that impacts ability to pay mortgage. Program seeks to reduce late penalties, added interest, poor credit and other barriers caused by missed mortgage payments, thus preventing a path toward foreclosure. <u>Year 3 Outcomes:</u> 4 households receive 1-month mortgage assistance funded by Emergency Food and Shelter Program (EFSP). Additionally, the Oregon Homeownership Stabilization Initiative Mortgage Payment Assistance (MPA) program funded 219 homeowner mortgages for more than one-month valued at \$854,000.</p>				

GOAL 2: MOVE PEOPLE INTO HOUSING

ID	TASK NAME	METHODS	START- END DATE	MEASURES OF IMPACT
2.1	Using Housing First model, increase availability of <i>Rental Assistance</i> for new permanent supportive housing units within existing housing stock.	a) CHRONIC SINGLES: 36 units (1-bed) new units added during 10 years Tenant-based rental assistance for chronic singles through leverage of McKinney-Vento Samaritan Bonus (5-year initial grant with ongoing renewal).	Year 1-10 9 units - Year 1 3 units annual – Years 2 to 10	1. Number of homeless persons and households that exit homelessness as a result of this housing opportunity. 2. Number of persons and homeless who exit the program for other permanent housing.
<p><u>Year 1 Outcomes:</u> 22 chronically homeless persons (22 households) entered permanent supportive housing. <u>Year 2 Outcomes:</u> 24 chronically homeless persons (24 households) entered permanent supportive housing; 37% exited to independent affordable housing. <u>Year 3 Outcomes:</u> 53 chronically homeless persons (53 households) entered permanent supportive housing; 46% exited to independent affordable housing.</p>				
2.1.b	Project-based Section 8 vouchers for chronic homeless or homeless couple; 100 units (1-bed)	b) SINGLES & COUPLE W/O CHILDREN: Project-based Section 8 vouchers; linked to case management and supportive services	Year 2 50 units Year 5 50 units	1. Number of homeless persons and households that exit homelessness as a result of this housing opportunity. 2. Number of persons and homeless who exit the program for other permanent housing.
<p><u>Year 1 Outcomes:</u> The Housing Authority of Washington County completed a PHA Plan revision to include project-based vouchers (PBS8V); HUD approved the PHA Plan. RFP to project-based 50 vouchers scheduled for release in July 2009. <u>Year 2 Outcomes:</u> 12 PBS8V awarded to CPAH (The Knoll) to serve chronically homeless veterans beginning in April 2011. Remaining 38 vouchers available for award to future projects. <u>Year 3 Outcomes:</u> 5 homeless at Tom Brewer (5 households, and 7 chronically homeless veterans lease at The Knoll– all 12 households project-based Section 8 units.</p>				
2.1.c	Create new supportive housing using Bridges To Housing and/or Housing PLUS program models.	c) HIGH-NEED FAMILIES WITH CHILDREN (1–36 months): 100 units (2-, 3-, 4-bed)/10 years Rental assistance program linked through the Bridges To Housing and/or Housing PLUS programs	Year 1-10 10 units/families annually	1. Number of homeless persons and households that exit homelessness as a result of this housing opportunity. 2. Number of persons and homeless who exit the program for other permanent housing.
<p><u>Year 1 Outcomes:</u> 37 homeless persons (12 households) entered a new Phase 2 project beginning October 2008 that provides permanent supportive housing in the Bridges To Housing Program. All families have retained stable housing during this reporting period. <u>Year 2 Outcomes:</u> 19 homeless persons (5 households) entered a new Phase 3 project beginning April 2010. A total of 11 families will be leased-up in the Phase 3 project when fully implemented. <u>Year 3 Outcomes:</u> 30 homeless persons (8 households) entered a Bridges To Housing Program.</p>				

GOAL 2: MOVE PEOPLE INTO HOUSING

ID	TASK NAME	METHODS	START- END DATE	MEASURES OF IMPACT
2.1.d	Create new supportive housing for households needing moderate-assistance.	d) RENTAL ASSISTANCE - SINGLES & FAMILIES (1-36 months): 285 units (\$6000+/year)/10 years Rental assistance program; linked to intense case management and supportive services.	Year 1-10 Year 1 15 units Year 2 +30 (45) Year 3 +30 (75) - Year 4-10 90 rotating annually	1. Number of homeless persons and households that exit homelessness as a result of this housing opportunity. 2. Number of persons and homeless who exit the program for other permanent housing.
<p>Year 1 Outcomes: 61 homeless persons (30 households) entered transitional housing with supportive services. 5 individuals identified as chronically homeless. Year 2 report will reflect housing stability \geq 12 months and exit destinations.</p> <p>Year 2 Outcomes: 118 homeless persons (72 households) entered transitional housing programs with 12 persons being chronically homeless and 14 persons veterans; 84% exited to permanent housing.</p> <p>Year 3 Outcomes: 95 homeless persons (53 households) entered transitional housing programs with 10 persons being chronically homeless and 2 persons veterans; 82% exited to permanent housing.</p>				
2.1.e	Create new transitional housing for youth aging out of foster care, emergency shelter and homeless outreach activities.	e) OLDER YOUTH (1-24 mo) 30 units/10 years - Transitional Living Program opened July 2008. - Serves single parent with child. Implement Housing Program serving older youth (<u>single adults ages 18 to 23</u>) linked to case management, education, employment, transportation, and other supportive services.	Year 1-10 6 units	1. Number of homeless youth that exit homelessness or avert homelessness as a result of this housing opportunity. 2. Number of homeless youth that exit Transitional Housing for permanent affordable housing.
<p>Year 1 Outcomes: 9 homeless youth entered Transitional Living Program (HUD) with appropriate supportive services. Year 2 will begin reporting exits from Transitional Living Program.</p> <p>Year 2 Outcomes: 7 homeless youth entered the Transitional Living Program; 43% exited to independent affordable housing.</p> <p>Year 3 Outcomes: 12 homeless youth entered the Transitional Living Program; 9 exit to permanent housing.</p>				

GOAL 2: MOVE PEOPLE INTO HOUSING

ID	TASK NAME	METHODS	START-END DATE	MEASURES OF IMPACT
2.2	Create <i>Short-term Emergency Rental Assistance</i> combined with support services targeted to homeless families and homeless singles to facilitate rapid exits from homelessness and create a supported bridge back into the private housing market.	a) SHORT-TERM RENTAL ASSISTANCE - SINGLES & FAMILIES (1-12 mo): 1,400 units (\$3,500+/year)/10 years Shallow rent program to serve as a "bridge" to provide stability and support rapid re-housing linked to case management and services.	Year 1-10 140 units annual	1. Number of homeless households that exit homelessness as a result of this housing opportunity. 2. Percent of homeless who exit the program at 12 months for other permanent affordable housing.
<p>Year 1 Outcomes: 228 persons (159 households) entered short-term rental assistance programs with supportive services. 31 households exited to rental house/apartment, 36 households obtained permanent housing in the HELP program, and 1 exit to homeownership (inheritance).</p> <p>Year 2 Outcomes: 218 persons (116 households) entered short-term rental assistance programs (HPRP Rapid Rehousing, Homeless To Work, CA Rent Assistance, and HELP); 96% exited to permanent housing.</p> <p>Year 3 Outcomes: 341 persons (126 households) entered short-term rental assistance programs (HPRP Rapid Rehousing, Homeless To Work, and CA Rent Assistance), with 10 persons chronically homeless and 2 persons homeless veterans; 80% exited to permanent housing.</p>				
2.3	Create new <i>Permanent Affordable Supportive Housing</i> units serving persons with disabilities.	45 units (1-bed)/10 years Section 811 Program	15 units – Year 3 15 units – Year 5 15 units – Year 7	1. Number of homeless households that exit homelessness as a result of this housing opportunity.
<p>Year 1 Outcomes: Sequoia Mental Health Services Inc. was awarded \$1.8 million for a Section 811 project to construct 14 units affordable housing plus 1 unit for a housing manager adjoining a mental health clinic.</p> <p>Year 2 Outcomes: Construction will begin in Year 3 with occupancy in 2011.</p> <p>Year 3 Outcomes: Completion of new construction Spruce Place Apartment, 7/29/2011 Certificate of Occupancy. Will serve 14 households in Year 4.</p>				
2.4	Increase <i>Permanent Affordable Housing for Extremely Low Income</i> households (i.e. those earning less than or equal to 30% of Area Median Income)	a) Develop new and acquire rehab units, including Bridges To Housing. 50 units/10 years	Year 1-10 5 units annually	1. Number of homeless households that exit homelessness as a result of this housing opportunity.
<p>Year 1 Outcomes: 10 units serving persons at \leq30% AMI, Merlo Station Apartments under the development of Tualatin Valley Housing Partners.</p> <p>Year 2 Outcomes: Zero units developed to serve persons at <30% AMI.</p> <p>Year 3 Outcomes: Zero units developed to serve persons at <30% AMI.</p>				

GOAL 2: MOVE PEOPLE INTO HOUSING

ID	TASK NAME	METHODS	START- END DATE	MEASURES OF IMPACT
2.5	Create a <i>Risk Mitigation Pool</i> of funding that can be accessed by landlords to cover property damage caused by homeless persons.	a) Allow 15 units above the current program (Ready to Rent). b) Re-evaluate Program in Year 5.	Year 1 – 5	1. Number of housing units that are preserved in the homeless inventory and not lost when landlords cease their participation due to property damage.
<p><u>Year 1 Outcomes:</u> The HSSN Mental Health & Special Needs Subcommittee developed a pilot model that partners with an insurance company to fund renters insurance. In Year 2, will pursue funding in support of the model.</p> <p><u>Year 2 Outcomes:</u> No progress.</p> <p><u>Year 3 Outcomes:</u> Identified components of a risk mitigation pool; Year 4 seek sponsor agency and funding.</p>				
2.6	Identify resources to <i>Preserve Existing Inventory of Affordable and Supportive Housing.</i>	a) Strategic investments to acquire and preserve existing affordable units at risk of “going to market rate” 508 units.	Year 1–3 97 units Year 1 188 units Year 2	1. Number of housing units that are preserved in inventory to prevent homelessness.
2.6.b		b) County/City Tax Exemption Program: Coordinate discussion on program pursuant to ORS 307.540 to 307.548 to support affordable housing projects operated by non-profits that tailor rents to be affordable to 30% AMI.	Year 1-2	1. Tax Exemption Program adopted by governing agencies/districts. 2. Number of <u>new</u> affordable housing units that are added to inventory based on ability to support reduced rents.
<p>2.6 <u>Year 1 Outcomes:</u> 48 units at Garden Grove Apartments (Forest Grove) preserved by nonprofit located in Idaho. Remaining 49 units on hold due to poor bond market. <u>Year 2 Outcomes:</u> 140 units at Holly Tree and 48 units at Tarkington were identified in a CFC application submitted by the Housing Authority to Oregon Housing and Community Services; pending funding award. <u>Year 3 Outcomes:</u> 140 units at Holly Tree, 48 units at Tarkington, and 80 units at Aloha Park preserved.</p>				
<p>2.6.b <u>Year 1 Outcomes:</u> Preliminary discussion initiated with cities and county. Year 2 goals will be to continue discussions to identify areas of consensus. <u>Year 2 Outcomes:</u> Presentations on proposed tax exemption policy were made to county officials. <u>Year 3 Outcomes:</u> Presentations on proposed tax exemption policy were made to city and special district officials.</p>				
2.7	Cultivate cooperative and stable <i>Relationships with Private Landlords</i> to enhance capacity for utilizing existing private housing market as “housers” of formerly homeless people.	a) Landlord Forums (2 forums annually) b) Mailings c) Brochures	Year 1-10	1. Number of landlords who participate as “housers” of homeless people.
<p><u>Year 1 Outcomes:</u> April 22, 2009, entitled “Saving Your Bottom Line” with 15 attendees. <u>Year 2 Outcomes:</u> October 14, 2009, entitled “The Good, The Bad, and The Ugly” with 23 attendees. Included PGE presentation on energy savings program. <u>Year 3 Outcomes:</u> March 10, 2011, entitled “Evictions: The Last Resort” with 58 attendees.</p>				

GOAL 3: LINK PEOPLE TO APPROPRIATE SERVICES AND REMOVE BARRIERS

ID	TASK NAME	METHODS	START- END DATE	MEASURES OF IMPACT
3.1	Create a unified assessment system that refers families and singles to appropriate housing and service programs based on need and ability to become self-sufficient.	a) Define partnerships b) Develop intake system and universal assessment criteria. c) Develop systems change policy and educate community on process. d) Implement systems change to include new programs being on-board (e.g. – rental assistance, housing units, etc.).	Year 1 Year 2	1. Completed system plan/policy.
<p><u>Year 1 Outcomes:</u> Defined partners to incorporate the Screening and Assessment criteria form used by Bridges To Housing Program into the new ARRA Homeless Prevention and Rapid Re-housing Program intake process.</p> <p><u>Year 2 Outcomes:</u> Implemented screening tool unilaterally with Universal Point of Referral for At-Risk Tenancies (single-point entry system) performed at Community Action, screening families with children for programs.</p>				
3.2	Improve and expand <i>Homeless Outreach and Engagement</i> with Services/ Housing for homeless and sheltered singles and families.	a) Develop Outreach partnerships and secure funding, e.g. JOIN model. b) Implement a street outreach program with a permanent housing component (housing-first), e.g. JOIN model.	Year 1-10	1. Number of unengaged, hard-to-reach homeless people who are brought into the service and housing network and engaged with supports that will help end their homeless status.
<p><u>Year 1 Outcomes:</u> No progress.</p> <p><u>Year 2 Outcomes:</u> No progress.</p> <p><u>Year 3 Outcomes:</u> No progress.</p>				

GOAL 3: LINK PEOPLE TO APPROPRIATE SERVICES AND REMOVE BARRIERS

ID	TASK NAME	METHODS	START- END DATE	MEASURES OF IMPACT
3.3	Create an efficient and effective system for <i>Service Linkage for People who are Homeless</i> to include emergency shelter beds for single adults.	a) Location and project sponsor identified. b) Define project model; e.g. lease/own, rehab hotel/other or new construction. c) Define funding and sustainability plan.	Year 1	1. Number of unengaged, hard-to-reach homeless people who are brought into the service and housing network and engaged with supports that will help end their homeless status.
3.3.d		d) Develop <u>One-Stop Resource Center</u> that includes: d.1) interim housing beds for homeless singles who are awaiting placement in permanent housing. d.2) day-center services (e.g. meals, showers, laundry, mail service, mainstream resources, email/internet access for employment search.	Year 2-10	1. Number of homeless individuals who resolve homelessness through participation in this resource. 2. Number of homeless individuals who access emergency shelter bed services. 3. Number of homeless individuals who maintain engagement with supports while awaiting housing placement.
3.3.e		Expand services provided at Project Homeless Connect.	Year 1-10	1. Number of homeless individuals who access services at the resource event.
<p>3.3 and 3.3.d <u>Year 1 Outcomes:</u> No progress <u>Year 2 Outcomes:</u> HSSN Mental Health and Special Needs Subcommittee met (teleconference call) with Lone Star One-Stop in Arizona and the Transitional Access in Portland, Oregon. Discussion on developing the model for Washington County, efforts to secure a project sponsor/developer, and funding. <u>Year 3 Outcomes:</u> Working sessions to identify project sponsor agency and funding.</p>				
<p>3.3.e – Project Homeless Connect Baseline Data: 224 homeless interviewed, January 30, 2008 <u>Year 1 Outcomes:</u> 444 homeless interviewed, January 28, 2009 <u>Year 2 Outcomes:</u> 421 homeless interviewed, January 27, 2010 <u>Year 3 Outcomes:</u> 451 homeless interviewed, January 26, 2011</p>				
3.4	Increase access to case management and supportive services for clients receiving rental assistance.	a) Establish flexible supportive service funds in support of programs linked to housing. Services may include: -Case Management FTE positions -Transportation for Clients -Child Care	Year 1-10	1. Number of homeless individuals who resolve homelessness through participation in this resource.
<p><u>Year 1 Outcomes:</u> 439 newly served adults <u>Year 2 Outcomes:</u> 372 newly served adults (HELP Program ended) <u>Year 3 Outcomes:</u> 378 newly served adults</p>				

GOAL 3: LINK PEOPLE TO APPROPRIATE SERVICES AND REMOVE BARRIERS

ID	TASK NAME	METHODS	START- END DATE	MEASURES OF IMPACT
3.5	Develop a permanent online <i>Local Homeless Resources Roadmap</i> (e.g. local directory) of all services and housing available in Washington County to be utilized by homeless persons, service providers, and the public.	a) Expand upon existing information referral websites and link software technology between www.thebeehive.org and www.211info.org websites. b) Create custom homepage to “bridge” websites. c) Provide outreach and education on the new website.	Year 1-2	1. Number of homeless individuals who resolve homelessness through participation in this resource.
<p><u>Year 1 Outcomes:</u> One Economy has completed the software platform that links information from 211info to TheBeehive websites. Awaiting state-wide 211info technologies upgrade completion.</p> <p><u>Year 2 Outcomes:</u> Project tabled for future development.</p>				
3.6	Expand Homeless Service Systems Collaboration with the <i>Veteran’s Administration</i> and community-based agencies to increase access and utilization of federal VA resources by people who are homeless.	a) Develop local Veteran program to include housing, case management and employment. b) Offer resources to Veterans to include Veterans Industries and Central City Concerns programs.	Year 1-10	1. Number of homeless individuals who resolve homelessness through participation in this resource.
<p><u>Year 1 Outcomes:</u> Veterans Administration Mobile Outreach Worker linked with local Disability, Aging and Veteran Services to perform outreach to homeless veterans and refer to VA services.</p> <p><u>Year 2 Outcomes:</u> Housing Authority of Washington County was awarded 25 vouchers for homeless veterans effective June 2010. Lease-up of units will occur in Year 3.</p> <p><u>Year 3 Outcomes:</u> 47 people (29 households) access services, healthcare, and housing through the Veteran Single-Point Entry system at the Community Based Outpatient Clinic (CBOC) in Hillsboro. Housing programs include HUD-VASH (22 households) and The Knoll Project-based Section 8 (7 households).</p>				
3.7	Increase <i>Child Care for Homeless Children</i> resources.	a) Provide child care funds to leverage the Bridges To Housing Program. b) Integrate access to child care into homeless programs through the Employment Related Day Care Program.	Year 1-10	1. Number of homeless households who resolve homelessness through participation in this resource.
<p><u>Year 1 Outcomes:</u> 2 households participating in the Bridges To Housing program received child care services to support parent job search/employment opportunities.</p> <p><u>Year 2 Outcomes:</u> 18 households participating in HopeSpring Transitional Program and 2 households participating in Bridges To Housing received child care services to support parent job search/employment.</p> <p><u>Year 3 Outcomes:</u> 27 households to include 19 households HopeSpring Transitional Program and 8 households in Bridges To Housing programs receive subsidized child care services.</p>				

GOAL 3: LINK PEOPLE TO APPROPRIATE SERVICES AND REMOVE BARRIERS

ID	TASK NAME	METHODS	START- END DATE	MEASURES OF IMPACT
3.8	Increase <i>Transportation</i> resources serving homeless persons.	a) Identify transportation resource partners b) Investigate resources that can be targeted to homeless persons. c) Distribute listing of transportation resources to homeless advocates and service providers.	Year 1 Year 2	1. Information and Referral resources identified, with access to resources implemented in a communitywide information and referral resource database; e.g. 211info.
<p><u>Year 1 Outcomes:</u> Presentation at the October 2008 HSSN meeting regarding <i>Rise Wise</i> and <i>Ride Connection</i> programs. Data was not collected on how many homeless persons access these two programs.</p> <p><u>Year 2 Outcomes:</u> 211info Information and Referral Agency is the source for maintaining resource contacts. A list of resources was emailed to HSSN.</p>				
3.9	Establish closer <i>Links Between Housing Programs and Food and Nutrition Programs</i> .	a) Identify housing sites with target populations of low-income and formerly homeless persons and expand program to reach those populations.	Year 1-10	1. Number of meals provided to homeless and low-income persons whom emergency needs are met through access to this resource.
<p>Baseline Data: 127,000 meals served in 2007</p> <p><u>Year 1 Outcomes:</u> 209,743 meals served in 2008</p> <p><u>Year 2 Outcomes:</u> 220,017 meals served in 2009</p> <p><u>Year 3 Outcomes:</u> 273,300 meals served in 2010</p>				
3.10	Develop and implement a <i>Unified Housing Screening Policy</i> that will reduce barriers to access housing by homeless persons.	a) Develop policy and procedures tied to Risk Mitigation Pool strategy. b) Implement policy.	Year 1 Year 2-10	1. Number of homeless individuals who resolve homelessness through participation in this resource.
<p><u>Year 1 Outcomes:</u> The HSSN Mental Health and Special Needs Subcommittee is reviewing models and national best practices.</p> <p><u>Year 2 Outcomes:</u> No progress.</p> <p><u>Year 3 Outcomes:</u> Aligned with risk mitigation model program discussion (see Strategy 2.5)</p>				

GOAL 4: INCREASE INCOME SUPPORT AND ECONOMIC OPPORTUNITIES

ID	TASK NAME	METHODS	START- END DATE	MEASURES OF IMPACT
4.1	<i>Increase Income Self-sufficiency</i> through a housing rental assistance, employment and mental health services model focused on Housing and Employment Linking Partnership (HELP Program).	<p>a) Sustain program through new funding resources to include foundation, business, community, and public partnerships. United Way funding expires 6-30-2009.</p> <p>b) Expand HELP Program from 75 clients to 150 clients annually and offer program in two locations.</p>	Year 1	1. Number of homeless people that increase their income making it more feasible to exit homelessness.
<p>Baseline Data: 75 clients <u>Year 1 Outcomes:</u> 66 clients <u>Year 2 Outcomes:</u> 84 clients NOTE: This is the last year of the program as sustainable funding was not secured. By September 2010, clients will either graduate from the program or transition to other program.</p>				
4.2	<i>Increase Income Self-sufficiency</i> for persons with disabilities and persons who experience significant barriers in obtaining and retaining employment.	<p>a) Sustain Supported Employment Program for individuals with severe mental illness, an inter-agency partnership that brings together resources to help homeless individuals obtain and keep a job.</p> <p>b) Develop Supported Employment Program model for individuals experiencing barriers to obtain and retain employment; e.g. – community corrections.</p> <p>c) Attract employers with assurance of job-based support (Job Coach) for homeless employees.</p>	Year 1-10	<p>1. Increase the likelihood that formerly homeless obtain and retain employment, can afford housing costs, and avoid future episodes of homelessness.</p> <p>2. Number of homeless people that increase their income making it more feasible to exit homelessness.</p>
<p><u>Year 1 Outcomes:</u> 267 total = 106 clients LifeWorks NW, 57 clients Luke-Dorf, Inc., 104 clients Sequoia Mental Health Services. <u>Year 2 Outcomes:</u> 232 total = 90 clients LifeWorks NW, 71 clients Luke-Dorf, Inc., and 71 clients Sequoia Mental Health Services. <u>Year 3 Outcomes:</u> 115 clients obtained employment, to include 68 clients from LifeWorks NW, and 47 clients from Luke-Dorf, Inc. Washington County received \$71,000 in state General Fund supporting the three mental health nonprofit providers through December 2010, at which time Luke-Dorf, Inc. and Sequoia MHS Inc. ended their programs. Lifework NW continues to administer the program, with a Year 3 program cost estimated at \$279,000.</p>				

GOAL 4: INCREASE INCOME SUPPORT AND ECONOMIC OPPORTUNITIES

ID	TASK NAME	METHODS	START- END DATE	MEASURES OF IMPACT
4.3	Reduce Barriers in Accessing SSI/SSDI benefits for people who are homeless.	a) Identify SSI/SSDI point of contact per agency that will complete applications and receive ongoing training provided by SSA. Provide training to case workers and advocates.	Year 1-10	1. Number of attendees at training workshops hosted by the Social Security Administration. 2. Number of homeless households that increase their income and access Medicaid making it more feasible to exit homelessness.
4.3.b		b) To improve efficiencies in filing applications, resulting in a reduction of appeals and delay in benefits, work with OR-DHS to provide SSI/SSDI Outreach, Access and Recovery (SOAR) training to service providers in Washington County.		
4.3.c		c) Identify and implement SSI/SSDI application specialists who function as a core team in preparing and processing SSI/SSDI applications. Recommend members of the team include Jail and Hospitals to assist individuals prior to release.	Year 2-10	
<p>4.3 and 4.3.b <u>Year 1 Outcomes:</u> Social Security Administration provided training to case workers: 11/2008 SSI Basics, T2 and SSI Benefits (30 attendees); 5/2009 SSI Basics, T2/T16 Comparison (60 attendees). <u>Year 2 Outcomes:</u> 7 households access Medicaid, 54 households access SSI/SSDI benefits at exit from Transitional and Permanent Supportive Housing programs. Training on 11/18/2009 on Social Security Work Incentive Program and SSI Basics (40 attendees); SSI/SSDI for Veterans and SSI Basics (15 attendees). <u>Year 3 Outcomes:</u> 26 households access Medicaid, 56 households access SSI/SSDI benefits at exit from Transitional and Permanent Supportive Housing programs. Training: 11/10/2010 - Understanding Technical and Medial Rules for Eligibility; and 5/24/2011 - SSI/SSDI Basics, Eligibility and Filing On Line.</p>				
<p>4.3.c <u>Year 2 Outcomes:</u> No progress <u>Year 3 Outcomes:</u> No progress</p>				
4.4	Implement strategies identified and develop new Income Support Initiatives and Partnership.	a) Develop a HSSN Income Subcommittee chartered to carry for the strategies of this plan for implementation and create new initiatives and strategies to address current needs of the homeless within current economic climate.	Year 1	1. Formation of the Subcommittee. 2. Successful implementation of strategies and development of new strategies and system to enhance employment opportunities.
<p><u>Year 1 Outcomes:</u> HSSN Income Subcommittee formed to include public and nonprofit representations, meetings are held quarterly.</p>				

GOAL 5: EXPAND DATA COLLECTION

ID	TASK NAME	METHODS	START- END DATE	MEASURES OF IMPACT
5.1	<i>Expand the # of Homeless Management Information System (HMIS) Users to ensure a comprehensive data compilation of homeless persons accessing services.</i>	a) Implement requirement that all projects associated with strategies outlined in this plan participate in HMIS.	Year 1-10	1. Extent of compliance with this requirement.
<p>Baseline Data: 10 User License Agencies <u>Year 1 Outcomes:</u> 11 User License Agencies <u>Year 2 Outcomes:</u> 12 User License Agencies <u>Year 3 Outcomes:</u> 13 User License Agencies (50 user licenses)</p>				
5.2	<i>Expand the HMIS Data Collection Variables to include activities identified in the Washington County 10-Year Plan to End Homelessness will be reported to the county's Continuum of Care governance body.</i>	a) Implementation of the 10-Year Plan activities through the HSSN, to include HMIS reporting. b) Information sharing on best practices, local efforts, and program outcomes.	Year 1-10	1. Extent of variables that are tracked by HMIS.
<p><u>Year 1 Outcomes:</u> HMIS used to ensure non-duplication in 2009 point-in-time homeless count. HMIS data used to prepare the Year 1 Homeless Assessment Report for the 10-Year Plan. <u>Year 2 Outcomes:</u> HMIS quality standards are improving. Data used to complete Project Homeless Connect homeless interviews, the Point-In-Time Homeless Count, the national Annual Homeless Assessment Report (AHAR) to Congress, and the local Homeless Assessment Report for Year 2. <u>Year 3 Outcomes:</u> See Year 2 Outcomes. In addition, Community Action has implemented HMIS data collection for various other programs to include: Opening Doors, Healthy Start, and Children Care Resource and Referral. ServicePoint software upgrade scheduled in Year 4 to expand data variables tracked.</p>				
5.3	<i>Annual analysis on Intervention Impact of Programs and Systems for consideration of continued implementation and/or re-model of programs to better meet needs of homeless persons.</i>	a) Develop a 10-Year Plan Advisory Committee. b) Develop and implement Criteria Evaluation process.	Year 1-10	1. Extent of data analysis produced.
<p><u>Year 1 Outcomes:</u> Homeless Plan Advisory Committee (HPAC) formed and appointed by the Board of County Commissioners December 16, 2008. http://www.co.washington.or.us/Housing/upload/3a-BC-HPAC-Bylaws-2-3-2009-FINAL.pdf <u>Year 2 Outcomes:</u> HPAC convened 9/17/2009, 1/21/2010, and 4/22/2010 to receive reports on 10-Year Plan implementation, address funding resources, and prioritize/champion strategies. <u>Year 3 Outcomes:</u> HPAC convened 9/23/2010, 1/20/11, 4/28/11, and 7/21/11 to receive reports on systemic issues leading to homelessness, with action taken to develop policy and funding priorities.</p>				

GOAL 5: EXPAND DATA COLLECTION

ID	TASK NAME	METHODS	START- END DATE	MEASURES OF IMPACT
5.4	Increase <i>US Congressional Awareness</i> of local homelessness through participation in national reporting efforts to include submitting local data for use in the Annual Homeless Assessment Report (AHAR).	a) Participate in AHAR. b) Brief HSSN on AHAR data analysis.	Year 1-10	1. Extent of compliance with this requirement.
<p>Year 1 Outcomes: Participated in Annual Homeless Assessment Report (AHAR) to Congress. First time participation from Washington County. To view a copy of the AHAR prepared by HUD, visit http://www.hudhre.info/documents/4thHomelessAssessmentReport.pdf</p> <p>Year 2 Outcomes: Participated in AHAR to Congress. To view a copy of the 5th AHAR, visit http://www.hudhre.info/documents/5thHomelessAssessmentReport.pdf</p> <p>Year 3 Outcomes: Participated in AHAR to Congress. To view a copy of the 6th AHAR, visit http://www.hudhre.info/documents/2010HomelessAssessmentReport.pdf</p>				
5.5	Use <i>Homeless Data Collection</i> to identify and develop annual 10-Year Plan goals and action steps.	a) Annual goals defined and action steps developed for implementation.	Year 1-10	1. Extent of data analysis produced.
<p>Year 1 Outcomes: HSSN adopted annual Work Plan in support of the 10-Year Plan. http://www.co.washington.or.us/Housing/10-year-plan-to-end-homelessness.cfm</p> <p>Year 2 Outcomes: HSSN adopted annual Work Plan. http://www.co.washington.or.us/Housing/upload/2_Yr_Work_Plan_2009_2010.pdf</p> <p>Year 3 Outcomes: HSSN adopted annual Work Plan. http://www.co.washington.or.us/Housing/upload/YEAR-3-WORK-PLAN-Final.pdf</p>				

GOAL 6: IMPLEMENT PUBLIC EDUCATION ON HOMELESSNESS

ID	TASK NAME	METHODS	START- END DATE	MEASURES OF IMPACT
6.	Create new and build upon current community-based citizen, private, public and nonprofit <i>Community Partnerships to End Homelessness</i> .	a) Presentation at public forums, Chamber of Commerce, and Media.	Year 1-10	1. Extent of volunteerism and citizen group activism to address homelessness.
<p><u>Year 1 Outcomes:</u> Presentation to the Public Affairs Forum on 10-Year Plan (11/24/2008). Oregonian article on the 10-Year Plan – A Roof Over Every Head (6/11/2009).</p> <p><u>Year 2 Outcomes:</u> Presentation on homelessness to Hillsboro Police, Calvin Lutheran Church (Tigard) and Community Organizations Active in Disaster (COAD) on homelessness, the CoC, and Severe Weather Shelter Program.</p> <p><u>Year 3 Outcomes:</u> Share The Love event sponsored by FamilyBridge (2/5/2011).</p>				
6.2	Provide annual <i>Update on 10-Year Plan</i> activities, outcomes and homeless data trends to local governments and make available to the public.	a) Fiscal year-end report prepared and presented to local government and Leadership Focus Group. b) Post on county website. c) Present to HSSN.	Year 1-10	1. Extent to which reports are produced and disseminated on schedule.
<p><u>Year 1 Outcomes:</u> Quarterly Reports posted on website. 2009 Homeless Assessment Report – Year 1: A Summary of Outcomes and Challenges (publication to occur 9/2009)</p> <p><u>Year 2 Outcomes:</u> Work Plan reports are updated quarterly by the HSSN. The quarterly reports and 2010 Homeless Assessment Report are available online at</p> <p><u>Year 3 Outcomes:</u> Work Plan reports are updated quarterly by the HSSN. The quarterly reports and 2011 Homeless Assessment Report are available online at http://www.co.washington.or.us/Housing/10-year-plan-to-end-homelessness.cfm</p>				
6.3	Develop a <i>Public Education Campaign</i> to de-mystify homelessness.	a) Conduct homeless forum and roundtable discussions with elected officials and leaders of the community.	Year 1-10	1. Number of public events and level of participation.
<p><u>Year 1 Outcomes:</u> Interfaith Committee on Homelessness hosted west-county forum to address gaps in resources (5/30/2009)</p> <p><u>Year 2 Outcomes:</u> Times Are Tough: Become Equipped to Respond Forum with 150 attendees (9/26/2009); Oregon Interfaith Summit on Homeless Children and Families with 250 attendees (6/24/2010).</p> <p><u>Year 3 Outcomes:</u> A Helping Hand: Business Community Role Town Hall with estimated 50 attendees (6/4/2011), hosted by the Interfaith Committee on Homelessness.</p>				

Appendix B

Oregon Department of Education

Students Experiencing Homelessness

Definitions of Homeless Children and Youth.....	38
Homeless Students by School District (Washington County)	39
Homeless Students in Oregon.....	40

HOMELESS STUDENTS IN WASHINGTON COUNTY SCHOOLS

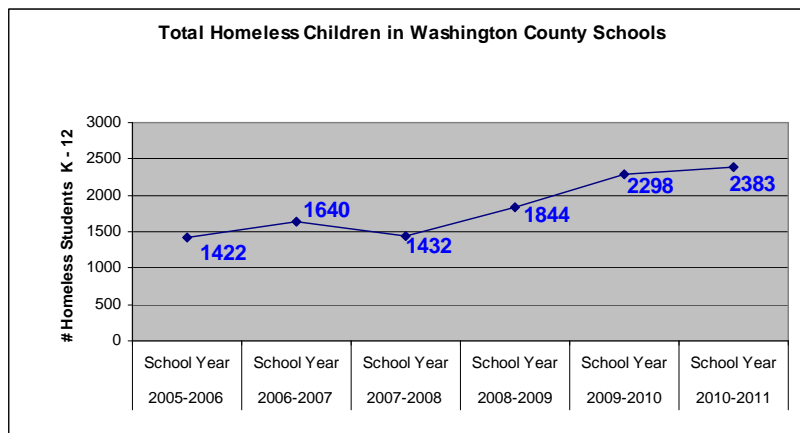
Definitions of Homeless Children and Youth

The Education for Homeless Children and Youth (EHCY) program is part of the No Child Left Behind Act and is more commonly called “the McKinney-Vento Homeless Education Program”. Each school district is required to have a McKinney-Vento Homeless Liaison to assist children and youth experiencing homelessness to enroll in, attend, and succeed in school. Liaisons ensure students are enrolled in school, have the supplies they need and provide referrals to the community services for shelter, health care and counseling. This effort includes data reporting to state and federal officials.

As provided by the McKinney-Vento Homeless Student Liaison, the data below reflects those homeless children and youth (Kindergarten through 12 grade) who lack a fixed, regular and adequate nighttime residence, and includes children and youth who:

- *are sharing the housing of other persons (“doubled-up”) due to loss of housing, economic hardship, or a similar reason;*
- *are living in motels, hotels, trailer parks, or camping grounds due to the lack of adequate alternative accommodations;*
- *are living in emergency or transitional shelters;*
- *are abandoned in hospitals; or*
- *are awaiting foster care placement;*
- *have a primary nighttime residence that is a public or private place not designed for or ordinarily used as a regular sleeping accommodation for human beings;*
- *are living in vehicles, parks, public spaces, abandoned buildings, substandard housing, bus or train stations, or similar settings; and*
- *are migrant children and youth (as defined under NCLB Title IC – Migrant Education) who qualify as homeless for the purposes of this subtitle because the children are living in circumstances described above.*

The Oregon Department of Education reports the following homeless students in Washington County:



Homeless Students by School District (Washington County)

HOMELESS STUDENT COUNT (K-12): SCHOOL YEAR 2010-2011
Total = 2,383 students in Washington County

The Oregon Department of Education reports 462+ unaccompanied homeless students, of which 360 unaccompanied students are reported in the Beaverton School District. A reduction in student homelessness is reported in the Forest Grove and Tigard-Tualatin school districts.
Note: * indicates data suppressed if under 6 students for confidentiality.

School District	2006-2007	2007-2008	2008-2009	2009-2010	2010-2011	2010-2011 Unaccompanied Youth
	School Year	School Year	School Year	School Year	School Year	
	1,640	1,432	1,844	2,298	2,383	470
Banks	2	0	5	2	8	*
Beaverton	1,093	973	1,114	1,580	1,584	360
Forest Grove	75	66	104	146	140	35
Gaston	7	8	13	14	18	*
Hillsboro	387	310	403	403	463	65
Sherwood	18	34	35	60	95	*
Tigard-Tualatin	58	41	170	93	75	*

Source: Oregon Department of Education, September 2011

Homelessness as a percent (%) of School District total Student Enrollment

School District	2009-10	2009-10	% Homeless	2010-11	2010-11	% Homeless
	School Year Total Enrollment	School Year Total Homeless		School Year Total Enrollment	School Year Total Homeless	
	83,655	2,298	2.74%	83,914	2,383	2.83%
Banks	1,190	2	0.17%	1,154	8	.69%
Beaverton	37,950	1,580	4.16%	38,571	1,584	4.11%
Forest Grove	5,889	146	2.47%	5,789	140	2.42%
Gaston	478	14	2.93%	458	18	3.93%
Hillsboro	20,714	403	1.95%	20,821	463	2.22%
Sherwood	4,748	60	1.26%	5,039	95	1.89%
Tigard-Tualatin	12,686	93	0.73%	12,082	75	.62%

Source: District Total Student Enrollment data provided by District McKinney-Vento Liaisons, September 2011

Homeless Student data provided by Oregon Department of Education, September 2011

Tri-County Comparison

County	2009-2010	2010-2011	% + / -
	School Year	School Year	
Clackamas	1,283	1,542	20.1%
Washington	2,298	2,383	3.7%
Multnomah	2,897	3,357	15.8%

Homeless Students in Oregon

HOMELESS STUDENT COUNT (K-12): SCHOOL YEAR 2010-2011

Total = 20,545 students in Oregon

The following is a summary of school districts in Oregon reporting greater than 500 students homeless within the school district.

School Districts With More Than ≥ 500 Students Homeless	2010-2011 Homeless Student Count: Hi to Low
1. Beaverton SD 48J	1,584
2. Medford SD 549C	1,341
3. Portland SD 1J	1,200
4. Reynolds SD 7	859
5. Salem-Keizer SD 24J	800
6. Bend-LaPine SD 1	726
7. Eugene SD 4J	726
8. David Douglas SD 40	611

Source: Oregon Department of Education data, September 2011

Number of Homeless Students in Oregon by School Year

2003-04	8,143
2004-05	11,294
2005-06	13,159
2006-07	15,517
2007-08	15,859
2008-09	18,051
2009-10	19,040
2010-11	20,545

Source: Oregon Department of Education data, September 2011