

DATA ANALYSIS

- Data workgroup met three times in November and December
- Workgroup members included:
 - Crisis line supervisor
 - Crisis team supervisor
 - Sheriff's Office staff
 - NaphCare supervisor
 - Emergency Medical Services
 - Providence St. Vincent
 - Health Share of Oregon
 - Public Health Epidemiology

USING DATA

- Three ways data can inform the project:
 - Describing existing conditions/current state
 - Identifying societal costs of not having an accessible and robust treatment network
 - Using information to inform size, scale and service inclusion within the program model

EXISTING CAPACITY

Service	Current Availability w/in County*	Recommended**	Deviation from Recommended
Sobering Beds	0	No National Data	N/A
Detox Beds	8	37	-78%
Men's Residential	13	112	-88%
Women's Residential	15	74	-80%

*Does not include inpatient care or in-custody treatment services provided by the jail

**National Survey of Substance Abuse Treatment Services (2015), SAMHSA

ST. VINCENT EMERGENCY DEPT. (2016-2019)

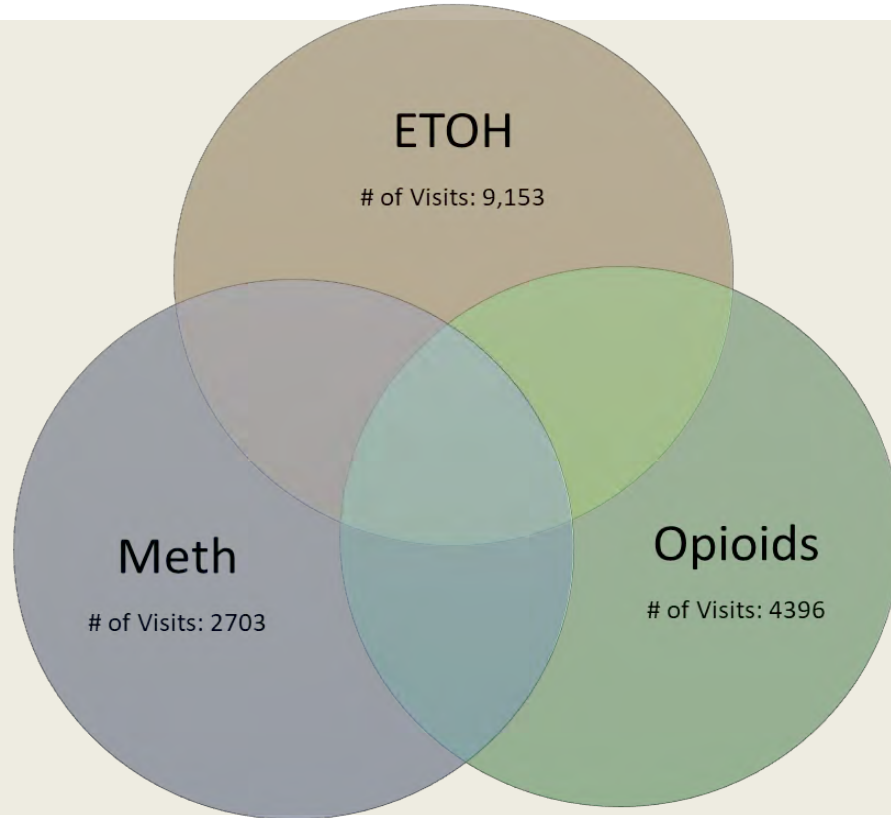
PSV ED Clinical Presentation

	2016	2017	2018	2019	Total
Alcohol	2374	2486	2582	2249	9691
Methamphetamine	709	769	919	864	3261
Opioids	926	935	898	682	3441

PSV ED SUD HOLDS

	2016	2017	2018	2019	Total
Sober Hold or Sober Re-evals in ED	162	241	258	216	877
Identified explicitly w/ Detox need or Dispo to Detox	23	26	26	12	87

ST. VINCENT EMERGENCY DEPT. (2016-2019)



**Total visits:
16,393**

ST. VINCENT EMERGENCY DEPT. (2016-2019)

PSV ED: Dispo by Substance

	Dispo	2016	2017	2018	2019	Total
Alcohol	Admit	920	868	967	879	3634
	AMA/Eloped/LWBS	44	25	39	28	136
	Discharge	1378	1545	1531	1306	5760
	Transfer	32	48	45	36	161
Meth	Admit	211	202	225	183	821
	AMA/Eloped/LWBS	6	7	16	15	44
	Discharge	485	549	663	658	2355
	Transfer	7	10	15	8	40
Opioids	Admit	654	687	621	454	2416
	AMA/Eloped/LWBS	6	6	16	13	41
	Discharge	260	233	254	213	960
	Transfer	6	9	7	2	24

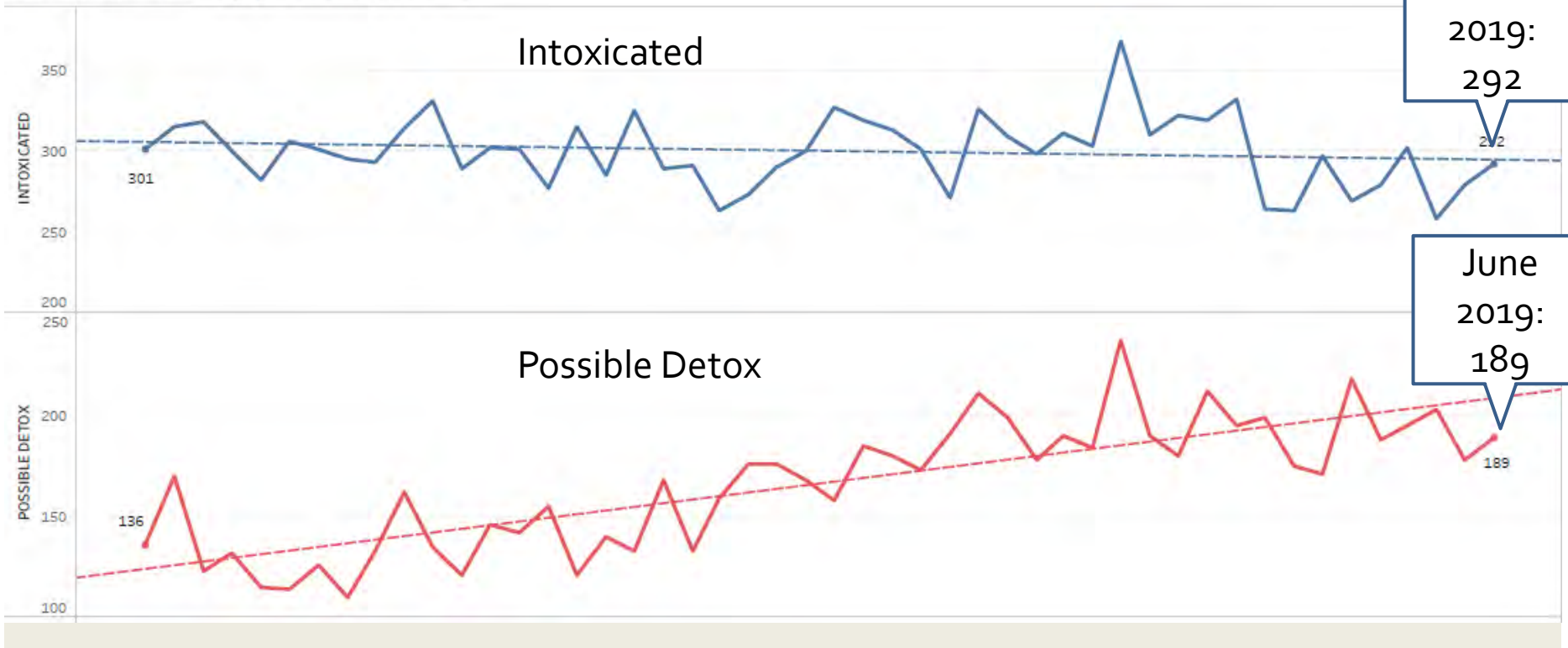
37%
admit

25%
admit

70%
admit

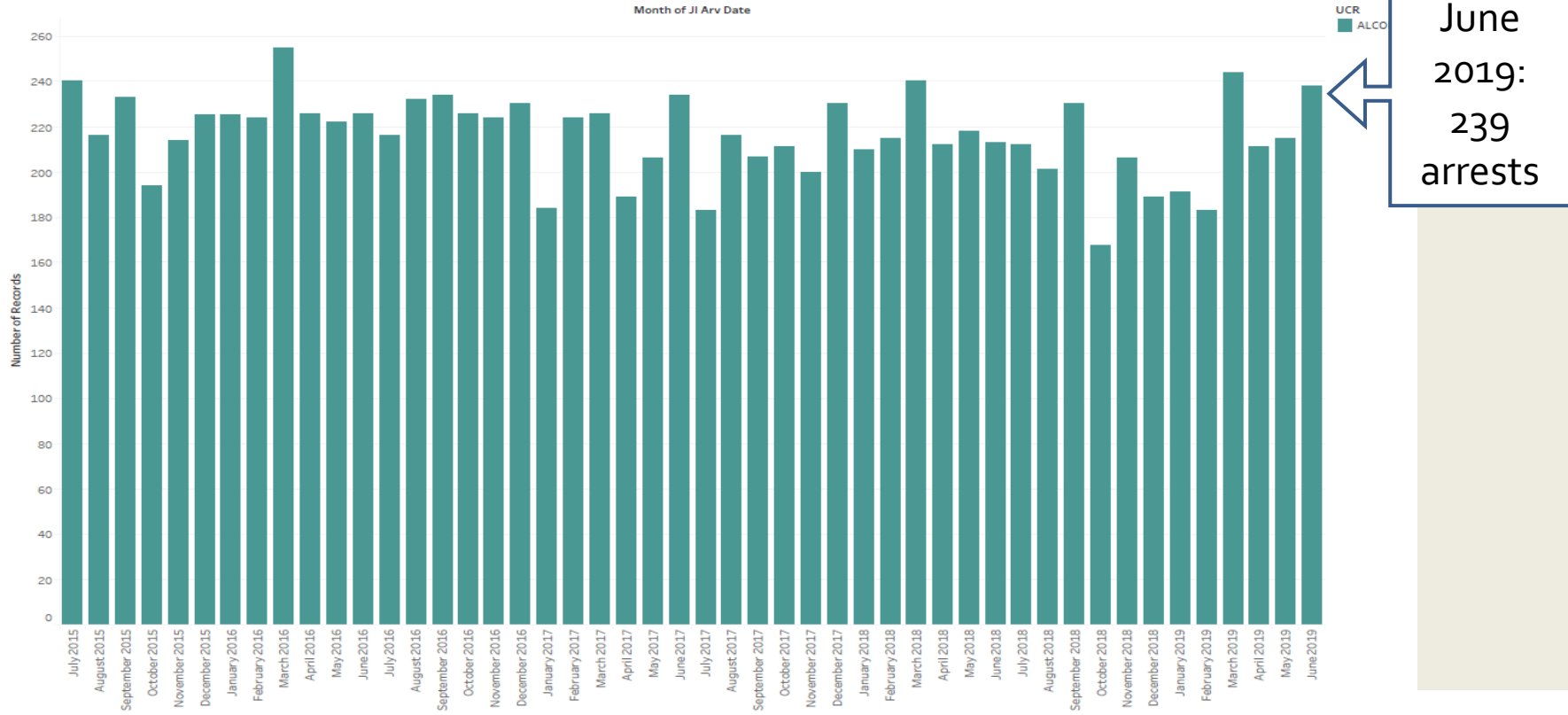
WASHINGTON COUNTY JAIL HEALTH SERVICES

JMS Intake Screen 7/1/2015 to 6/30/2019



CURRENT STATE: DRIVING UNDER THE INFLUENCE OF INTOXICANTS

JMS DUII Charges 7/1/2015 to 6/30/2019



CURRENT STATE: YOUTH SURVEY

- Oregon Student Wellness Survey 2018
- Key measures:

Rode in a car with an adult who'd been drinking		Used illicit drugs (excluding marijuana) in past 30 days		Used Alcohol at least once in past 30 days		Binged on alcohol at least once in the past 30 days	
6th	8%	6th	1%	6th	3%	6th	<1%
8th	11%	8th	5%	8th	11%	8th	3%
11th	10%	11th	17%	11th	24%	11th	12%

SOCIETAL COSTS: CHILD WELFARE

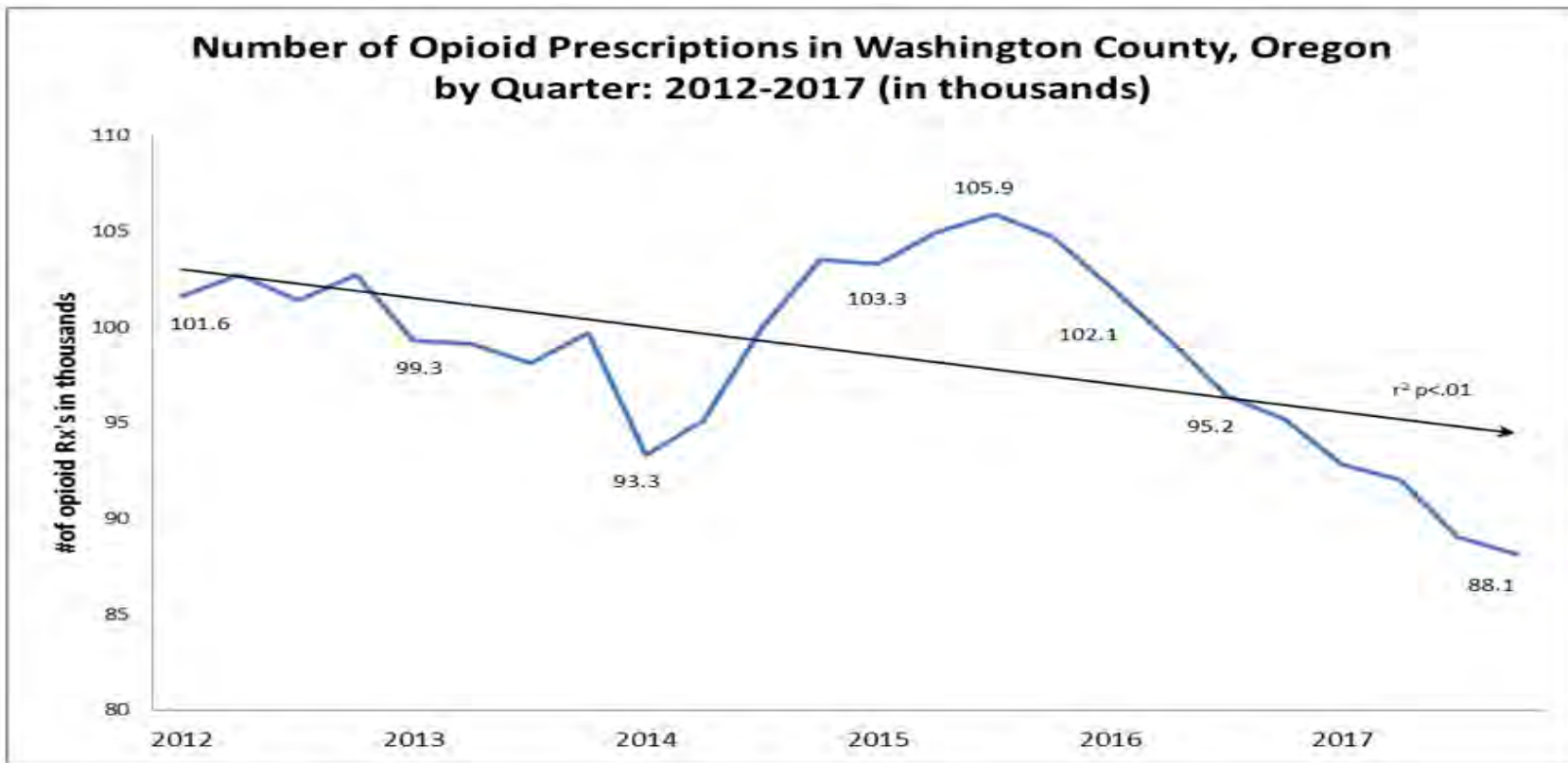
- Statewide, parent drug abuse contributed significantly to children being placed in foster care.

Removal Reason	FFY 2016		FFY 2017		FFY 2018	
	Number	% of Entrants	Number	% of Entrants	Number	% of Entrants
Neglect Abuse	2708	71.1%	2856	70.3%	2373	66.3%
Parent Drug Abuse	1880	49.4%	2133	52.0%	1671	46.7%
Inadequate Housing	578	15.2%	698	17.2%	706	19.7%
Domestic Violence	463	12.2%	622	15.3%	671	18.7%
Physical Abuse	502	13.2%	557	13.7%	571	16.0%
Inability to Cope	652	17.1%	566	13.9%	512	14.3%
Parent Alcohol Abuse	359	9.4%	535	13.2%	422	11.8%

INFORMING CLINICAL DESIGN: OTHER DATA

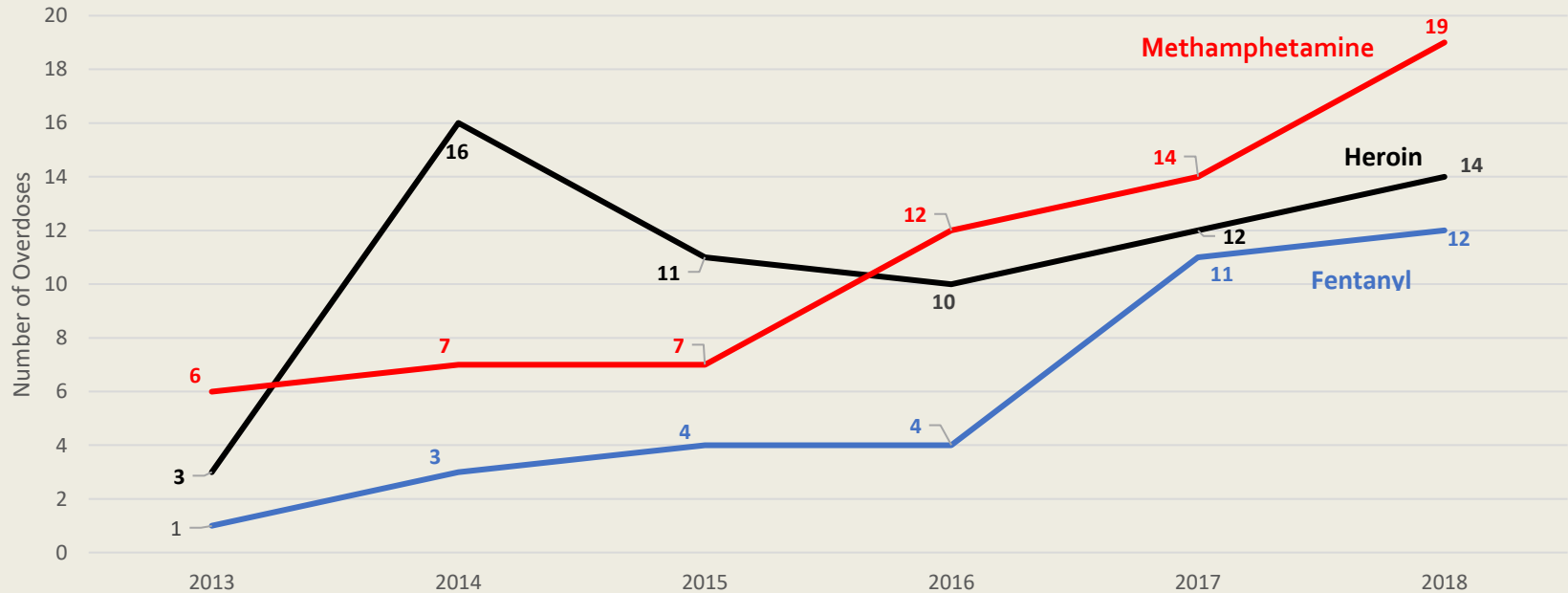
- Approximately 10.4% of calls to the Washington County crisis line resulted in a referral to substance use treatment services
- Washington County had over 300 transports to Hooper sobering in 2017
- On any given day, 10 inmates are on detox protocols in the Washington County jail

INFORMING CLINICAL DESIGN: PRESCRIPTION DRUG MONITORING



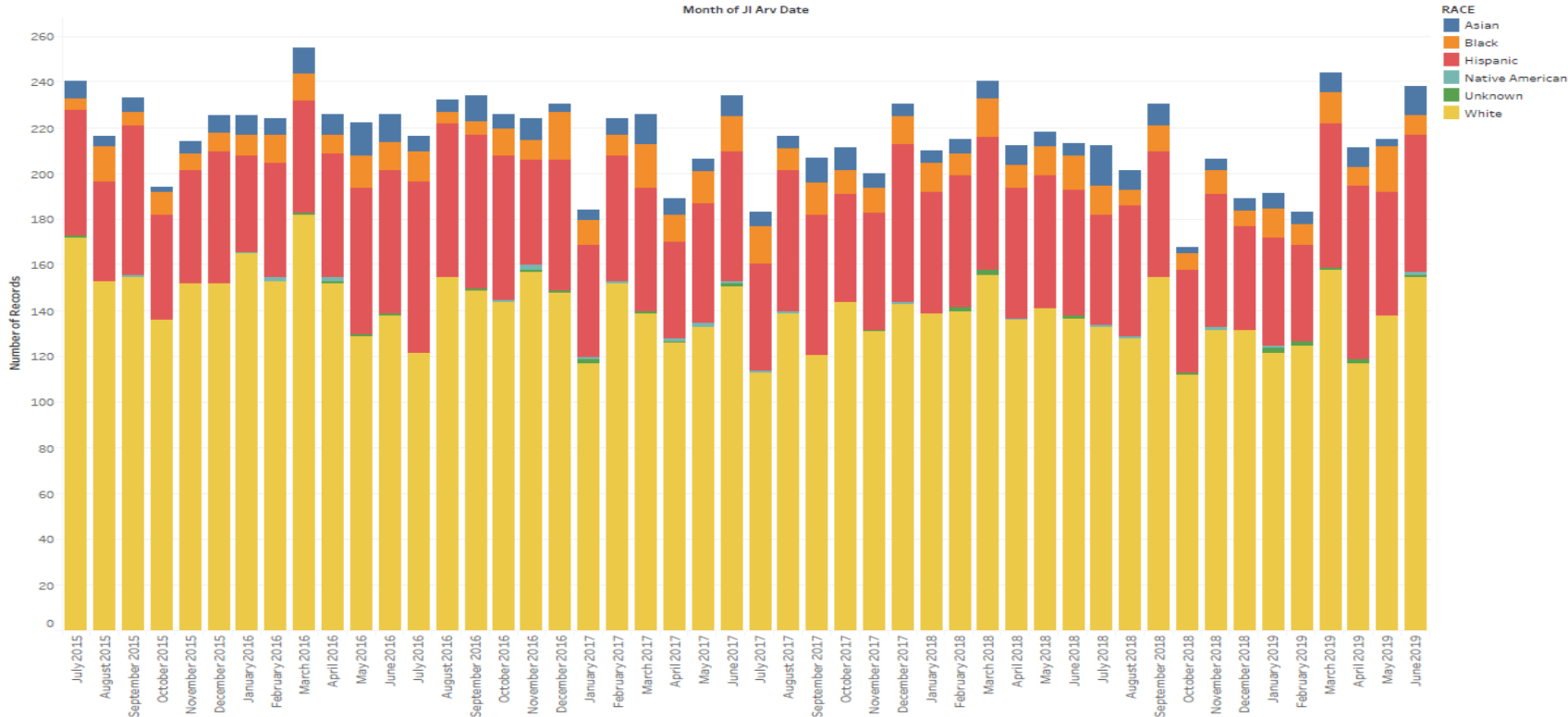
SOCIETAL COSTS: COMMUNITY OVERDOSES

Number of Overdose Deaths by Substance in Washington County, Oregon: 2013-2018



INFORMING CLINICAL DESIGN: CULTURAL CONSIDERATIONS

JMS DUII Charges (By Race) 7/1/2015 to 6/30/2019



INFORMING CLINICAL DESIGN: RESIDENTIAL ACCESS

- % of Health Share members who had to leave the county to access residential services
 - Males: XX%
 - Females: XX%
- Average time for a bed to become available

WHAT DID WE LEARN?

- Data is nuanced:
 - 145 Naloxone doses administered by EMS does not equal 145 overdoses
 - Confidentiality laws limit data analysis (APAC data doesn't include SUD treatment)
 - Other?