



Washington County & Service District for Lighting No. 1

Budget Committee Meeting

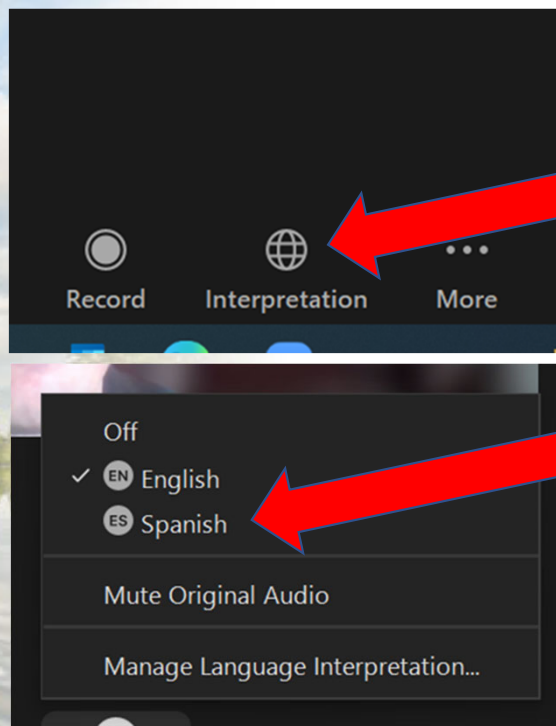
Fiscal Year 2023-24

| May 11, 2023

County Administrative Office / Finance Department



Welcome



Language Interpretation

For attendees needing Spanish interpretation, please select the globe icon at the bottom of the screen and select Spanish.



Welcome

www.washingtoncountyor.gov



[Home](#) > [Finance](#)

Budget

Overview for County Budget pages

Budget Process

The Washington County annual budget process is guided by the State of Oregon's Local Budget Law. The law establishes standard procedures for preparing, presenting and administering the budget, and provides for citizen involvement in preparing the budget and public exposure of the budget before its formal adoption.

[2023-24 County Budget Process Overview](#) (PDF 1.23 MB)

Budget Committees:

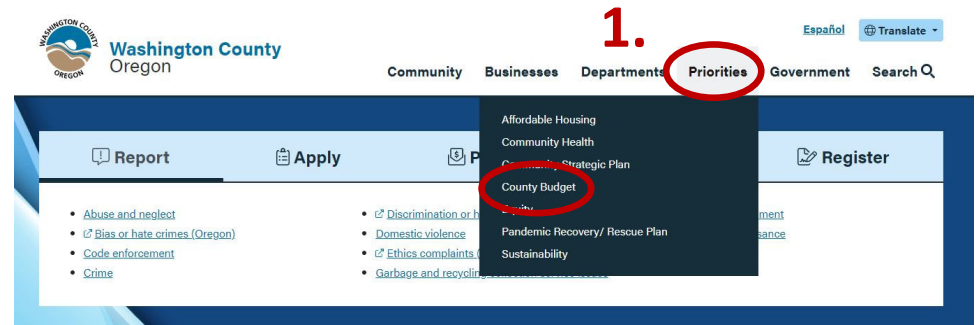
- Washington County Budget Committee
- Service District for Lighting Budget Committee
- ESPD/URMD Budget Committee (Enhanced Sheriff Patrol District/Urban Road Maintenance District)
- North Bethany CSDR Budget Committee (County Service District for Roads)
 - [North Bethany CSDR Subcommittee](#)

Budget Background Video Series

Budget
2015-16 County Budget Reports
2016-17 County Budget Reports
2017-18 County Budget Reports
2018-19 County Budget Reports
2019-20 County Budget Reports
2020-21 County Budget Reports
2021-22 County Budget Reports
2022-23 County Budget Reports
2023-24 County Budget Reports
Cost Allocation Plans

2.

- Find presentation slides in Spanish here.
- Encuentre diapositivas de la presentación en español aquí.





Agenda

1. Welcome/Call to Order
2. FY 2023-24 County Budget Presentation 2 of 2
3. Public Comment
4. Intermission
5. FY 2023-24 Service District for Lighting No. 1
6. Public Comment
7. Next Steps
8. Adjourn meeting



Guidelines for Community Input

Community input will occur toward the end of the meeting so the public can hear and refer to presentations and discussions.

Two minutes per individual, five minutes per organization.



FY 2023-24 Budget Presentation

FY 2023-24 County Budget by Functional Area





FY 2023-24 Budget by Functional Areas



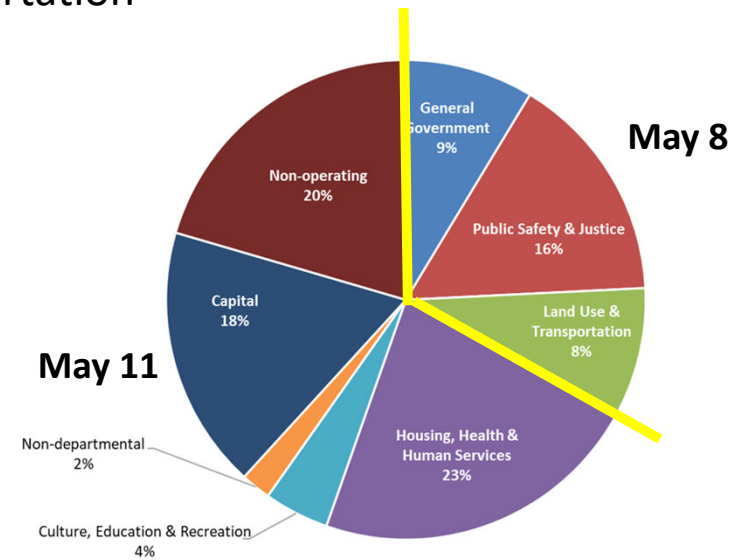
May 8

- General Government
- Public Safety and Justice
- Land Use and Transportation



May 11

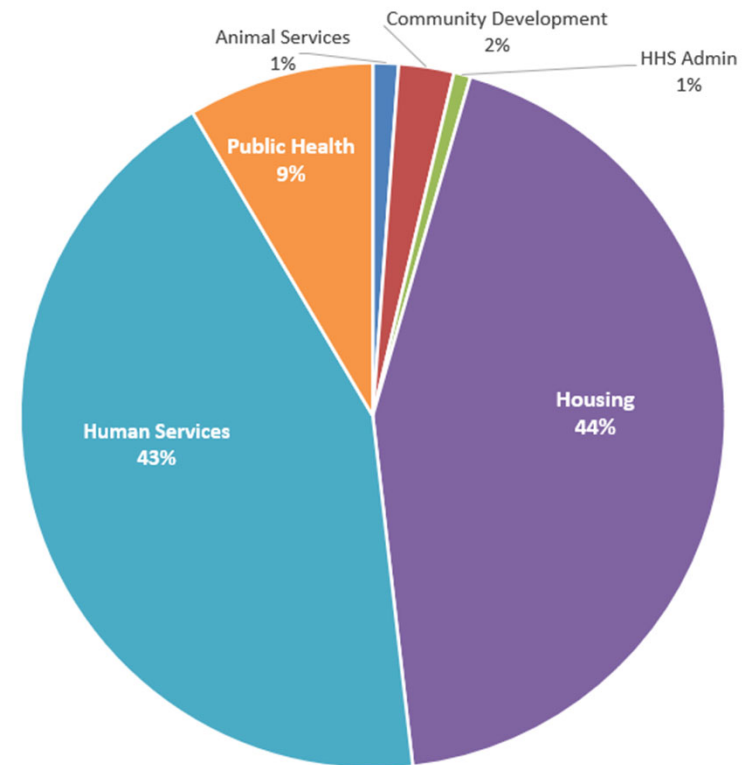
- Housing, Health and Human Services
- Culture, Education and Recreation
- Non-departmental
- Capital
- Non-operating
- SDL No. 1





Housing, Health and Human Services

	<u>Fiscal Year</u>		<u>Change</u>	
	2022-23	2023-24	\$	%
General Fund	\$ 38,378,808	39,785,147	1,406,339	4%
Special Funds	290,692,721	345,077,374	54,384,653	19%
Total	\$ 329,071,529	384,862,521	55,790,992	17%
FTE	505.70	537.50	31.80	6%



Service Areas	Budget
Animal Services	\$ 4,523,629
Community Development	\$ 9,741,340
HHS Admin	\$ 2,965,070
Housing	\$ 168,222,096
Human Services	\$ 166,545,881
Public Health	\$ 32,864,505
Total	\$ 384,862,521



Health and Human Services



- 8 Divisions and Offices
- Important Issues
 - Increasing costs
 - COVID 19 resiliency work continues
 - General Fund reductions

Find the Housing, Health & Human Services section in the Proposed Budget Summary on page 177



Health and Human Services Division Highlights




- Program Highlights
 - Medical Examiners program
 - Solid Waste and Recycling focus on equity
 - Center for Addiction, Triage and treatment (CATT)





Office of Community Development



Community Development Block Grant

Housing Production Opportunity Fund

HOME

Wood Stove Exchange Program



Housing



Housing Services Administration

Affordable Housing Bond Program

Supportive Housing Services Program



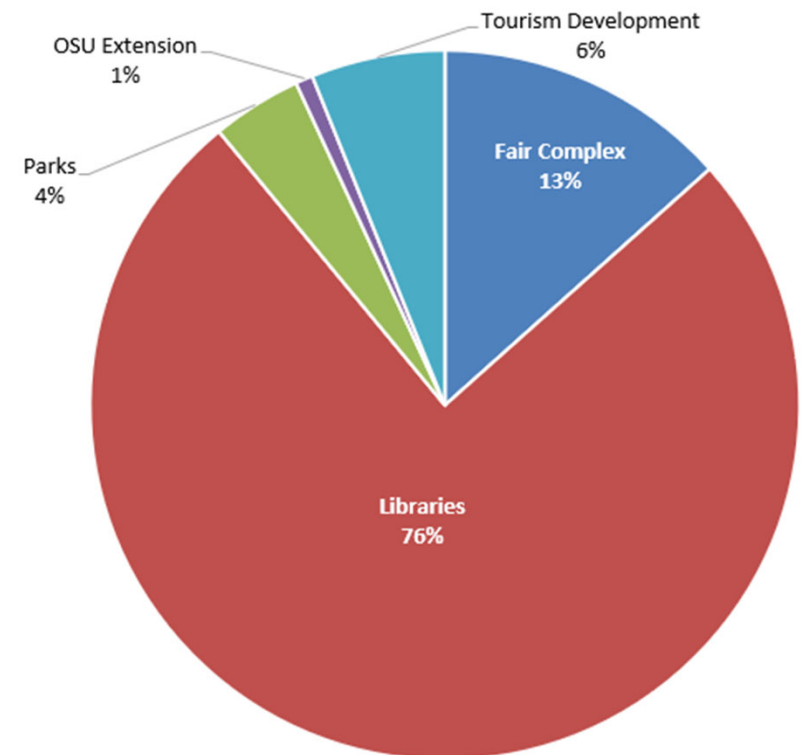
Budget Committee Questions & Discussion





Culture, Education and Recreation

	Fiscal Year		Change	
	2022-23	2023-24	\$	%
General Fund	\$ 2,391,256	3,174,028	782,772	33%
Special Fund	69,166,557	71,331,666	2,165,109	3%
Total	\$ 71,557,813	74,505,694	2,947,881	4%
FTE	70.60	73.00	2.40	3%



Service Areas	Budget
Fair Complex	\$ 9,991,117
Libraries	\$ 56,329,810
Parks	\$ 3,050,127
OSU Extension	\$ 590,640
Tourism Development	\$ 4,544,000
Total	\$ 74,505,694



Culture, Education and Recreation



Cooperative Library Services

- Partnership with 9 cities and 3 non profits to provide library services to community
- Reduction of 2 FTE as a result of organizational restructuring
- Evaluate funding and governance model for sustainable service levels

Find the Culture, Education & Recreation section
in the Proposed Budget Summary on page 218



Culture, Education and Recreation



Westside Commons

- Washington County Fair
- Community Facilities

Wingspan

- Operations and Business Review



Culture, Education and Recreation



Parks

Extension Service



Budget Committee Questions & Discussion

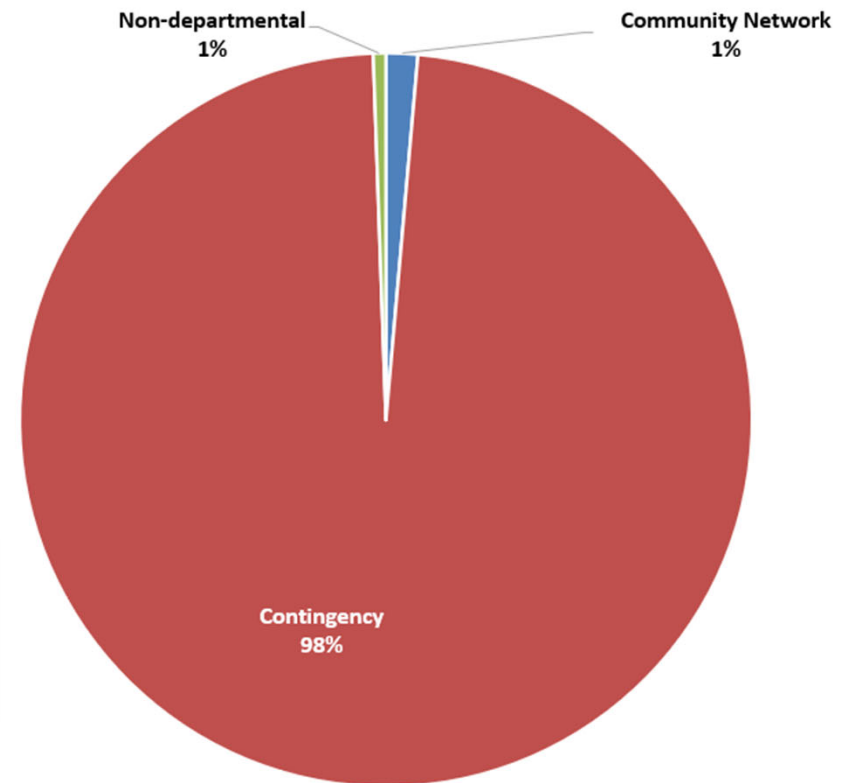




Non-departmental

	<u>Fiscal Year</u>		<u>Change</u>	
	2022-23	2023-24	\$	%
Community Network	825,820	480,294	(345,526)	-42%
Contingency	29,995,876	33,736,152	3,740,276	12%
Non-departmental	284,450	191,173	(93,277)	-33%
Total	31,106,146	34,407,619	3,301,473	11%

Contingency	FY 2022-23	FY 2023-24	Change
Fund 100 - General Fund	29,995,876	33,736,152	3,740,276
Fund 105 - Revenue Stabilization	11,615,582	-	(11,615,582)
Fund 204 - Strategic Investment Program	20,889,701	28,159,201	7,269,500
Total	62,501,159	61,895,353	(605,806)





Non-departmental



- County memberships – page 240
 - Association of Oregon Counties
 - National Association of Counties
 - Government Alliance on Race & Equity
 - Oregon Latinos in Local Government
- Board of Commissioner Community Allocations

→ Non-departmental



Community Network – page 243

- Funds the county contributes as it partners with organizations to address community need
- Direction provided to implement a granting process, in alignment with Board strategic priorities.
- Due to staff capacity, the granting process was not established.
- The proposed budget includes elimination of the maintenance fund allocation.
- The proposed budget includes reduction of 25% to 50% of operations and service fund allocation.
- A granting program will be established, tied to Board strategic goals and launched dependent on county budget capacity.

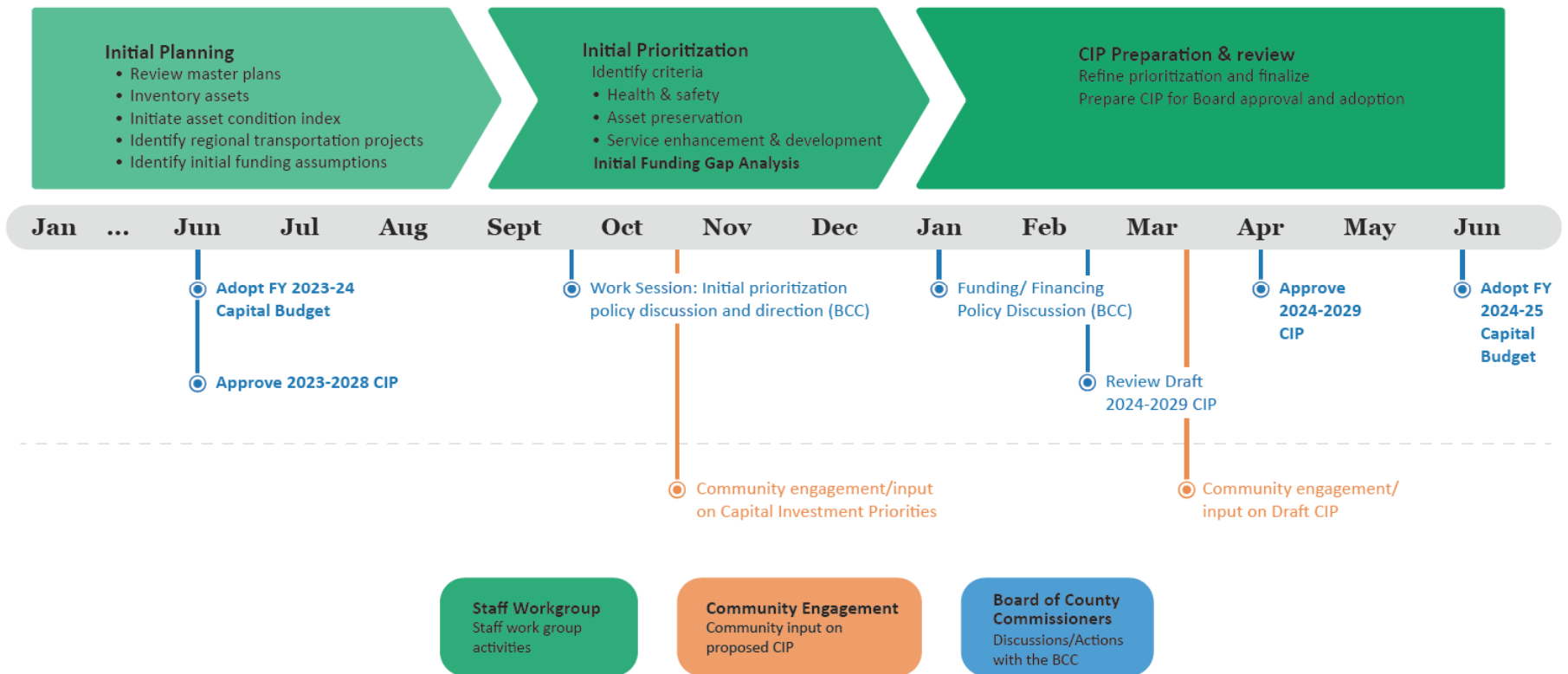


Budget Committee Questions and Discussion



→ Capital Improvement Planning

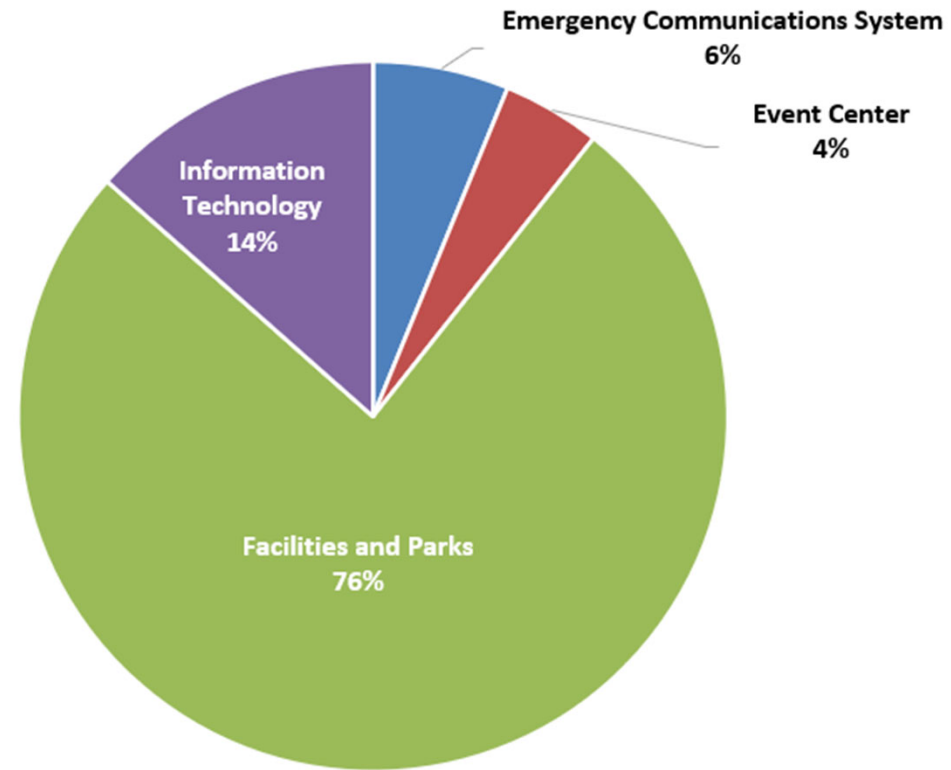
Capital Improvement Program Implementation





Facilities and Technology Capital

	Fiscal Year		Change	
	2022-23	2023-24	\$	%
Emergency Communications System	\$ 6,650,494	3,986,680	(2,663,814)	-40%
Event Center	2,922,096	2,881,926	(40,170)	-1%
Facilities and Parks	44,660,828	48,802,638	4,141,810	9%
Information Technology	8,672,520	8,676,075	3,555	0%
Grand Total	\$ 62,905,938	64,347,319	1,441,381	2%





Facilities and Technology Capital



ITS Capital Projects

- Enterprise Resource Planning Modernization (ERP)

Facilities Capital Projects

- Facilities Condition Assessment
- Building Equipment and Replacement
 - Roof, Heating Ventilation Air Conditioning, Fire & Security Systems, Elevators
- Tenant Improvements
 - Assessment & Taxation, Land Use & Transportation, Community Corrections, Jail, District Attorney, Washington County Cooperative Library Services
- Landscape
 - Sidewalks, Irrigation, Trees



ITS Capital Projects: Enterprise Resource Planning Modernization (ERP)

- Business Case: The County's current ERP infrastructure operates on a framework that was state of the art when implemented over two decades ago. While these systems have been updated several times, the pace of technology and business change has outpaced Washington County's ability to stay current and provide real-time data for effective decision-making without dedicating a tremendous amount of people and financial resources year over year.
- Scope: Replace/modernize decades old ERP infrastructure
- For more information: [ERP Modernization](#)





Facilities and Technology Capital



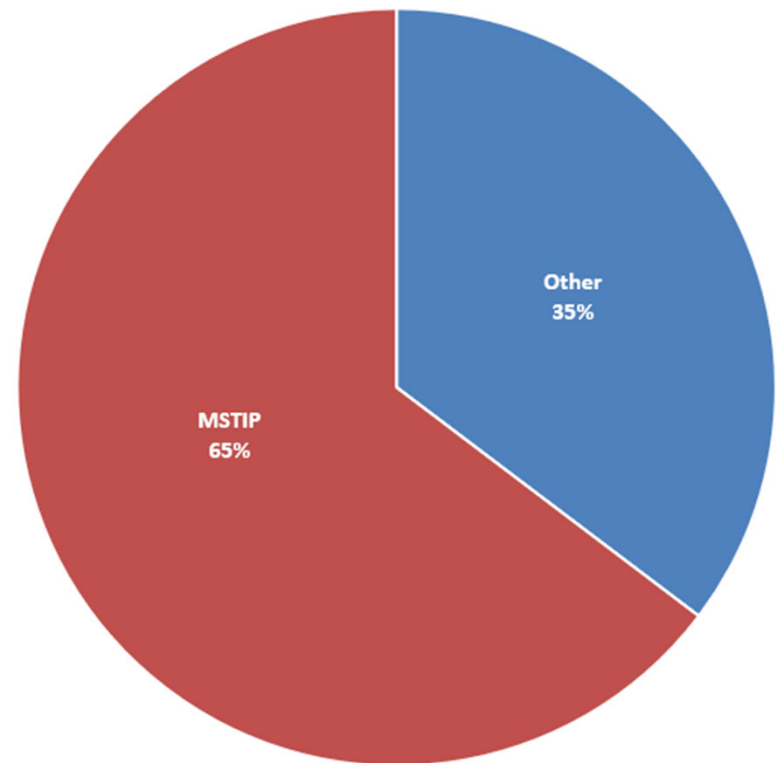
Emergency Communications System

- Voter approved General Obligation Bond in 2016 for \$77,000,000
 - Convert existing 911 system to current technology
 - Improve radio coverage by upgrading current towers/installing more
 - Strengthen facilities to withstand emergencies
 - Expand dispatch center & other county emergency facilities
 - Replace 3,000 analog radios
- Move to new facility has occurred
- Project completion in this next fiscal year



Transportation Capital

	<u>Fiscal Year</u>		<u>Change</u>	
	2022-23	2023-24	\$	%
MSTIP	166,622,903	153,545,427	(13,077,476)	-8%
Other	90,075,541	83,842,575	(6,232,966)	-7%
Total	256,698,444	237,388,002	(19,310,442)	-8%





89 Transportation Capital Projects In Process



Multimodal
Road Improvements
41 Projects



ADA Ramps, Bicycle &
Pedestrian Improvements
28 Projects



Bridge Improvements
5 Projects



Safe Access to Schools, Intelligent
Transportation Systems
15 Projects

→ Transportation Capital



Major Streets Transportation Improvement Program (MSTIP)—Fund 362

Road Capital Projects—Fund 368

Transportation Development Tax (TDT)—Fund 374



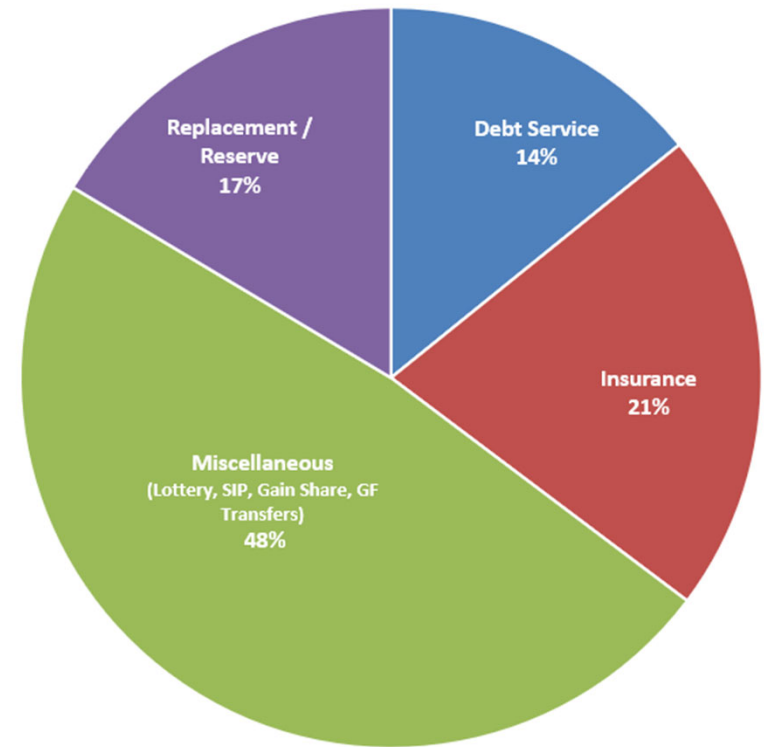
Budget Committee Questions and Discussion





Non-operating

	<u>Fiscal Year</u>		<u>Change</u>	
	2022-23	2023-24	\$	%
Debt Service	53,499,907	49,400,833	(4,099,074)	-8%
Insurance	74,545,154	73,521,830	(1,023,324)	-1%
Miscellaneous	203,588,905	168,342,159	(35,246,746)	-17%
Replacement / Reserve	50,405,920	57,192,161	6,786,241	13%
Total Budget	382,039,886	348,456,983	(33,582,903)	-9%





Non-operating



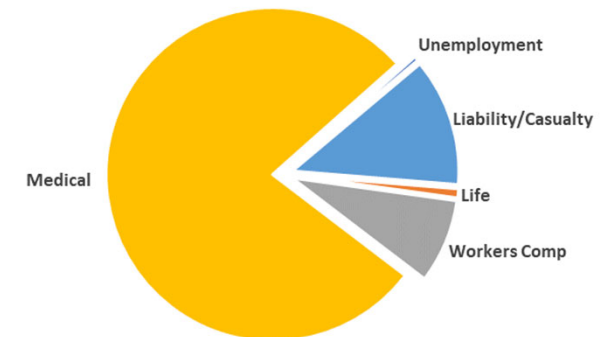
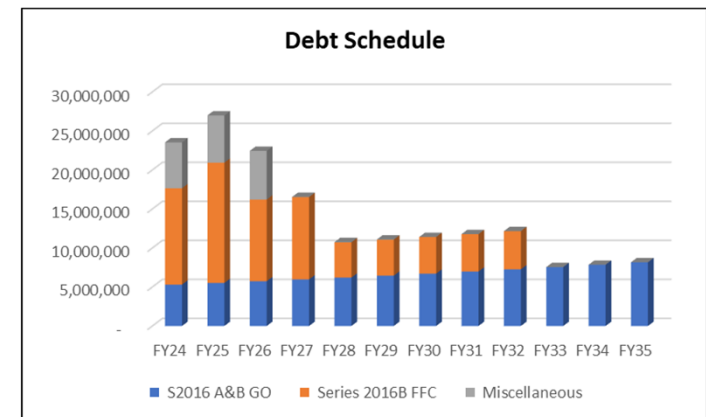
Debt Service

- General Obligation Bonds
- Series 2016B, FF&C
- Miscellaneous Debt

Insurance

- Liability/Casualty Insurance
- Life Insurance
- Workers Comp
- Medical Insurance
- Unemployment Insurance
- PERS Employer Stabilization

Find the Non-operating section in the Proposed Budget Summary on page 271



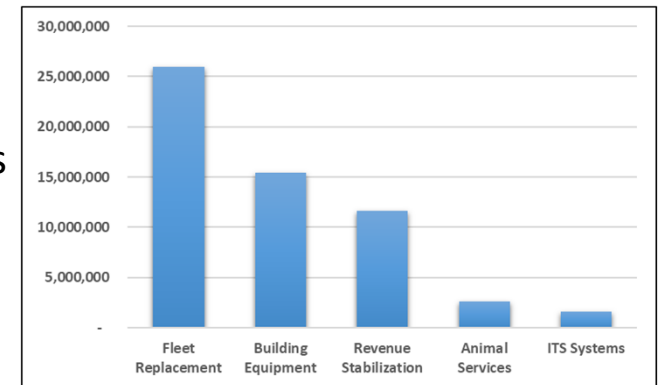


Non-operating



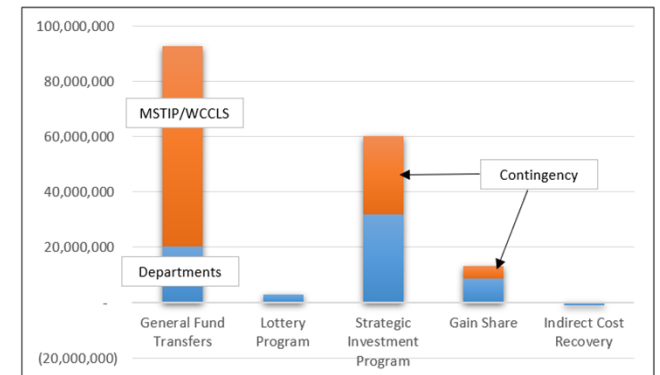
Replacement Reserve

- Revenue Stabilization
- Animal Services Gifts & Donations
- Building Equipment Replacement
- ITS System Replacement
- Fleet Replacement



Miscellaneous

- General Fund Transfers
- Lottery Program
- Strategic Investment Program
- Gain Share
- Indirect Cost Recovery





Budget Committee Questions & Discussion





Guidelines for Community Input


Community input will occur toward the end of the meeting so the public can hear and refer to presentations and discussions.

Two minutes per individual, five minutes per organization.



Intermission

Followed by FY 2023-24 Service District
for Lighting No. 1 Budget Presentation





Service District for Lighting No. 1

FY 2023-24 BUDGET PRESENTATION

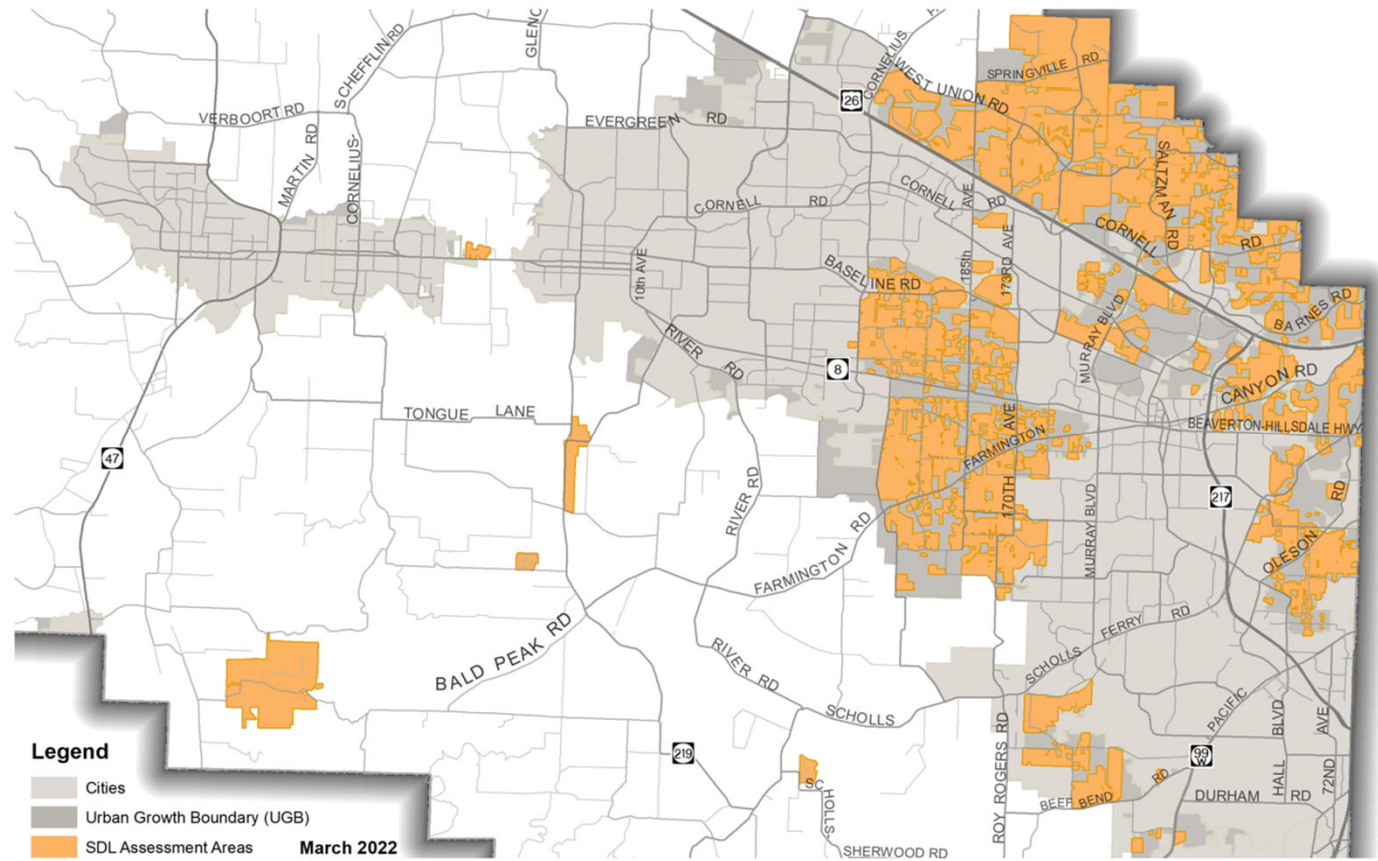
| May 11, 2023

Land Use & Transportation

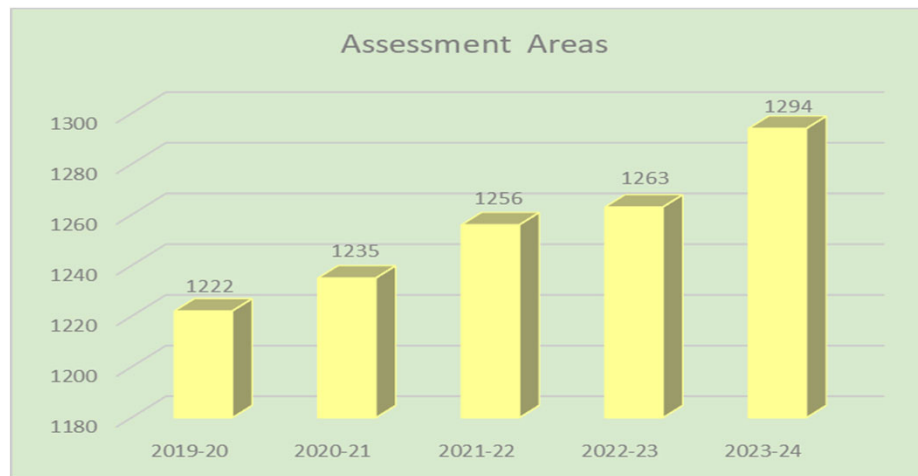
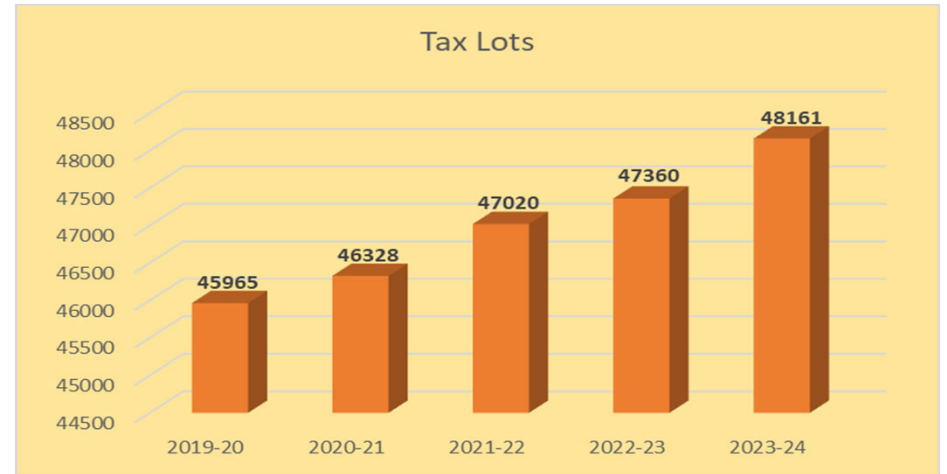
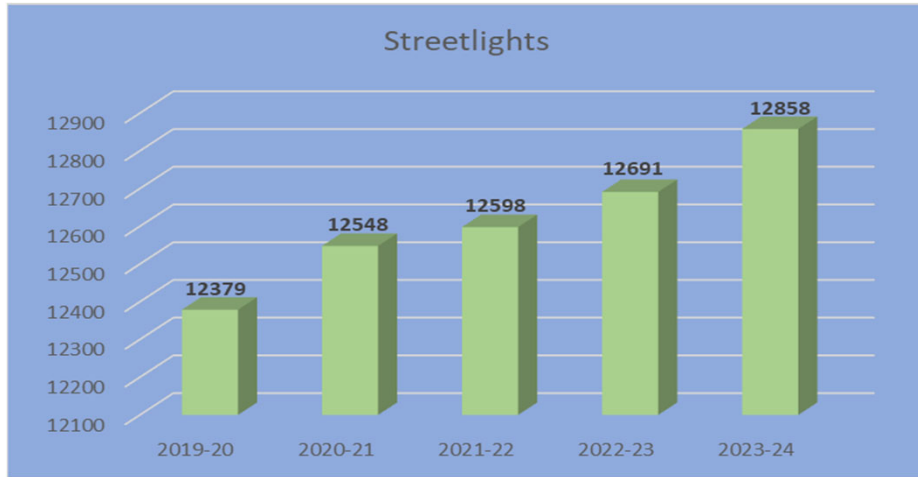
www.washingtoncountyor.gov



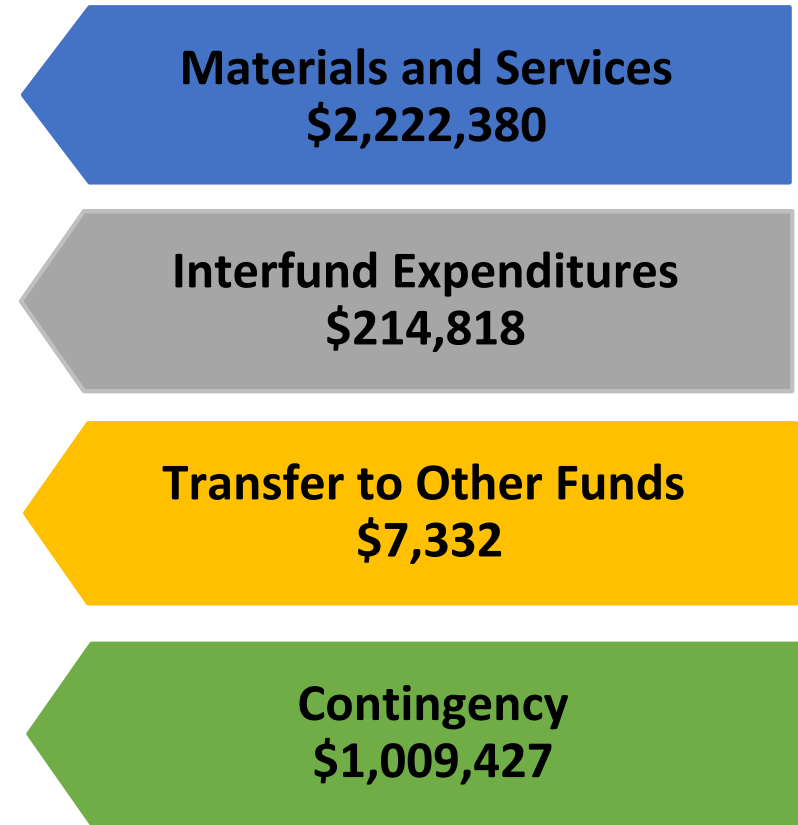
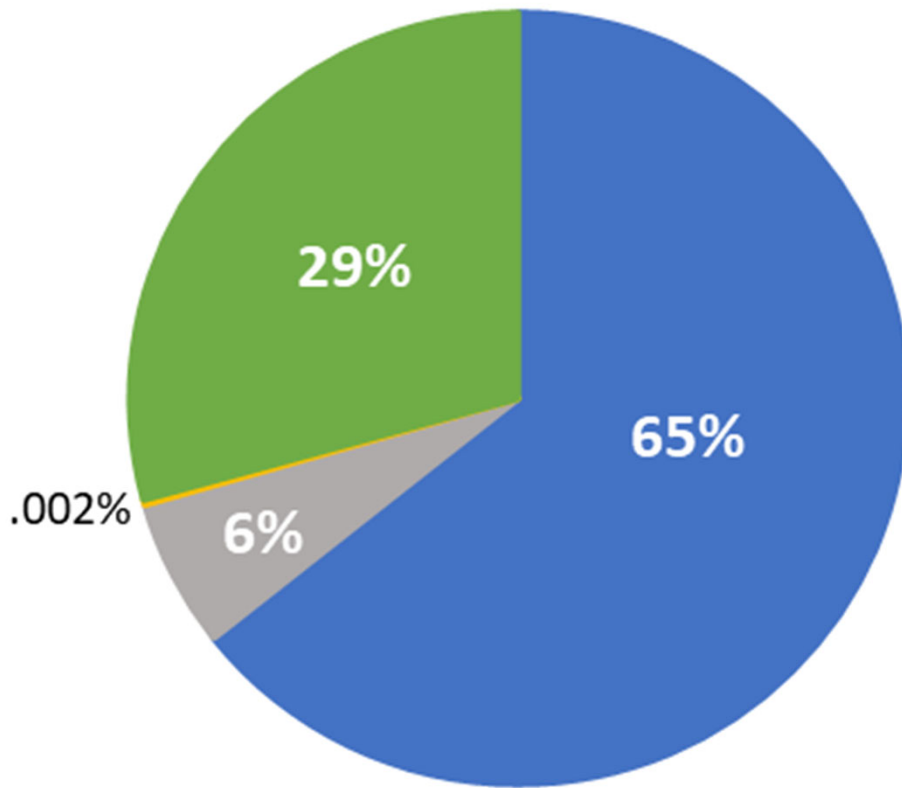
Service District for Lighting No. 1 (SDL)



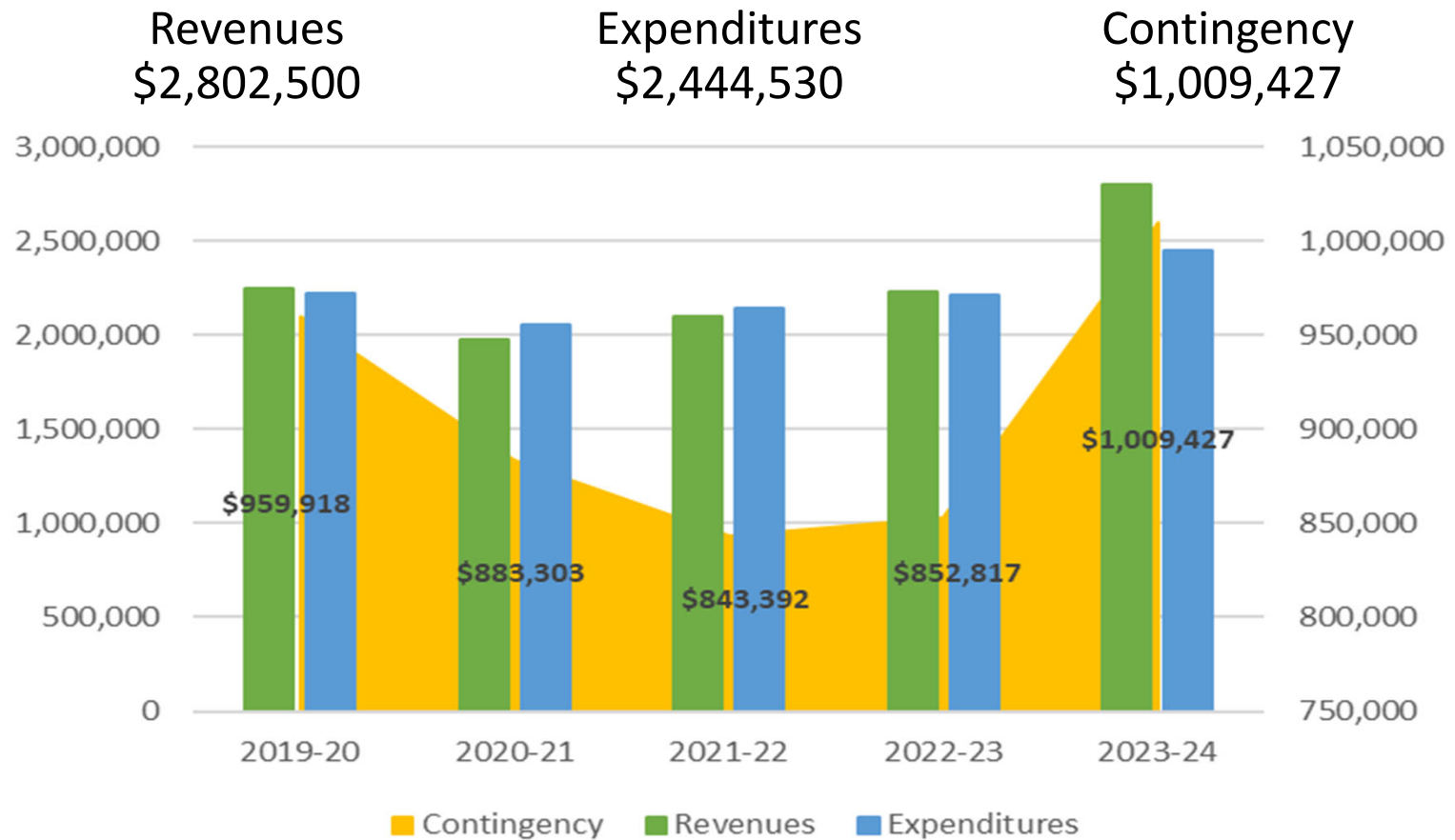
→ Makeup of the District



→ Proposed FY 2023-24 district expenditures



→ SDL fund overview



→ Update on LED conversion project

- 90% complete - 11,527 LED conversions
- Conversion project will be completed in 2024
- 10% yet to complete:
 - 1172 Acorn style
 - 45 Westbrook style in North Bethany
 - 1 Pendant light



→ Neighborhood-initiated and other services

Neighborhood-initiated Services

- Neighborhoods can request street lighting service
- Neighborhood-initiated project at NW 107th Avenue and NW Hawthorne Place completed in early 2023:
 - 87 properties
 - 20 new streetlights installed on existing utility poles; more cost-effective
 - Estimate less than \$15/year cost to each property



Other Services

- Area property lights may be requested from PGE
- Area lights are paid for by the property owner (cost is under \$10 per month)
- Light shields can be requested by property owners (cost to property owner is \$150)

→ Neighborhood-initiated projects

Property owner requested lighting for the neighborhood near NW 107th Avenue and NW Hawthorne Place. This was completed earlier this year.

The new assessment area includes 20 new streetlights and 87 tax lots. The estimated cost to each property owner is \$14.41 per year.



→ Constituent services

- Street lighting can be requested by property owners
- A neighborhood representative works with the County
- If there are existing utility poles, it is much more cost effective for the property owners.

- Area property lights may be requested from PGE
- Area lights are paid for by the property owner (cost is under \$10 per month)

- Light shields can be requested by property owners (cost to property owner is \$150)



Budget Committee Questions & Discussion





Guidelines for Community Input

Community input will occur toward the end of the meeting so the public can hear and refer to presentations and discussions.

Two minutes per individual, five minutes per organization.



Next Steps

Date	Budget Committee	Purpose
May 15, 5:30 p.m.	<ul style="list-style-type: none">Enhanced Sheriff's Patrol District (ESPD)Urban Road Maintenance District (URMD)	Public meetings to discuss proposed budget and receive public comment
May 18, 5:30 p.m.	<ul style="list-style-type: none">North Bethany County Service District for Roads (N. Bethany CSDR)	
May 31, 5:30 p.m.	<ul style="list-style-type: none">N. Bethany CSDR (5:30 p.m.)URMD (6:30 p.m.)ESPD (7:30 p.m.)	Public Hearings for deliberation and public testimony
June 1, 5:30 p.m.	<ul style="list-style-type: none">Washington CountySDL #1	
June 20, 10 a.m.	<ul style="list-style-type: none">Board of County Commissioners (<i>vote on adoption of budget</i>)	



Thank you!



