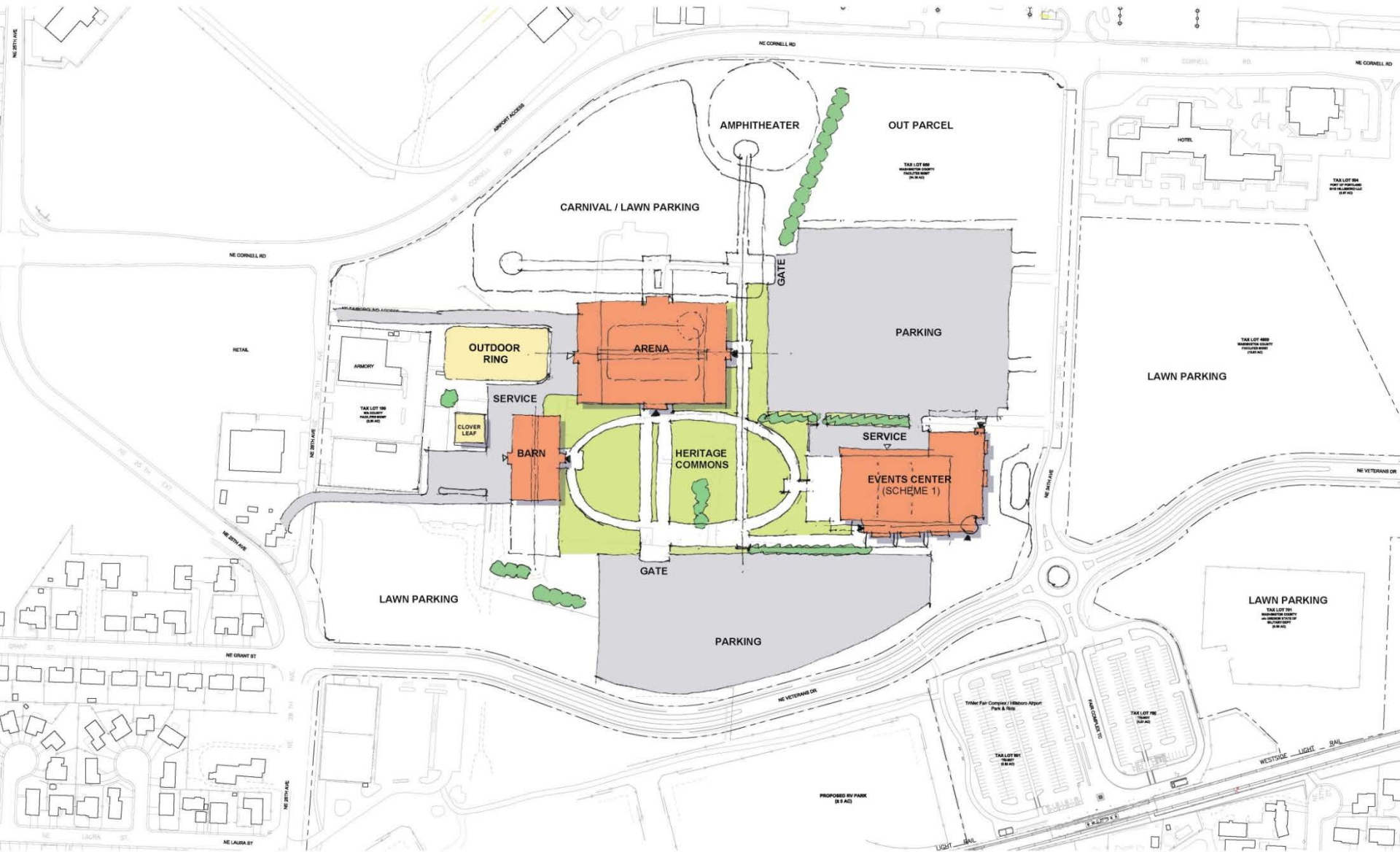


EVENT CENTER






SITE PLAN - SCHEME A-1

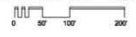
SCALE: 1"=100'

WASHINGTON COUNTY FAIR EVENT CENTER



NORTH 

© DECEMBER 7, 2016



EAST-WEST ORIENTATION PREFERRED

East-West orientation better than North-South orientation:

The two orientations were evaluated in the context of Master Plan options for future reorientation of other fair activities. The east-west orientation worked better with the preferred Master Plan option.

(Note that the Revitalization Committee approved Master Plan had the building oriented East-West. When the possibility of a second, mirror-image facility expansion was introduced, we considered a north-south orientation with the loading between the buildings. However, this has issues when only the first Event Center phase is constructed.)

1. The north-south orientation had loading areas on the west, which presented a 'back door' toward the fairgrounds and limited access to the main Exhibit Halls.
2. With the East-West orientation, the covered outdoor space at the end of the Exhibit Halls will face the fairgrounds, so all of these areas will be accessible during the fair.



EAST-WEST ORIENTATION PREFERRED

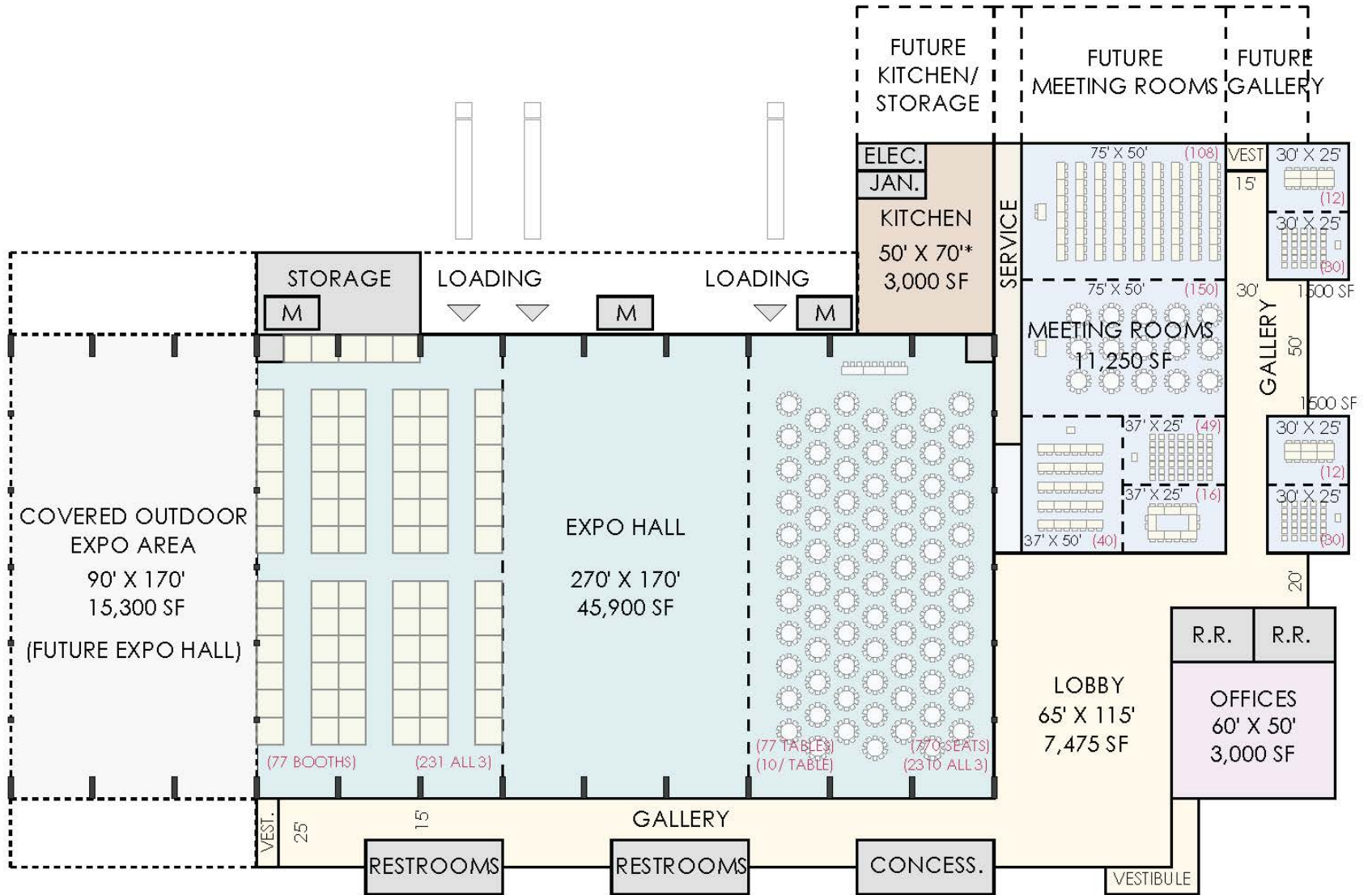
3. Outdoor events during the fair, such as concerts, could happen in the west-facing covered area.
4. Any future expansion of the Exhibit Halls would happen on the west side, pushing even closer to the fair activities.
5. Restrooms and concession areas incorporated into the Event Center could be shared with the Fair through secondary outdoor access along the south side of the building. The north-south orientation did not provide the same opportunities, since the conference area would have been in the SW Corner rather than the Exhibit Space.
6. There is better access for loading and vendor parking coming into the site from the east.



EAST-WEST ORIENTATION PREFERRED

3. Outdoor events during the fair, such as concerts, could happen in the west-facing covered area.
4. Any future expansion of the Exhibit Halls would happen on the west side, pushing even closer to the fair activities.
5. Restrooms and concession areas incorporated into the Event Center could be shared with the Fair through secondary outdoor access along the south side of the building. The north-south orientation did not provide the same opportunities, since the conference area would have been in the SW Corner rather than the Exhibit Space.
6. There is better access for loading and vendor parking coming into the site from the east.





FLOOR PLAN- SCHEME 1A

WASHINGTON COUNTY FAIR EVENT CENTER

SCALE: 1" = 50'

TOTAL ENCLOSED AREA: 91,470 SF

