

# 2020 Consolidated Annual Performance Evaluation Report

for Washington County and the Cities of Beaverton and Hillsboro



The 2020 CAPER is presented to you in a format that is prescribed by HUD. Data and narrative are entered into a federal database system called the Integrated Disbursement and Information System (IDIS) and the CAPER report is then downloaded into a Word format. The CAPER template in IDIS has a series of prescribed questions that align with the CDBG, HOME, ESG and Consolidated Plan program regulations. The report you are reviewing is the result of that data entry process and is the prescribed and recommended format by HUD. If you have any questions about this format, please don't hesitate to contact the Office of Community Development at 503-846-8814. Thank you for your interest and time spent reviewing this report.

Office of Community Development Staff

*Copies of this document may be accessed online at:*

<http://www.co.washington.or.us/CommunityDevelopment/Planning/annual-performance-report.cfm>

Approved by HUD April 8, 2022
-------------------------------

## **CR-05 - Goals and Outcomes**

### **Progress the jurisdiction has made in carrying out its strategic plan and its action plan. 91.520(a)**

This could be an overview that includes major initiatives and highlights that were proposed and executed throughout the program year.

The Consolidated Annual Performance Evaluation Report (CAPER) details the progress of the Washington County Consortium in carrying out the long-term strategy as outlined in the 2020-2024 Consolidated Plan. This report represents the first year of the five-year consolidated planning cycle. Office of Community Development (OCD) manages the Community Development Block Grant Program (CDBG), HOME Investment Partnerships Program (HOME), and the Emergency Solutions Grant Program (ESG). As the lead agency for these programs and as required by federal regulations, OCD managed a planning process that involved identifying both housing and non-housing needs and priorities in the community. This process involved the County, the Policy Advisory Board (representing the County and incorporated cities), cities and county departments, nonprofit organizations, and Washington County citizens.

CDBG funds provided the following accomplishments in the PY 2020 (July 1, 2020-June 30, 2021):

- Public services served a total of 4060 persons including:
- Supportive services – 3109 persons
- Homeless Activities that Implemented “A Road Home: Community Plan to Prevent and End Homelessness” – 929 persons
- Workforce training assisted – 22 persons
- Housing Rehabilitation and weatherization improvement projects benefitted 236 households. These included 35 households through the Office of Community Development’s Housing Rehabilitation Program, 16 households through Rebuilding Together, and 185 households through Community Action’s self-help and comprehensive weatherization programs.
- Infrastructure improvements in the City of Banks to the Park Street waterline assisting 47 households

ESG funds provided the following accomplishments in PY 2020:

- Rapid re-housing served 113 persons

HOME funds provided:

- Assistance to the development of six (6) affordable housing units

Washington County has exceeded most of the expected accomplishments through the Emergency Solutions Grant. However, Washington County did not provide any homelessness prevention assistance through the ESG program for the past three years. This was due to the availability of other state funds for homeless prevention assistance, which enabled Community Action to transfer ESG funds from the homeless prevention category to rapid re-housing clients. For additional information on ESG beneficiaries and accomplishments, please refer to the ESG report in the appendix.

**Comparison of the proposed versus actual outcomes for each outcome measure submitted with the consolidated plan and explain, if applicable, why progress was not made toward meeting goals and objectives. 91.520(g)**

Categories, priority levels, funding sources and amounts, outcomes/objectives, goal outcome indicators, units of measure, targets, actual outcomes/outputs, and percentage completed for each of the grantee’s program year goals.

Goal	Category	Source / Amount	Indicator	Unit of Measure	Expected – Strategic Plan	Actual – Strategic Plan	Percent Complete	Expected – Program Year	Actual – Program Year	Percent Complete
Educational Services	Non-Homeless Special Needs Non-Housing Community Development		Public service activities other than Low/Moderate Income Housing Benefit	Persons Assisted	500	0	0.00%			

Homeless Activities General	Homeless	CDBG: \$30000 / ESG: \$192189	Public service activities other than Low/Moderate Income Housing Benefit	Persons Assisted	0	783		250	783	313.20%
Homeless Activities General	Homeless	CDBG: \$30000 / ESG: \$192189	Homelessness Prevention	Persons Assisted	0	146		60	259	431.67%
Homeless Activities that implement A Road Home	Homeless	CDBG: \$240000	Public Facility or Infrastructure Activities other than Low/Moderate Income Housing Benefit	Persons Assisted	200	0	0.00%			
Homeless Activities that implement A Road Home	Homeless	CDBG: \$240000	Public service activities other than Low/Moderate Income Housing Benefit	Persons Assisted	15000	0	0.00%	300	783	261.00%
Homeless Activities that implement A Road Home	Homeless	CDBG: \$240000	Tenant-based rental assistance / Rapid Rehousing	Households Assisted	150	42	28.00%			

Homeless Activities that implement A Road Home	Homeless	CDBG: \$240000	Homeless Person Overnight Shelter	Persons Assisted	2800	0	0.00%	24	0	0.00%
Homeless Activities that implement A Road Home	Homeless	CDBG: \$240000	Homelessness Prevention	Persons Assisted	4500	0	0.00%	150	146	97.33%
Housing Stabilization	Non-Homeless Special Needs		Public service activities for Low/Moderate Income Housing Benefit	Households Assisted	100	0	0.00%			
Increase Inventory of Single Family Housing	Affordable Housing		Homeowner Housing Added	Household Housing Unit	10	0	0.00%			
New Construction of Rental Housing	Affordable Housing	HOME: \$1797689	Rental units constructed	Household Housing Unit	300	6	2.00%			
Preservation of Rental Housing	Affordable Housing	CDBG: \$10000	Rental units rehabilitated	Household Housing Unit	500	15	3.00%	4	15	375.00%
Preservation of Single Family Housing	Affordable Housing	CDBG: \$413803	Homeowner Housing Rehabilitated	Household Housing Unit	600	203	33.83%	260	203	78.08%

Public Facility Development	Non-Housing Community Development	CDBG: \$462554	Public Facility or Infrastructure Activities other than Low/Moderate Income Housing Benefit	Persons Assisted	5000	0	0.00%	600	0	0.00%
Public Infrastructure Improvement	Homeless	CDBG: \$597554	Public Facility or Infrastructure Activities other than Low/Moderate Income Housing Benefit	Persons Assisted	0	0		5449	0	0.00%
Public Infrastructure Improvement	Homeless	CDBG: \$597554	Public Facility or Infrastructure Activities for Low/Moderate Income Housing Benefit	Households Assisted	5000	0	0.00%	47	0	0.00%
Supportive Services	Non-Housing Community Development	CDBG: \$111768	Public service activities other than Low/Moderate Income Housing Benefit	Persons Assisted	7500	1782	23.76%	2580	1782	69.07%

Supportive Services	Non-Housing Community Development	CDBG: \$111768	Public service activities for Low/Moderate Income Housing Benefit	Households Assisted	2500	1327	53.08%			
Workforce Training	Non-Housing Community Development	CDBG: \$50000	Public Facility or Infrastructure Activities other than Low/Moderate Income Housing Benefit	Persons Assisted	0	22		35	22	62.86%

**Table 1 - Accomplishments – Program Year & Strategic Plan to Date**

**Assess how the jurisdiction’s use of funds, particularly CDBG, addresses the priorities and specific objectives identified in the plan, giving special attention to the highest priority activities identified.**

The Washington County Consolidated Plan established an allocation formula that guides the proportion of funds expended within the program’s major funding categories; which include public facilities, infrastructure improvements, public services, and affordable housing. Each year, local government and non-profit organizations apply for CDBG funds among one of the major funding categories to help pay for specific community projects. The projects are evaluated and scored by staff and the Policy Advisory Board to ensure that projects are consistent with the Consolidated Plan Objective Statements and ensure that only viable and effective projects that meet an identified community need are selected.

Based upon the Consolidated Plan needs assessment process, policy development in Washington County and input from various stakeholders throughout Washington County, OCD has chosen to designate CDBG activities that address goals and strategies in “A Road Home” as high priority activities. All other needs identified through the need statement process are considered Low Priority. All the PY 2020 public service projects received CDBG funds through a competitive application process met one of the strategies in “A Road Home”. The only service projects



that did not meet one of these strategies were set-aside projects for fair housing and resident services.

## CR-10 - Racial and Ethnic composition of families assisted

Describe the families assisted (including the racial and ethnic status of families assisted).

91.520(a)

	CDBG	HOME	ESG
White	3,871	3	99
Black or African American	215	0	11
Asian	63	0	0
American Indian or American Native	51	0	3
Native Hawaiian or Other Pacific Islander	69	0	0
<b>Total</b>	<b>4,269</b>	<b>3</b>	<b>113</b>
Hispanic	2,377	0	42
Not Hispanic	1,892	3	71

Table 2 – Table of assistance to racial and ethnic populations by source of funds

### Narrative

The racial breakdown of beneficiaries of CDBG funded facility and public service projects included 76.2% White, 4.5% Black/African American, 1.2% Asian, 1% American Indian/Alaskan Native, 1.4% Native Hawaiian/Other Pacific Islander. There was not a report prepared of the multi-racial in IDIS, therefore, the percentage of "white" could be inflated as "other" is not an option in many reporting systems. In comparison the percentage of White persons assisted with CDBG funds was lower than the 2019 Census.gov estimates of the percentage in Washington County. In addition, the percentage of Asians assisted with CDBG funds was lower than the 2019 Census.gov estimated percentage and the number of beneficiaries that identified as Black/African American was higher than the census.gov estimates.

The racial breakdown of beneficiaries of ESG funded projects included 77.9% White, 9.7% Black/African American, and Other Multi-Racial as 9.7%. The race/ethnicity of ESG beneficiaries correlates with the countywide percentages, with the exception that the percentage of Black/African American and American Indian/Alaskan Native was higher than the countywide percentage. CDBG and ESG funded activities served a greater percentage of Hispanic/Latino persons as compared to the County's 2019 Census estimated percentage of 17.1%. The CDBG beneficiaries were 44.3% Hispanic/Latino, and ESG funds served 37.2% Hispanic/Latino

## CR-15 - Resources and Investments 91.520(a)

### Identify the resources made available

Source of Funds	Source	Resources Made Available	Amount Expended During Program Year
CDBG	public - federal	2,570,000	1,671,266
HOME	public - federal	3,788,131	1,779,176
ESG	public - federal	192,189	166,145

**Table 3 - Resources Made Available**

### Narrative

The County makes drawdown requests after June 30th of each year for both the CDBG and HOME programs as the final expenditures through June 30th are not complete until early to mid-August. Although the drawdowns are after June 30th, the expenditures were all incurred before June 30th. Historically, this has been how OCD reports our expenditures (as incurred, not as reimbursed).

### Identify the geographic distribution and location of investments

Target Area	Planned Percentage of Allocation	Actual Percentage of Allocation	Narrative Description
Washington County		100	CDBG Entitlement and HOME Entitlement Area
Washington County - Not including the City of Beaverton and the City of Hillsboro			Washington County - Not including the City of Beaverton and the City of Hillsboro

**Table 4 – Identify the geographic distribution and location of investments**

### Narrative

Washington County does not target resources to particular geographic areas but does ensure that all resources are allocated to areas that serve low and moderate income persons. Project proposals are accepted annually from local governments and nonprofit organizations. Proposals are evaluated by the Policy Advisory Board and ranked in order based on their scores within each program category. The projects that receive the highest scores, and are within the funding limits in each category, are then selected for funding.

One Hundred percent of CDBG and HOME funds were expended on projects and services benefitting residents of Washington County. All CDBG funds were used to serve non-Beaverton and non-Hillsboro residents. Maps that show the distribution of housing and community development assistance in Washington County in PY 2020 are available in the appendix

## Leveraging

**Explain how federal funds leveraged additional resources (private, state and local funds), including a description of how matching requirements were satisfied, as well as how any publicly owned land or property located within the jurisdiction that were used to address the needs identified in the plan.**

Leveraging of public resources on the state and local levels enable additional funds to be utilized to address the needs identified in the Consolidated Plan. This is due to the fact that these federal funds are often the first funds generated for housing and community development projects and generate interest for additional leverage and demonstrate local commitment towards a housing or community development project. For public resources, this can include leveraged resources from the state for homeless assistance projects, weatherization activities, infrastructure projects in local jurisdictions, and public services projects. It can also include microenterprise assistance and state housing dollars for Washington County rental housing developments. Locally, leveraged resources include resources for homeless assistance projects, infrastructure projects, public facilities, and public service projects. In private resources, leveraged resources include resources from foundations and churches, donations, in-kind services, private loans, sweat equity, tax credits, volunteers, and private funds. These sources are all non-federal so may count for the federal programs towards non-federal match.

The county carried forward surplus match in the amount of \$4,497,746 and contributed \$130,573 in match this year. This year the match liability was zero, which resulted in a total surplus match to carryforward into PY21 \$4,628,319.

HOME Program income received during PY 2020 was \$951,503 resulted from the HOME loan payoff of several projects. It is anticipated that PY 2021 will show similar receipts due to payoffs and prepayment of interest for recently funded activities.

Community Action has matched the ESG funds with the State HAP (Housing Assistance Program) funds. In PY20 those funds equaled \$192,189, bringing the total amount expended on ESG activities to \$358,334.

Although publicly owned land or property located within Washington County has been used to address the needs identified in the plan, those projects are not yet completed, and their accomplishments are not included in this Evaluation Report. Activities reported in the PY 2020 did not have any additional leveraged investment of publicly owned land.

<b>Fiscal Year Summary – HOME Match</b>	
1. Excess match from prior Federal fiscal year	4,497,746
2. Match contributed during current Federal fiscal year	113,915
3. Total match available for current Federal fiscal year (Line 1 plus Line 2)	4,611,661
4. Match liability for current Federal fiscal year	0
5. Excess match carried over to next Federal fiscal year (Line 3 minus Line 4)	4,611,661

**Table 5 – Fiscal Year Summary - HOME Match Report**

Match Contribution for the Federal Fiscal Year								
Project No. or Other ID	Date of Contribution	Cash (non-Federal sources)	Foregone Taxes, Fees, Charges	Appraised Land/Real Property	Required Infrastructure	Site Preparation, Construction Materials, Donated labor	Bond Financing	Total Match
CASL New Dawn	11/15/2020	0	9,322	0	0	0	0	9,322
Fifth Avenue Plaza	11/15/2020	0	5,505	0	0	0	0	5,505
Fircrest	11/15/2020	0	5,817	0	0	0	0	5,817
Greenburg Oaks	11/15/2020	0	6,418	0	0	0	0	6,418
Harkson Court	11/15/2020	0	20,013	0	0	0	0	20,013
HDC Jose Arciga	11/15/2020	0	26,993	0	0	0	0	26,993
Interim House	11/15/2020	0	1,552	0	0	0	0	1,552
Merlo I and II	11/15/2020	0	3,000	0	0	0	0	3,000
Montebello	11/15/2020	0	7,558	0	0	0	0	7,558
Myrtlewood	11/15/2020	0	3,350	0	0	0	0	3,350
New Narrative Pluss Apts	06/30/2021	0	7,618	0	0	0	0	7,618
Spencer House	11/15/2020	0	2,082	0	0	0	0	2,082
Tri-Haven	11/15/2020	0	8,655	0	0	0	0	8,655
TVHP The Bridge	11/15/2020	0	4,972	0	0	0	0	4,972

Match Contribution for the Federal Fiscal Year								
Project No. or Other ID	Date of Contribution	Cash (non-Federal sources)	Foregone Taxes, Fees, Charges	Appraised Land/Real Property	Required Infrastructure	Site Preparation, Construction Materials, Donated labor	Bond Financing	Total Match
Villa Capri	11/15/2020	0	1,060	0	0	0	0	1,060

Table 6 – Match Contribution for the Federal Fiscal Year

**HOME MBE/WBE report**

Program Income – Enter the program amounts for the reporting period				
Balance on hand at begin-ning of reporting period \$	Amount received during reporting period \$	Total amount expended during reporting period \$	Amount expended for TBRA \$	Balance on hand at end of reporting period \$
0	951,503	774,687	0	176,816

Table 7 – Program Income

<b>Minority Business Enterprises and Women Business Enterprises – Indicate the number and dollar value of contracts for HOME projects completed during the reporting period</b>						
	Total	Minority Business Enterprises				White Non-Hispanic
		Alaskan Native or American Indian	Asian or Pacific Islander	Black Non-Hispanic	Hispanic	
<b>Contracts</b>						
Dollar Amount	1,500,750	0	0	0	0	1,500,750
Number	1	0	0	0	0	1
<b>Sub-Contracts</b>						
Number	6	0	0	0	6	0
Dollar Amount	200,708	0	0	0	200,708	0
	Total	Women Business Enterprises	Male			
<b>Contracts</b>						
Dollar Amount	1,500,750	0	1,500,750			
Number	1	0	1			
<b>Sub-Contracts</b>						
Number	6	0	6			
Dollar Amount	200,708	0	200,708			

**Table 8 - Minority Business and Women Business Enterprises**

<b>Minority Owners of Rental Property – Indicate the number of HOME assisted rental property owners and the total amount of HOME funds in these rental properties assisted</b>						
	Total	Minority Property Owners				White Non-Hispanic
		Alaskan Native or American Indian	Asian or Pacific Islander	Black Non-Hispanic	Hispanic	
Number	0	0	0	0	0	0
Dollar Amount	0	0	0	0	0	0

**Table 9 – Minority Owners of Rental Property**



<b>Relocation and Real Property Acquisition</b> – Indicate the number of persons displaced, the cost of relocation payments, the number of parcels acquired, and the cost of acquisition						
Parcels Acquired		0		0		
Businesses Displaced		0		0		
Nonprofit Organizations Displaced		0		0		
Households Temporarily Relocated, not Displaced		0		0		
Households Displaced	Total	Minority Property Enterprises				White Non-Hispanic
		Alaskan Native or American Indian	Asian or Pacific Islander	Black Non-Hispanic	Hispanic	
Number	0	0	0	0	0	0
Cost	0	0	0	0	0	0

**Table 10 – Relocation and Real Property Acquisition**

## CR-20 - Affordable Housing 91.520(b)

Evaluation of the jurisdiction's progress in providing affordable housing, including the number and types of families served, the number of extremely low-income, low-income, moderate-income, and middle-income persons served.

	One-Year Goal	Actual
Number of Homeless households to be provided affordable housing units	60	6
Number of Non-Homeless households to be provided affordable housing units	264	36
Number of Special-Needs households to be provided affordable housing units	0	0
<b>Total</b>	<b>324</b>	<b>42</b>

Table 11 – Number of Households

	One-Year Goal	Actual
Number of households supported through Rental Assistance	60	0
Number of households supported through The Production of New Units	0	6
Number of households supported through Rehab of Existing Units	264	36
Number of households supported through Acquisition of Existing Units	0	0
<b>Total</b>	<b>324</b>	<b>42</b>

Table 12 – Number of Households Supported

**Discuss the difference between goals and outcomes and problems encountered in meeting these goals.**

The 2020 Action Plan affordable housing expected outcome numbers were based on the estimated completion of the following HOME affordable Housing construction projects and CDBG housing rehabilitation projects:

- An estimated forty-four (44) existing units will be rehabilitated serving non-homeless households. This will include four (4) households assisted through the County's Deferred

Interest-Bearing Loan (DIBL) Housing Rehabilitation Program and ten (10) households served through the Rebuilding Together home repair program. In addition, an estimated thirty (30) special needs households will be assisted through the County's Housing Access and Repair for the Disabled and Elderly (HARDE) program to help make necessary repairs to their homes.

- Washington County will also serve an approximately 100 additional people through the Community Action Weatherization programs, but those number are not included as part of the affordable housing total.

The actual affordable housing accomplishments included following Community Development Block Grant (CDBG) and HOME Investment Partnership projects:

- Three (3) CDBG home repair loan projects through the Office of Community Development (OCD) Housing Rehabilitation Program - Deferred Interest Bearing Loan program, serving low/moderate income households;
- Thirty-five (35) CDBG Home Access and Repair for Disabled and Elderly (HARDE) small home repair grant projects through the OCD Housing Rehabilitation Program, serving low-income elderly and disabled households;
- Sixteen (16) CDBG Rebuilding Together home repair projects, serving elderly and disabled households;
- Six (6) affordable housing units were completed with the assistance of HOME funds for the New Narrative Clover Court Project that assists previously homeless adults with special needs.

In addition to the units tracked through Tables 11 and 12, Community Action Organization's housing weatherization programs served 182 households. Community Action's weatherization programs and Rebuilding Together are both tracked in the Integrated Disbursement and Information System (IDIS) as rehabilitation administration projects because CDBG funds are used for personnel costs.

Although the completed numbers stated are much lower than anticipated, the primary cause of the decreased number for the CDBG program was the impact of COVID-19 and business practices associated with those changes. As a result of social distancing and compromised clients, fewer households were served in the last two quarters of the year. It is anticipated that as the restrictions lessen and more businesses reopen/provide services, these numbers will increase next year.

### **Discuss how these outcomes will impact future annual action plans.**

The impact of COVID-19 was deeply felt within the affordable housing goals. Many projects were not completed as they were interior projects that did not allow for the construction or OCD staff the ability to comply with Washington County and CDC restrictions.

As the next wave of the Delta Variant continues to restrict contact and construction, Washington County continues to assist with urgent needs. It is hoped that our office will be able to assist many of those individuals that were paused during the PY20.

Regarding the HOME program, there are currently three large projects under way in Washington County. Two of these three projects, Red Rock Creek Commons and Cedar Grove are fully occupied and have received the Certificate of Occupancy. However, due to timing issues, the final draw and IDIS completion was not addressed until July 2021. Their numbers will be reported in the CAPER for PY2021. The Mary Ann is anticipated to be completely occupied by the end of the next plan year.

**Include the number of extremely low-income, low-income, and moderate-income persons served by each activity where information on income by family size is required to determine the eligibility of the activity.**

Number of Households Served	CDBG Actual	HOME Actual
Extremely Low-income	119	6
Low-income	113	0
Moderate-income	4	0
<b>Total</b>	<b>236</b>	<b>6</b>

**Table 13 – Number of Households Served**

### **Narrative Information**

This CAPER for PY2020 represents the first performance evaluation since the completion of the 2020-2024 Consolidated Plan. Our Consolidated Plan estimated that 69% of all households with incomes at 0–50 percent of AMI are considered cost burdened. In other words, they pay more than 30 percent of their income for rent. Washington County continued to address the needs of low-income households by targeting its assistance to those households, many of whom live in substandard housing units. As Table 12 shows, approximately 99% of the households served by CDBG funds were below 50% of AMI.

The Housing Authority provides public housing options and Section 8 vouchers to help those with severe cost burdens. Approximately 80% of the Section 8 vouchers are targeted to those below 30% AMI. Over 70% of the public housing units are targeted to those at or below 30% AMI. These statistics vary slightly each year.

Other actions that the County has taken to foster affordable housing include:

- Supporting a reliable source of operating subsidy to Tier 1 Community Housing Development Organizations (CHDOs).
- Allocation of 40% of its balance of CDBG funds (after admin and public services funds are reserved) for projects to support housing rehabilitation and weatherization programs which help people to remain in their already affordable homes.
- Streamlining Reporting initiative involving Oregon Housing Community Services and other jurisdictions in the state to reduce the duplicative monitoring and reporting requirements resulting from having multiple funding entities invest in individual projects.

## **CR-25 - Homeless and Other Special Needs 91.220(d, e); 91.320(d, e); 91.520(c)**

**Evaluate the jurisdiction's progress in meeting its specific objectives for reducing and ending homelessness through:**

### **Reaching out to homeless persons (especially unsheltered persons) and assessing their individual needs**

The CoC's local homeless plan – A Road Home: Community Plan to Prevent and End Homelessness - includes four strategies that together form a comprehensive and integrated system of care known as Community Connect. These strategies include 1.5 Expand outreach with Community Connect; 3.6 Expand resources at Community Connect; 4.4 Increase mainstream resource access at Community Connect; and 5.4.a Analyze System Performance Measurements to determine how the homeless response system performs as a continuum of outreach, emergency crisis intervention, diversion and housing programs. This system aligns CoC Program, Emergency Solution Grant (ESG), and other public and privately funded initiatives and policy to assist homeless individuals and families with the most appropriate services to meet their needs.

The expanded outreach with unsheltered people and expanded resources at the CoC's coordinated entry system is performed through a collaborative network of agencies employing outreach staff, four daytime walk-in centers providing basic need resources, and an array of community-based partner organizations. Through this engagement, at risk and people experiencing homelessness are assessed for their needs and referred to resources aligned with the Community Connect system. The Community Connect staff are present to perform assessments for at risk and people experiencing homelessness within mainstream providers to include the Oregon Department of Human Services field offices, and other public offices to include the County's Women Infant Children (WIC) Office and the Family Justice Center serving victims of domestic violence. Additionally, emergency shelters and mobile assessments are performed by outreach workers. The embedding of the Community Connect coordinated entry system in the Oregon Department of Human Services has proven outcomes in reaching people sooner to resolve at risk or homelessness, thus reducing the length of time people experience homelessness. Individuals benefiting from Social Security are referred to the ASSIST Program – a nonprofit that provides individuals with assistance to apply for Social Security benefits.

By-Name List and Case Conferencing of unsheltered persons has demonstrated outcomes in housing placements and reducing the length of time people remain homeless. This multi-disciplinary approach works holistically to support people in addressing housing barriers and person-centered services and treatment through a racial equity lens using a housing first model. In 2020, Washington County implemented the national *Built For Zero* initiative that aims to reach “function zero” in chronic homeless and living in places not meant for human habitation. Since July 2020, this initiative has worked to re-housing 68 high-acuity chronicity adults to transition from the street to permanent housing. A Veterans Subcommittee meets to case conference Veterans on the By-Name List, with a similar process for families and individual in shelter.

## **Reaching out pt.2**

Annually the CoC measures and performs an analysis on the system outcomes, challenges and gaps using the HUD required System Performance Measurement (SPM) report that is augmented by the Longitudinal System Analysis (LSA) data report. Areas for policy and resource utilization is addressed by the CoC through updates in strategies identified in the annual workplan for A Road Home approved by the CoC and implemented by the CoC Subcommittees and Washington County Department of Housing Services. Due to COVID-19, the twice annual Project Homeless Connect event was cancelled and outreach was expanded to reach individuals living in encampments who sheltered in-place during the pandemic. In May 2020 voters passed a regional Metro Supportive Housing Services (SHS) Program levy that will fund the modernization of the Community Connect system to provide greater access points for people experiencing homelessness and will provide additional shelter, housing and services. Activities in this reporting period include community engagement and preparing the SHS Program Local Implementation Plan. The SHS Program will create provider capacity across the continuum with a focus on delivery of culturally specific services through capacity building investments in provider organizations. An estimated \$50 million in SHS Program funds are anticipated in the first year of the program that will begin July 2021.

## **Addressing the emergency shelter and transitional housing needs of homeless persons**

Emergency Shelter and Transitional Housing provide homeless with safe temporary housing during the housing search process that can take as long as 60 to 75 days to resolve housing barriers and access a housing unit. The nonprofit shelter network provides emergency shelter for persons fleeing domestic violence, families with children, runaway/homeless youth and newly added year-round non-congregate shelter beds for adult-only households provided by Family Promise. A Road Home identifies the need for sheltering and especially a shelter for adult-only households. In response to COVID-19, Family Promise shelters expanded their target population to begin serving adult-only households. In May 2020, voters approved the renewal of a 5-year Public Safety Local Option Levy to sustain nearly \$1 million annually in operations resources for year-round shelters. The Shelter Network in Washington County includes Boys & Girls Aid, Community Action Organization, Domestic Violence Resource Center, Family Promise of Greater Washington County, Family Promise of Tualatin Valley, and Good Neighborhood Center.

Three transitional housing programs serve youth/young adults up to age 24 years in the Transitional Living Program managed by Boys & Girls Aid, veterans and their families in The Salvation Army Veteran and Families Center, and adult-only households in the County's Homeless To Work program managed by Bridges To Change.

In 2021 planning occurred to open two "Bridge Shelters" in hotels purchased by Washington County. A 60-room hotel purchased in partnership with Oregon Project Turney located in Hillsboro and opened May 15, 2021. In July 2021, Washington County will open a second Bridge Shelter program that will provide 20 rooms of the 54-unit hotel site in Aloha to serve adult-only households. Both property sites will eventually be renovated and converted to permanent supportive housing for people experiencing

homelessness.

### **Addressing the emergency shelter pt 2**

To save lives during cold winter weather and prevent COVID-19 disease transmission, Washington County Department of Housing Services implemented an enrolled model Winter Shelter Response Plan that provided 150 or more shelter beds operating daily beginning in November and ending in March. Shelter participants were provided a guaranteed bed each day through the winter season that served a total of 536 people. These shelters were operated by Good Neighbor Center in partnership with Rise Church, Just Compassion of East Washington County in partnership with the City of Beaverton, Project Homeless Connect in partnership with Tualatin Hills Park and Recreation District (THPRD) and hotels in the city of Forest Grove, and The Salvation Army that operated a non-congregate shelter at the Hillsboro EconoLodge. Nearly \$1.2 million funded Winter Shelter operations to include Washington County's allocation of U.S. Department of Treasury appropriated Coronavirus Aid, Relief and Economic Security Act (CARES) funds, the Emergency Solution Grant (ESG-CV) and the Emergency Food and Shelter Program (EFSP-CV). Additional funds leveraged include local city, state and private donations. Highlights of the new enrolled 120-day shelter include: Central Shelter Registration process that provide name, contact information and closest city where living that aided referral to shelter bed near that city location and reduced movement of people in crisis seeking resources during the pandemic. Analysis of data collected information living situation provided greater understanding on shelter bed resource needs by geographic areas of the CoC. Prevention of COVID-19 disease transmission through greater access to public sanitation (e.g. restrooms, handwashing stations, showers, personal protective equipment (PPE) that included N95 masks and hand sanitizer) and daily wellness checks for all shelter guests. 12% exit shelter to housing, compared to 2% the prior winter shelter that operated as a walk-in model shelter. The length of stay in shelter increased to 108 days, compared to 12 days. Health care focused winter shelter program. This year a holistic approach to shelter participant health care needs included daily wellness checks, engaging with people to sign-up for health care benefits, and working with persons to navigate health care services. Kaiser Permanente provided grant funds to provide care coordination, and Care Oregon funded laptops for each shelter to facilitate virtual meetings between participants and health care providers, and to assist with submitting health benefit applications. A 10-bed recuperative care shelter was operated November 2020 through June 2021 by Just Compassion of East Washington County. This resource provided hospitals and clinics with a shelter source for non-COVID individuals discharging from the hospital who needed care following minor health treatment. People testing COVID+/symptomatic were referred to the Washington County COVID Respite Shelter program.

**Helping low-income individuals and families avoid becoming homeless, especially extremely low-income individuals and families and those who are: likely to become homeless after being discharged from publicly funded institutions and systems of care (such as health care facilities, mental health facilities, foster care and other youth facilities, and corrections programs and institutions); and, receiving assistance from public or private agencies that**

## **address housing, health, social services, employment, education, or youth needs**

Washington County certifies yearly that there are policies regarding discharge planning to minimize homelessness following discharge from public institutions. Protocols are outlined that deal with youth exiting foster care, people leaving the health care system and people being released from correction facilities.

For youth leaving the foster care system, the Oregon's Department of Human Services' Child Welfare Division prepares individual discharge plans. The transition plan is carried out through three different Independent Living Programs. Boys & Girls Aid's Transitional Living Services program provides Family Mediation and Reunification Services for runaway and unaccompanied youth staying at the shelter. The Boys & Girls Aid is operating The Compass in partnership with Oregon Department of Human Services to assist in development of transition planning for young adults aging out of the foster care system. For people leaving the health care system, local hospitals perform discharge in accordance with Standards of Practice governing health care operations. Hospitals work in partnership with community social service providers to refer homeless to appropriate programs. Washington County's Mental Health and the Oregon State Hospital have entered into an agreement concerning policies and procedures to be followed by the local program and the hospital when a patient is admitted and discharged. For justice-involved people released from correction facilities, the Oregon Department of Corrections prepares a discharge plan for inmates as they near release from incarceration and forwards to Washington County's Community Corrections a copy of the individualized Transition Plan. Prison release counselors, Corrections Center residential counselors and probation/parole officers take an active role in developing transitional release plans that may include provisions for, but are not limited to, housing, employment, continuing education, supportive services, conditions, and level of supervision.

Community Connect works to prevent individuals from becoming homeless by providing eviction prevention, emergency rent and utility assistance, and greater access to affordable housing and support services that create opportunities for individuals and communities to thrive and prosper.

**Helping homeless persons (especially chronically homeless individuals and families, families with children, veterans and their families, and unaccompanied youth) make the transition to permanent housing and independent living, including shortening the period of time that individuals and families experience homelessness, facilitating access for homeless individuals and families to affordable housing units, and preventing individuals and families who were recently homeless from becoming homeless again**

Washington County supports the transition of homeless persons to permanent housing by aligning with the goals outlined in the jurisdictions homeless plan, A Road Home, that supports the Housing First strategies including rapid re-housing and permanent supportive housing.

When possible, the Community Connect system seeks to divert people from entering emergency shelter and supports a rapid transition from street to permanent housing with a lease in the formerly homeless



individual's name. When this is not possible, the shelter and transitional housing programs focus on providing basic needs in addition to case management services that supports the development of a housing plan and focus on increased economic supports through earned income and access to mainstream resources. The focus is always on permanent housing with housing retention supports.

To address critical unmet housing and supportive service needs for an increasing number of homeless, a gaps analysis was performed and used to develop a strategic plan that incorporated the point-in-time homeless census demographics, the Community Connect data on people experiencing homelessness, and the goals identified in the County's plan to end homelessness.

In February 2020, Washington County Department of Housing Services in partnership with homeless provider organizations implemented a "Built For Zero" initiative to reach function zero in ending chronic homelessness, a national movement that aligns systems and resources using a data-driven By-Name List and Case Conferencing approach that tracks inflow and outflow of chronic homeless persons in the CoC. During the period July 2020 to June 2021, this initiative has supported 63 chronic households to successfully access permanent housing with a focus on housing stability and retention to prevent a reoccurrence of homelessness.

ESG funds were expended by Community Action to support Rapid Re-Housing activities, which includes rent assistance, financial assistance, and housing relocation and stabilization services. These funds benefitted 22 households (74 people total) in PY2019. To leverage federal ESG and state prevention assistance initiatives, Washington County provided \$150,000 [AE1] in local general fund dollars to serve severely rent burdened households with incomes less than 50% AMI who were paying more than 50% of their gross income to rent.

The U.S. Department of Housing and Urban Development announced the Fiscal Year (FY) 2020 Continuum of Care (CoC) Program Non-Competitive award of \$4,189,222 to renew funds under the Homeless Emergency Assistance and Rapid Transition to Housing (HEARTH) Act Continuum of Care Program, a reauthorization of the McKinney-Vento Act. The non-competitive award was in response to limited capacity and community need to be serving vulnerable populations during the COVID-19 pandemic. Funds renewed operations, services and rent assistance to assist 211 households of tenant and facility-based transitional and permanent housing. The funding also provided staffing for the administration of the CoC Homeless Management Information System (HMIS) and CoC Planning activities.

## **CR-30 - Public Housing 91.220(h); 91.320(j)**

### **Actions taken to address the needs of public housing**

A representative sample of the Public Housing properties operated by the Housing Authority of Washington County (HAWC) were assessed by a third-party consultation firm in the first quarter of 2021. The consultant provided HAWC with a physical needs assessment, in addition to recommendations on energy efficiency measures. The goal is to improve building performance and reduce incurred energy expenses. The recommendations will be integrated into HAWC's strategic and comprehensive asset management plan to ensure the long-term preservation of PH properties and reduce operational and maintenance costs. The Housing Authority will be applying to the Department of Housing and Urban Development (HUD) under the Section 18 program for disposition of 60 scattered site single-family properties. The Housing Authority Board of Directors and Resident Advisory Board (RAB) has approved submission of the action to HUD. The housing authority will continue to look for long term strategies to restore and or reposition assets.

### **Actions taken to encourage public housing residents to become more involved in management and participate in homeownership**

The HAWC has worked to develop partnerships with local non-profit organizations that offer mortgage readiness counseling services. HAWC has also partnered with local jurisdictional agencies and municipalities to provide down payment assistance to lower the barrier of homeownership. HAWC will also be allocating staffing and resources in 2021 with a focus on connecting public housing residents with economic development opportunities.

Qualified Public Housing residents are also encouraged to participate in the Family Self-Sufficiency(FSS) program in addition to sponsorship in the regional Workforce Systems jobs program. Individuals in these programs are also encouraged to open an Individual Development Account (IDA) for future use towards several goals such as a home purchase or educational costs. Currently there are 11 public housing families on the FSS program.

### **Actions taken to provide assistance to troubled PHAs**

Public housing was established by the federal government to provide decent and safe rental housing for eligible low-income families, the elderly, and persons with disabilities. Residents of public housing pay approximately 30% of their monthly adjusted household income for rent. The Housing Authority of Washington County (HAWC) operates 244 units of public housing located at scattered sites across Washington County. The units include five multi-family apartment complexes ranging in size from 5 to 17 units, with the balance being single family homes and duplexes.

The Housing Authority of Washington County is considered a "High Performer" by HUD and is not a troubled agency.

## **CR-35 - Other Actions 91.220(j)-(k); 91.320(i)-(j)**

**Actions taken to remove or ameliorate the negative effects of public policies that serve as barriers to affordable housing such as land use controls, tax policies affecting land, zoning ordinances, building codes, fees and charges, growth limitations, and policies affecting the return on residential investment. 91.220 (j); 91.320 (i)**

Washington County Department of Land Use and Transportation's (LUT) Long Range Planning Work program includes actions intended to encourage development of affordable and equitable housing for all community members, including increasing housing supply, reducing development barriers, and allowing a wider variety of housing types.

The final 2020-21 Long Range Planning (LRP) Work Program was approved by the Board in April 2020. Information about the work plan is here. [\\_](#)

### Short Term Rentals

Washington County has received complaints from residents about short-term rentals (STRs). Complaints have been focused on neighbor issues (e.g., noise, parties, etc), rather than housing availability or affordability.

Long Range Planning issued an issue paper in February 2020 discussing STRs in Washington County and outlined several possible options to regulate them. An online open house was conducted in winter 2021, and the Board directed staff to develop requirements and a licensing program. An ordinance to adopt new regulations is anticipated in 2021/2022. Information is available here. [\\_](#)

### House Bill (HB) 2001 (Middle Housing) implementation / housing affordability

Oregon House Bill 2001 (2019) includes a number of requirements intended to support development of “middle housing”. As defined by HB 2001, middle housing includes duplexes, triplexes, quadplexes, townhomes and cottage clusters, as well as provisions to support development of Accessory Dwelling Units (ADUs). HB2001 is intended to encourage housing affordability by increasing the supply of smaller housing units, but does not include any specific requirements related to affordability.

Washington County will be subject to HB2001 requirements and deadlines for large cities[1]. By June 30, 2022, Washington County must update its land use codes and regulations to:

- Allow a duplex on each lot or parcel within the UGB where detached single-family dwellings are allowed, and
- Allow all middle housing types in residential areas within the UGB that allow detached single-family dwellings

The Land Conservation and Development Commission (LCDC) adopted rules for HB2001 implementation in December 2020. Work on updates to comply with HB2001 will be a primary work task for Long Range Planning staff until at least June 2022. Work may include amendments to the development code, Community Plans, the Comprehensive Plan, or other County policies and regulations.

### **Actions taken to address obstacles to meeting underserved needs. 91.220(k); 91.320(j)**

Public engagement for HB2001 and middle housing related changes began with an Online Open House, and is expected to increase significantly in 2021/2022.

#### HB2001 Technical Assistance grant project

Washington County received a an \$80,000 HB2001 Technical Assistance grant to secure ECONorthwest to undertake an economic development feasibility study. The project determined where existing factors could make concentrations of new middle housing likely, and made initial assessments of the impact of potential County actions on the feasibility of middle housing development.

Key points from the study include:

- Redevelopment potential is mostly limited to larger lots.
- Middle housing is feasible throughout the UUA, but on a small fraction (about 3%) of parcels.
- New middle housing is more likely to be developed as ownership housing (especially townhomes).

This information will inform policy recommendations for HB2001 implementation and ensure that planning for related infrastructure keeps pace. This project was a major focus between July 2020 and June 2021, and feedback was actively solicited from Housing and Community Development.

The executive summary of the final report is here.

### **Potential Future Housing Related Work (work started July 1, 2021 or later)**

#### Continued House Bill (HB) 2001 (Middle Housing) implementation / housing affordability

Work in 2021/2022 will include collaboration with Housing Services and Community Development departments to modify County regulations to encourage development of a greater variety of housing types and enhance housing affordability. Ensure compliance with state law changes in HB 2001 and HB 2003. Efforts in 2021 focus on HB 2001 implementation and include:

- Ongoing participation in state-level implementation.
- Community Development Code (CDC) changes to meet state law and rule requirements that encourage middle housing variety/affordability.

- Public outreach for HB 2001 code concepts.
- Consider how other topics/studies relate to middle housing requirements, including: Sidewalk gaps (frontage improvement requirements). Infill concerns (e.g., compatibility). Centers and corridors housing capacity assessment. Address state law changes, as appropriate, including Senate Bill (SB) 458.

This work is expected to be supported by a DLCD Planning Assistance grant for engagement.

**Actions taken to reduce lead-based paint hazards. 91.220(k); 91.320(j)**

Washington County has continued to be proactive in addressing lead-based paint hazards. The Office of Community Development Housing Rehabilitation Coordinator is certified as a lead-based paint risk assessor, which enables her to do lead-based paint inspections and clearances for the Housing Rehabilitation Program Deferred Interest Bearing Loan and Home Access and Repair for Disabilities and Elderly Persons programs. The HOME Investment Partnerships Program rarely sees rental and owner-occupied developments constructed prior to 1978 come in for funding. In the few instances it has occurred, these applicants already have clearance for lead-based paint hazards.

**Actions taken to reduce the number of poverty-level families. 91.220(k); 91.320(j)**

The County continues to prioritize State and local funding sources to reduce the number of poverty-level families. The needs of the community are constantly evolving and the partnerships with area non-profits and social service providers enable the opportunity to address these changes. The annual application process allows OCD to address those needs within the goals and strategies defined by the County. The County allocates the maximum amount allowable to support public services annually to further the anti-poverty efforts of many local area non-profits.

Partnerships between public and private agencies continue to flourish and provide the resources needed for families to escape the burden of poverty. The County, while working with our area partners, continues to provide services that are critical to ensuring that people have pathways to achieving self-sufficiency through education, program assistance and guidance.

Washington County's public service and rental/owner-occupied housing programs are the primary output-oriented vehicles for reducing the number of poverty-level households in Washington County. Associated goals outlined in the Action Plan included provision of supportive services for homeless persons and families (ESG) as well as providing support to projects that implement strategies from "A Road Home" (CDBG).

Washington County also allocates a percentage of public service funding to support resident services at properties owned by Community Partners for Affordable Housing and Bienestar, our two local Community Housing Development Organizations. These services are critical to ensuring that persons have pathways to achieving self-sufficiency while living in affordable housing. Washington County

supports projects that implement a strategy from “A Road Home” by providing additional points in the application process, thereby supporting and leveraging resources to address homeless and at-risk households.

**Actions taken to develop institutional structure. 91.220(k); 91.320(j)**

There are strengths in the institutional delivery system. Collaboration, coordination and communication are strong in Washington County with relationships and advocacy in groups such as the Housing and Supportive Services Network (HSSN) of Washington County and the Coalition of Housing Advocates (CHA). These groups work to ensure there are a continuum of housing and services for low-income households, the homeless, and populations with special needs. Referrals are made between agencies and oftentimes housing providers reach out to service providers for on-site resident services or recruitment of tenants. The gaps in the institutional delivery system center on the difficulty in finding units for the hard-to-house populations. There are no overnight shelter beds for single men. There are a limited number of shelter beds for women. There are no respite homes.

The strengths of the service delivery system for special needs populations and persons experiencing homelessness include the countywide resource and referral network that includes 211info and the centralized assessment for homeless and at-risk households operated by Community Action. The Office of Community Development recently coordinated with the Department of Housing Services on updating the ESG and the Continuum of Care policy and procedures manuals. These updates ensured that policies matched for training and prioritization of populations for the Community Connect system.

The Homeless Management Information System (HMIS) has also been a strength within the service delivery point because we now have real time data to assess gaps. For special needs populations, there are several agencies that provide services that are specific to special needs populations including persons with disabilities, ex-offenders, seniors, farmworkers, persons with HIV/AIDS, domestic violence survivors, and persons with addictions. Many of these agencies provide both housing and supportive services for their clients. The gaps in the service delivery system include the fact that many of the supportive services are not targeted to homeless persons or those with HIV/AIDS. Funding is also erratic and inconsistent in meeting the needs within the service delivery system, especially given the needs in Washington County. There is a gap in permanent supportive housing models in Washington County that adequately integrate targeted supportive services with the permanent housing.

**Actions taken to enhance coordination between public and private housing and social service agencies. 91.220(k); 91.320(j)**

Within Washington County, there is a focus on connecting homeless persons to the mainstream services, such as health, mental health, and employment services, to the extent those services are used to complement services targeted to homeless persons. This is due to a countywide resource and referral network that includes 211info and the centralized assessment for homeless and at-risk households operated by Community Action, Community Connect. These agencies serve as entry points for homeless

persons to access mainstream resources. Households seeking assistance are assessed for participation in mainstream resources, including TANF, SNAP, public health plans, employment and housing services, and referred to programs for which they may be eligible.

For health, case managers and agencies routinely look to enroll uninsured clients in the Oregon Health Plan and ensure access through the Affordable Care Act. Agencies such as Virginia Garcia Memorial Health Clinic and Southwest Community Health Center look to fill the void in providing mainstream health care to homeless clients who may have chronic health conditions. For mental health, area agencies like Sequoia Mental Health Services, New Narrative, and LifeWorks NW also work to enroll clients in the Oregon Health Plan and link them with access to a mental health provider who can create an individualized plan to manage their mental health challenges. The mental health providers are actively involved in the Continuum of Care and work closely with homeless services providers to provide access to mental health services. These agencies not only work with these clients to address their supportive service needs associated with their mental health conditions but work diligently to house them in their own properties or through use of Shelter Plus Care vouchers within a Housing First model that will help stabilize them. For access to employment services, agencies such as Luke-Dorf, Community Action and the Washington County Department of Housing Services partner with WorkSystems to ensure clients can begin to receive the training, education, mentoring and coaching they need to gain employment and a road to self-sufficiency. In addition, the Department of Housing Services operates the Homeless to Work program, a transitional housing program that is focused specifically on supporting homeless individuals as they regain employment.

Consultation on the Emergency Solutions Grant (ESG) with Washington County's Housing and Supportive Services Network (HSSN), the Continuum of Care (CoC) body for Washington County, provides for the participation of local homeless service providers and not less than one homeless individual or formerly homeless individual in considering and making policies and decisions regarding any facilities, services, or other eligible activity that receives funding under Washington County homeless programs. Policies and other decisions resulting from this consultation process include how to allocate funds each year (between what eligible activities), the amount of funds distributed between activities, developing performance standards and evaluating outcomes, and development of policies and procedures related to the administration and operation of the County's Homeless Management and Information System (HMIS).

### **Identify actions taken to overcome the effects of any impediments identified in the jurisdictions analysis of impediments to fair housing choice. 91.520(a)**

In Washington County, housing for very low-income individuals (persons earning 50% MFI) continues to be a High Priority. Developing housing for residents with incomes below 30% MFI is not only the most costly to create, but also requires identifying sources of operating subsidy (such as rent subsidies). Some organizations have addressed this structural challenge by including housing for homeless or extremely low-income persons in mixed income housing, where the cash flow from units affordable at 50 or 60% MFI help finance units at deeper affordability levels. The Housing Authority of Washington County has

also project-based a number of its Housing Choice Section 8 vouchers to provide units affordable to households at 30% MFI and below. This past year staff from the Housing Authority of Washington County and the Office of Community Development (OCD) sat on the Technical Advisory Committee for the Metro Housing Bond. The Housing Authority leads the County's effort on the Housing Bond. OCD will provide support on environmental review and Davis-Bacon compliance. HOME funds will be a source of leverage in many of the bond-funded projects. The emphasis under the Metro Housing bond will be units serving households with incomes below 30% MFI.



## **CR-40 - Monitoring 91.220 and 91.230**

**Describe the standards and procedures used to monitor activities carried out in furtherance of the plan and used to ensure long-term compliance with requirements of the programs involved, including minority business outreach and the comprehensive planning requirements**

OCD staff views monitoring not as a once a year or periodic exercise, but as an ongoing process involving continuous communication and evaluation. Such a process involves frequent telephone/email contacts, written communications, analysis of reports and audits, and periodic meetings as needed. In this program year, OCD staff put together a list of the projects to be monitored on site for CDBG and ESG compliance. In addition, on-going desk audits were conducted through reviews of voucher requests. OCD also completes risk assessments for each CDBG sponsor, in compliance with 2 CFR Part 200. The method of selecting projects to be monitored on site is based on whether a project expended funds since the time of the last monitoring effort. Due to capacity issues, OCD is unable to monitor every project that expends funds. If a public service project is a two year project, we will monitor once unless findings are present. If the project is a set-aside project funded yearly, we monitor every third year. All construction projects are monitored. As part of the on-going monitoring process, we ensure that the sub-recipients provided outreach to minority and women-owned businesses for CDBG funded construction projects. We also monitor to ensure that subrecipients comply with Section 504, Title VI, Fair Housing, equal employment opportunity, and the requirements of other cross-cutting regulations.

All agencies had to certify whether a single audit had been triggered for that year. Single audits were reviewed by the Program Manager and verified that they had been submitted in the federal database.

## **Citizen Participation Plan 91.105(d); 91.115(d)**

**Describe the efforts to provide citizens with reasonable notice and an opportunity to comment on performance reports.**

Notice of the availability of a draft 2020 Consolidated Annual Performance and Evaluation Report for public review and comment was published in The Oregonian, El Latino de Hoy, The Hillsboro Tribune and the Washington County Times between August 24th and August 29th . Copies of the report were made available for review beginning Wednesday, September 1, at the Office of Community Development, 328 West Main, Suite 100, Hillsboro, Oregon, 97123, and available online at:  
<http://www.co.washington.or.us/CommunityDevelopment/Planning/annual-performance-report.cfm>.

Public comments on the draft plan were accepted through September 16, 2021. A public hearing on the public comment draft as well as to hear County resident views on emerging housing and community development needs was held on September 16, 2021 at 7:00 p.m.

**CR-45 - CDBG 91.520(c)**

**Specify the nature of, and reasons for, any changes in the jurisdiction’s program objectives and indications of how the jurisdiction would change its programs as a result of its experiences.**

The actions and discoveries obtained during preparation for the 2020-2024 Washington County Consolidated Plan contributed to the clarification of program objectives and changes to the program in the coming years. The planning process allowed the County to review the current needs and determine how our focus and current process meets those needs. Changes to the length of contracts and the amounts allocated we two such changes that were made to the coming year.

**Does this Jurisdiction have any open Brownfields Economic Development Initiative (BEDI) grants?**

No

**[BEDI grantees] Describe accomplishments and program outcomes during the last year.**

## **CR-50 - HOME 91.520(d)**

### **Include the results of on-site inspections of affordable rental housing assisted under the program to determine compliance with housing codes and other applicable regulations**

Please list those projects that should have been inspected on-site this program year based upon the schedule in §92.504(d). Indicate which of these were inspected and a summary of issues that were detected during the inspection. For those that were not inspected, please indicate the reason and how you will remedy the situation.

As a result of COVID-19, the monitoring completed by Washington County was severely restricted. Because of waiver afforded by HUD, monitoring was postponed in March 2020. It is anticipated that monitoring will again be current in late PY21. In preparation for the resumption of on-site inspections, the Office of Community Development has drafted a tentative schedule and begun desk audits for property files.

### **Provide an assessment of the jurisdiction's affirmative marketing actions for HOME units. 92.351(b)**

As part of the application process for HOME funds, subrecipients are required to describe their marketing strategy for the proposed projects. They are asked to describe their strategy for reaching those eligible households that are least likely to apply. Applicants also must complete and submit an Affirmative Marketing Plan, using Form HUD935.2A, and a Certification Form as attachments to the application. During desk and on-site monitoring for HOME projects, tenant rolls and client lists are reviewed to ensure that subrecipients are providing housing to typically underserved populations. The Office of Community Development incorporates the Equal Housing Opportunity logo and slogan into program materials; requiring subrecipients to use affirmative fair housing marketing practices when soliciting renters or buyers; and requiring subrecipients to make a good faith effort to solicit eligible persons who are unlikely to apply for housing assistance. In addition, Washington County continues to engage the Fair Housing Council of Oregon in efforts to educate the community about fair housing and to investigate instances of discrimination. Refer to IDIS reports to describe the amount and usage.

### **Refer to IDIS reports to describe the amount and use of program income for projects, including the number of projects and owner and tenant characteristics**

Washington County did not carryover any program income from PY2019 and received \$951,503 in program income during this program year. Washington County applied \$776,686 to the program activities. The remaining \$178,817 of program income from PY20 will be applied to approved projects in PY21.

**Describe other actions taken to foster and maintain affordable housing. 91.220(k) (STATES ONLY: Including the coordination of LIHTC with the development of affordable housing). 91.320(j)**

Within the Washington County HOME Consortium, public sector and non-profit groups have worked to increase the supply of affordable rental and maintain the inventory of owner-occupied housing in Washington County. In Program Year 2020, Washington County completed one affordable housing development. Due to COVID related delays and delays in financial requests, two additional projects, totaling over one hundred units of affordable housing, will be reported in PY 2021. For affordable housing developments, there is a lag time between the allocation of funds and the construction and completion of units, so occupancy typically is not realized in the same year that funding is allocated.

**CR-58 – Section 3**

Identify the number of individuals assisted and the types of assistance provided

<b>Total Labor Hours</b>	<b>CDBG</b>	<b>HOME</b>	<b>ESG</b>	<b>HOPWA</b>	<b>HTF</b>
--------------------------	-------------	-------------	------------	--------------	------------

Table 14 – Total Labor Hours

<b>Qualitative Efforts - Number of Activities by Program</b>	<b>CDBG</b>	<b>HOME</b>	<b>ESG</b>	<b>HOPWA</b>	<b>HTF</b>
--	-------------	-------------	------------	--------------	------------

Table 15 – Qualitative Efforts - Number of Activities by Program

Narrative

**CR-60 - ESG 91.520(g) (ESG Recipients only)**

ESG Supplement to the CAPER in *e-snaps*

For Paperwork Reduction Act

**1. Recipient Information—All Recipients Complete**

**Basic Grant Information**

**Recipient Name** WASHINGTON COUNTY  
**Organizational DUNS Number** 060588563  
**UEI**  
**EIN/TIN Number** 936002316  
**Identify the Field Office** PORTLAND  
**Identify CoC(s) in which the recipient or subrecipient(s) will provide ESG assistance** Hillsboro/Beaverton/Washington County CoC

**ESG Contact Name**

**Prefix** Ms  
**First Name** Jennie  
**Middle Name** H  
**Last Name** Proctor  
**Suffix**  
**Title** Program Manager

**ESG Contact Address**

**Street Address 1** 328 W Main St. Ste. 100  
**Street Address 2**  
**City** Hillsboro

State OR  
ZIP Code -  
Phone Number 5038468663  
Extension  
Fax Number  
Email Address jennie\_proctor@co.washington.or.us

**ESG Secondary Contact**

Prefix  
First Name  
Last Name  
Suffix  
Title  
Phone Number  
Extension  
Email Address

**2. Reporting Period—All Recipients Complete**

Program Year Start Date 07/01/2020  
Program Year End Date 06/30/2021

**3a. Subrecipient Form – Complete one form for each subrecipient**

**Subrecipient or Contractor Name:** Community Action Organization  
**City:** Hillsboro  
**State:** OR  
**Zip Code:** 97123, 3822  
**DUNS Number:** 071819999  
**UEI:**  
**Is subrecipient a victim services provider:** N  
**Subrecipient Organization Type:** Other Non-Profit Organization  
**ESG Subgrant or Contract Award Amount:** 192189

## CR-65 - Persons Assisted

### 4. Persons Served

#### 4a. Complete for Homelessness Prevention Activities

Number of Persons in Households	Total
Adults	0
Children	0
Don't Know/Refused/Other	0
Missing Information	0
<b>Total</b>	<b>0</b>

Table 16 – Household Information for Homeless Prevention Activities

#### 4b. Complete for Rapid Re-Housing Activities

Number of Persons in Households	Total
Adults	57
Children	56
Don't Know/Refused/Other	0
Missing Information	0
<b>Total</b>	<b>113</b>

Table 17 – Household Information for Rapid Re-Housing Activities

#### 4c. Complete for Shelter

Number of Persons in Households	Total
Adults	0
Children	0
Don't Know/Refused/Other	0
Missing Information	0
<b>Total</b>	<b>0</b>

Table 18 – Shelter Information

#### 4d. Street Outreach

Number of Persons in Households	Total
Adults	0
Children	0
Don't Know/Refused/Other	0
Missing Information	0
<b>Total</b>	<b>0</b>

Table 19 – Household Information for Street Outreach

#### 4e. Totals for all Persons Served with ESG

Number of Persons in Households	Total
Adults	50
Children	63
Don't Know/Refused/Other	0
Missing Information	0
<b>Total</b>	<b>113</b>

Table 20 – Household Information for Persons Served with ESG

#### 5. Gender—Complete for All Activities

	Total
Male	50
Female	63
Transgender	0
Don't Know/Refused/Other	0
Missing Information	0
<b>Total</b>	<b>113</b>

Table 21 – Gender Information



## 6. Age—Complete for All Activities

	<b>Total</b>
Under 18	56
18-24	9
25 and over	48
Don't Know/Refused/Other	0
Missing Information	0
<b>Total</b>	<b>113</b>

Table 22 – Age Information

## 7. Special Populations Served—Complete for All Activities

### Number of Persons in Households

Subpopulation	Total	Total Persons Served – Prevention	Total Persons Served – RRH	Total Persons Served in Emergency Shelters
Veterans	4	0	4	0
Victims of Domestic Violence	30	0	30	0
Elderly	2	0	2	0
HIV/AIDS	0	0	0	0
Chronically Homeless	15	0	15	0
<b>Persons with Disabilities:</b>				
Severely Mentally Ill	16	0	16	0
Chronic Substance Abuse	2	0	2	0
Other Disability	19	0	19	0
Total (Unduplicated if possible)	88	0	88	0

Table 23 – Special Population Served

## CR-70 – ESG 91.520(g) - Assistance Provided and Outcomes

### 10. Shelter Utilization

Number of New Units - Rehabbed	0
Number of New Units - Conversion	0
Total Number of bed-nights available	0
Total Number of bed-nights provided	0
Capacity Utilization	0.00%

Table 24 – Shelter Capacity

### 11. Project Outcomes Data measured under the performance standards developed in consultation with the CoC(s)

Program outcome data measurements under the performance standards were developed in consultation with the Continuum of Care (CoC). For the Street Outreach activity, the performance standard identified was “entry and exit measures, or destination at exit.”, The performance measurement for this activity is the average shelter stay for individuals exiting to permanent housing and the average length of time that families spent on the shelter waitlist last year. For the Emergency Shelter activity, the average shelter stay for families exiting to permanent housing was **31** days and the average wait time spent on the shelter waitlist was **5** weeks. For the Homeless Prevention and Rapid Re-housing activities, the performance standard identified was a reduction in the time spent homeless. The performance measurement developed for both of these activities was the number of new incidences of homelessness and a reduced recidivism rate. For persons served through rapid re-housing activities, **51%** of households accessing services were experiencing their first episode of homelessness in their lifetime (new episodes).

## CR-75 – Expenditures

### 11. Expenditures

#### 11a. ESG Expenditures for Homelessness Prevention

	Dollar Amount of Expenditures in Program Year		
	2018	2019	2020
Expenditures for Rental Assistance	0	0	0
Expenditures for Housing Relocation and Stabilization Services - Financial Assistance	0	0	0
Expenditures for Housing Relocation & Stabilization Services - Services	0	0	0
Expenditures for Homeless Prevention under Emergency Shelter Grants Program	0	0	0
<b>Subtotal Homelessness Prevention</b>	<b>0</b>	<b>0</b>	<b>0</b>

Table 25 – ESG Expenditures for Homelessness Prevention

#### 11b. ESG Expenditures for Rapid Re-Housing

	Dollar Amount of Expenditures in Program Year		
	2018	2019	2020
Expenditures for Rental Assistance	0	0	0
Expenditures for Housing Relocation and Stabilization Services - Financial Assistance	156,366	168,279	166,145
Expenditures for Housing Relocation & Stabilization Services - Services	0	0	0
Expenditures for Homeless Assistance under Emergency Shelter Grants Program	0	0	0
<b>Subtotal Rapid Re-Housing</b>	<b>156,366</b>	<b>168,279</b>	<b>166,145</b>

Table 26 – ESG Expenditures for Rapid Re-Housing

#### 11c. ESG Expenditures for Emergency Shelter

	Dollar Amount of Expenditures in Program Year		
	2018	2019	2020
Essential Services	0	0	0
Operations	0	0	0
Renovation	0	0	0

Major Rehab	0	0	0
Conversion	0	0	0
<b>Subtotal</b>	<b>0</b>	<b>0</b>	<b>0</b>

Table 27 – ESG Expenditures for Emergency Shelter

**11d. Other Grant Expenditures**

	Dollar Amount of Expenditures in Program Year		
	2018	2019	2020
Street Outreach	0	0	0
HMIS	0	0	0
Administration	0	0	0

Table 28 - Other Grant Expenditures

**11e. Total ESG Grant Funds**

Total ESG Funds Expended	2018	2019	2020
	156,366	168,279	166,145

Table 29 - Total ESG Funds Expended

**11f. Match Source**

	2018	2019	2020
Other Non-ESG HUD Funds	0	0	0
Other Federal Funds	0	0	0
State Government	150,000	181,923	181,923
Local Government	0	0	0
Private Funds	0	0	0
Other	0	0	0
Fees	0	0	0
Program Income	0	0	0
<b>Total Match Amount</b>	<b>150,000</b>	<b>181,923</b>	<b>181,923</b>

Table 30 - Other Funds Expended on Eligible ESG Activities

**11g. Total**

<b>Total Amount of Funds Expended on ESG Activities</b>	<b>2018</b>	<b>2019</b>	<b>2020</b>
	306,366	350,202	348,068

**Table 31 - Total Amount of Funds Expended on ESG Activities**

**Balance of ESG-CV Funds**

Washington County will continue to work with both Community Action Organization and the Portland HUD Office to ensure timely use of the ESG-CV funds



**PROGRAM YEAR 2020 CONSOLIDATED ANNUAL  
PERFORMANCE & EVALUATION REPORT**

**CITY OF BEAVERTON CDBG PROGRAM**

## **CR-05 - Goals and Outcomes**

### **Progress the jurisdiction has made in carrying out its strategic plan and its action plan. 91.520(a)**

This could be an overview that includes major initiatives and highlights that were proposed and executed throughout the program year.

COVID NARRATIVE: Throughout this report the City of Beaverton describes how COVID has impacted all of its CDBG program work in addition to activities taken on with CDBG-CV as well. The city has provided accomplishment detail in attached tables as suggested by HUD. Resources spent will be described in CR15 - Resources. All CDBG-CV funds spent met the standard of preventing, preparing and responding to the Corona Virus. As our CV money was entered into our PY19 AAP and not associated with its current Consolidated Plan, the information regarding CV funds is noted in narratives throughout this CAPER, tables added within the CAPER and PR26CV uploaded under CR00-Admin.

The City of Beaverton, as an Entitlement Community, manages a Community Development Block Grant Program (CDBG), receiving annual funding award from the U.S. Department of Housing and Urban Development (HUD). The City's relatively modest entitlement, impacts the amount of work that is funded with CDBG. In addition, the Con Plan provides objectives, based upon considerable community outreach, and prioritizes those objectives and are seen to fruition in the Annual Action Plan. Based on the amount of our entitlement, Beaverton focuses on the very highest priority activities, shared throughout this document.

This is the first reporting year of a five-year Consolidated Planning cycle which began with PY 2020. Actual accomplishments were directly impacted by COVID-19. Extended government requirements for social distancing, mandatory masking, and continued trepidation over contracting the virus and whether or not to get vaccinated, continues to affect outcome numbers. Actual accomplishment data far surpassed expectations in the areas of emergency rent payments and micro-enterprise. People continue to struggle to pay their current and past due rent as rapidly changing rent moratoriums are hard to keep up with. Micro-businesses were eager to use available programming to retain, pivot and increase their micro-enterprise models. People of color continue to be disproportionately impacted by COVID's effects.

Overnight shelters, requests for owner occupied emergency rehabilitation and re-roof programs decreased. Unaccompanied youth, served by Ecumenical Ministries' Second Home Program, was not able to place children in volunteer homes at previous rates due to COVID.

Given the resilient housing market, home-buyer assistance met 67% of its projected goal. A competitive market led to increased housing prices which has been the most difficult hurdle in providing the amount of assistance necessary in getting low-mod income applicants into a home.



Owner occupied emergency home repair programs still struggle with the effects from COVID with 67% of the project goals met, although numbers served rebounded toward the end of the program year.

The following Program Year 2020 accomplishments are documented in more detail throughout this report

**Comparison of the proposed versus actual outcomes for each outcome measure submitted with the consolidated plan and explain, if applicable, why progress was not made toward meeting goals and objectives. 91.520(g)**

Categories, priority levels, funding sources and amounts, outcomes/objectives, goal outcome indicators, units of measure, targets, actual outcomes/outputs, and percentage completed for each of the grantee’s program year goals.

Goal	Category	Source / Amount	Indicator	Unit of Measure	Expected – Strategic Plan	Actual – Strategic Plan	Percent Complete	Expected – Program Year	Actual – Program Year	Percent Complete
Homebuyer Programs	Affordable Housing	CDBG: \$	Direct Financial Assistance to Homebuyers	Households Assisted	15	2	13.33%	3	2	66.67%
Implements a Road Home	Homeless	CDBG: \$	Homeless Person Overnight Shelter	Persons Assisted	800	343	42.88%	160	343	214.38
Implements a Road Home	Homeless	CDBG: \$	Homelessness Prevention	Persons Assisted	0	0	0	0	0	0
Micro Enterprise Technical Assistance	Non-Housing Community Development	CDBG: \$	Businesses assisted	Businesses Assisted	325	139	42.77%	65	139	213.85%
Owner Occupied Housing Rehabilitation	Affordable Housing	CDBG: \$	Homeowner Housing Rehabilitated	Household Housing Unit	182	42	23.08%	36	42	116.67%

Supportive Services	Homeless Non-Homeless Special Needs Non-Housing Community Development	CDBG: \$	Public service activities other than Low/Moderate Income Housing Benefit	Persons Assisted	0	0	0	0	0	0
Supportive Services	Homeless Non-Homeless Special Needs Non-Housing Community Development	CDBG: \$	Public service activities for Low/Moderate Income Housing Benefit	Households Assisted	800	914	114.25%	330	914	276.97

**Table 1 - Accomplishments – Program Year & Strategic Plan to Date**

**Assess how the jurisdiction’s use of funds, particularly CDBG, addresses the priorities and specific objectives identified in the plan, giving special attention to the highest priority activities identified.**

All highest priorities as specified in the 2020 Consolidated Plan of the Washington County Consortium were supported, which included homeless services provided through the program known as a Road Home which are deployed by Community Connect. Additionally, with HUD’s waiver to the public services cap due to COVID, the City was able to deploy additional funds for emergency rent assistance which had a tremendous, positive impact on Beaverton’s low-income residents as well as landlords. Additionally, the two tranches of direct COVID allocations HUD provided were deployed to keeping people housed, which was top priority in Con Plan objectives. The City of Beaverton appreciates HUD’s hard work in calculating and deploying additional funds in such an expeditious manner. Cares Act funds aren’t included in these projections.

## CR-10 - Racial and Ethnic composition of families assisted

Describe the families assisted (including the racial and ethnic status of families assisted).

91.520(a)

	CDBG
White	878
Black or African American	131
Asian	71
American Indian or American Native	51
Native Hawaiian or Other Pacific Islander	66
<b>Total</b>	<b>1,197</b>
Hispanic	468
Not Hispanic	844

Table 2 – Table of assistance to racial and ethnic populations by source of funds

### Narrative

Demographics in IDIS allows for Multi-Racial category. However, in the CAPER it does not.

243 families/individuals self-identify as multi-racial bringing the total served to 1440

CDBG CV Race and Ethnicity Outcomes are reported in CDBG-CV Table Attached. Data is reported as Supportive Services - Public service activities for Low/Moderate Income Housing Benefit

## CR-15 - Resources and Investments 91.520(a)

### Identify the resources made available

Source of Funds	Source	Resources Made Available	Amount Expended During Program Year
CDBG	public - federal	1,192,712	803,461

Table 3 - Resources Made Available

### Narrative

This figures do not include program income. With Program Income Resources were 102,502.64 which made total resources available, 1,295,215.05.

Amount Expended in Program Income was 102,502.64 which made total expended 905,964.11. This matches the PR26 Actiity Summary Report which is uploaded to this CAPER. The PR26 Financial Summary Report does not balance with PR26 Activity Summary Report or the PR05 or the PR02. The city "created" the CAPER template in IDIS which populated the PR26 Financial Summary Report with incompelte data. It is understood that the CAPER needs to be created through E-Planning Suite. The city assures HUD that the PY21 CAPER will go through E-Planning Suite.

OTHER REPRESENTS CDBG-CV Funds

### Identify the geographic distribution and location of investments

Target Area	Planned Percentage of Allocation	Actual Percentage of Allocation	Narrative Description

Table 4 – Identify the geographic distribution and location of investments

### Narrative

The City of Beaverton has only one geographic target area; those living within city limits. Although the City hasn't spent 100% of its entitlement for various reasons which include unspent sub-recipient allocations, set asides for maintenance and repair costs for its Section 108 Building, The Longhorn, as well unforeseen opportunities guided by the Strategic Plan, 100% of the City's entitlement will go to beneficiaries living in Beaverton City Limits.

## Leveraging

**Explain how federal funds leveraged additional resources (private, state and local funds), including a description of how matching requirements were satisfied, as well as how any publicly owned land or property located within the jurisdiction that were used to address the needs identified in the plan.**

While CDBG has no match requirement, the city requires the NOFA applicant itemize its leveraged resources and amounts in their annual application for CDBG funds. As the city funds as many high priority areas as possible, grant amounts are often low. It would be virtually impossible to run a program without leverage to carry out the activity and is weighted in the decision to fund. Leverage is entered into IDIS at the time of activity and funding set up.

## CR-20 - Affordable Housing 91.520(b)

Evaluation of the jurisdiction's progress in providing affordable housing, including the number and types of families served, the number of extremely low-income, low-income, moderate-income, and middle-income persons served.

	One-Year Goal	Actual
Number of Homeless households to be provided affordable housing units	160	343
Number of Non-Homeless households to be provided affordable housing units	330	1,264
Number of Special-Needs households to be provided affordable housing units	0	0
<b>Total</b>	<b>490</b>	<b>1,607</b>

Table 5 – Number of Households

	One-Year Goal	Actual
Number of households supported through Rental Assistance	170	812
Number of households supported through The Production of New Units	0	0
Number of households supported through Rehab of Existing Units	36	42
Number of households supported through Acquisition of Existing Units	3	2
<b>Total</b>	<b>209</b>	<b>856</b>

Table 6 – Number of Households Supported

**Discuss the difference between goals and outcomes and problems encountered in meeting these goals.**

Outcomes/Actuals exceeded previous one year goals. In a word, COVID, increased the need for public services. From homeless services to rental assistance increases in needs and services were tremendous. In an effort to meet the increased need for rental assistance, the city deployed all unspent CDBG funds being held for special/unforeseen projects toward subsistence payments for emergency rental assistance and electricity. Shelters for families and children always saw large increases in a demand for services and

surpassed all goals. That HUD waived the public services cap made all the difference in meeting the increased demand.

The goal that was not met was homeownership. Although there was much uncertainty through COVID, the area housing market remained robust and low-mod clients seeking to purchase their own homes, had a difficult time locating affordable homes.

It is our hope that the numbers will level out as COVID moves away from the forefront.

CDBG-CV - Number of Households Supported through Rental Assistance: 1448

**Discuss how these outcomes will impact future annual action plans.**

The city will continue to refer to the Analysis of Impediments and seeks the opinions of its community and institutional partners. For example, to deploy initial CDBG-CV funds in the highest need areas, more than 20 non-profits and partner agencies were interviewed. When CV3 funds were received, these partners were contacted again. How to mitigate the upheaval of COVID is still in the forefront of our decision making. For example, the city works with sub-recipients who were not able to spend their awards by PYE to make a case-by-case decision on whether or not to roll the funds forward. The city strives to meet as many priorities set forth in the Con Plan and the Analysis of Impediments with a lens on COVID responsiveness.

**Include the number of extremely low-income, low-income, and moderate-income persons served by each activity where information on income by family size is required to determine the eligibility of the activity.**

<b>Number of Households Served</b>	<b>CDBG Actual</b>	<b>HOME Actual</b>
Extremely Low-income	1,251	0
Low-income	423	0
Moderate-income	115	0
<b>Total</b>	<b>1,789</b>	<b>0</b>

**Table 7 – Number of Households Served**

**Narrative Information**

As indicated by the table above, the need of the extremely low-income family is very high and the city has deployed its resources pursuant to highest need and in compliance with its Strategic Plan, to serve this extremely vulnerable population.

This section remains confusing as it mentions two different methods of measurement. The request asks for “number of persons served by each activity where verification on income by family size is required to determine eligibility.” The header on the table then requests “number of households served” for

reporting. When referring to HUD direction in the CAPER Guidebook it states: **“Table description states “families assisted” but data is both families and persons assisted.”** Which is equally confusing. As our data collected is based on a combination of households and individuals, depending on the activity (e.g., home buying is reported as 1 household whereas a homeless shelter reports individual.) Therefore, the city is reporting respectively. The city respectfully asks for clearer direction in the future.

CDBG-CV - The following data reflects the income demographic of those served with CV funds:

Extremely Low (<30%) 1089 Low-income (31-50%) 592 Moderate Income (51-80%) 100



## **CR-25 - Homeless and Other Special Needs 91.220(d, e); 91.320(d, e); 91.520(c)**

**Evaluate the jurisdiction's progress in meeting its specific objectives for reducing and ending homelessness through:**

### **Reaching out to homeless persons (especially unsheltered persons) and assessing their individual needs**

At the time of the reporting on PY20 activities and as part of the 5-year Consolidated Plan's Strategic Plan, the City of Beaverton, in collaboration with the Washington County Consortium (WCC), is a part of the 10-Year Plan to End Homelessness. Currently named A Road Home. This plan includes three strategies that come together in a comprehensive and integrated system of care referral known as Community Connect.

These strategies include:

- Create a Universal Point of Referral for At-Risk Tenancies,
- Create a Unified Assessment System identified the need to reduce barriers people in housing crisis experience as they seek-out resources in our community, and
- Expand Homeless Outreach. This system aligns Continuum of Care Program, Emergency Solution Grant (ESG), and other public and privately funded initiatives and policy to link homeless individuals and families with the most appropriate services to meet their needs. While extensive outreach is performed by the WCC jurisdictions in forming the Consolidated Plan, annual outreach is largely performed by Subrecipients of CDBG funding.
- The engagement of unsheltered persons is performed through a collaborative network of homeless outreach staff, a daytime walk-in center providing basic need resources, and community partners that includes severe weather shelters, meal sites, clothing closets, and emergency utility/rent assistance provided by faith-based and nonprofit organizations. Through this engagement, all at-risk and homeless persons are referred to Community Connect, the Coordinated and Centralized Assessment System that serves as Washington County's single-point entry system that screens individuals for homeless eligibility, assesses their housing and service needs, and refers the homeless individual to programs that can provide client-specific services integrated with housing, linkage to employment and health care resources. Community Connect was implemented in January 2014 to provide a single-point access point that evaluates at risk and homeless people consistently for assistance, implements prevention and diversion standards (Housing First), and client-centered referral to the most appropriate housing and services based on a standard assessment tool. CDBG funds were used to fund Community Action Organization, a PY20 Subrecipient that oversees Community Connect to maintain the single-point access for housing assistance.

While this strategy has worked, there will be changes in the upcoming PY21 as the County is revamping the entire system due to increased funding.

## **Addressing the emergency shelter and transitional housing needs of homeless persons**

The City of Beaverton also provides CDBG funds to the Good Neighbor Center (GNC) and Boys & Girls Aid (B&GA) programs. GNC is a transitional housing shelter for families where clients receive room and board for what was, up to six weeks along with referrals to transitional and permanent housing programs, employment, and training programs. Currently given COVID-19 circumstances, clients of these subrecipients are allowed to stay longer and up to and through the ease of the pandemic. Clients participate in weekly mandatory Life Skills classes and are provided access to public benefits. Children in school are offered counseling and are invited to participate in a daily Homework Club where they receive individualized tutoring and go to a ten-week full day Summer School. Adult GED services are also available. B&GA is a shelter for homeless youth where individual needs are assessed through one-on-one case management. Youth are then connected to additional resources based on their individual needs, including counseling, school and GED programs, skill building classes, and other community and public resources to increase self-sufficiency and transition into stable housing.

**Helping low-income individuals and families avoid becoming homeless, especially extremely low-income individuals and families and those who are: likely to become homeless after being discharged from publicly funded institutions and systems of care (such as health care facilities, mental health facilities, foster care and other youth facilities, and corrections programs and institutions); and, receiving assistance from public or private agencies that address housing, health, social services, employment, education, or youth needs**

As discussed above, Community Connect is an integrated one stop shop for emergency shelter needs. Those needing assistance are screened and placed through a comprehensive and inclusive network of agencies in Washington County including Beaverton and Hillsboro.

The city does not receive Continuum of Care funds, nor does it allocate CDBG funds to assisting those transitioning out of or avoiding homelessness into permanent, affordable housing. Our public service dollars go towards family and children's shelters and emergency rent in its efforts to end homelessness.

**Helping homeless persons (especially chronically homeless individuals and families, families with children, veterans and their families, and unaccompanied youth) make the transition to permanent housing and independent living, including shortening the period of time that individuals and families experience homelessness, facilitating access for homeless individuals and families to affordable housing units, and preventing individuals and families who were recently homeless from becoming homeless again**

The city funds Ecumenical Ministries of Oregon which places unaccompanied youth seeking to finish high school with volunteer families who have agreed to house and support the client through graduation. Community Action of Oregon also receives funds for subsistence payments (emergency rent and utilities) to assist in preventing homelessness which has been critical this year. Community Partners

for Affordable Housing is also a subrecipient of the City of Beaverton and provides supportive services to residents of affordable housing properties to provide the assistance and maintenance each client needs to remain successfully housed. Many of these residents who are at or below 30% MFI are affected by other issues, such as mental health or addiction issues.

Although the city does not use its CDBG entitlement funds to develop affordable housing, through the Metro Housing Bond, the city is still on track to deliver more than 400 units to its affordable housing portfolio, serving the demographic of 60% and under. Low barrier screening criteria will be employed to ensure those who have struggled in the past with homelessness and economic distress can be housed and supportive services programs will be linked to these projects as well.

## **CR-30 - Public Housing 91.220(h); 91.320(j)**

### **Actions taken to address the needs of public housing**

The city does not have or participate in public housing. Consortium partner, Washington County Office of Community Development reports on the Washington County. However, the city is partnering with the Washington County Housing Authority with regard to the Metro Housing Bond projects being developed in Beaverton. The Housing Authority has entered into an IGA with the city to provide 35 Project Based Vouchers to allow for the deployment of 30% units in these projects.

### **Actions taken to encourage public housing residents to become more involved in management and participate in homeownership**

While the city funds homeownership through Proud Ground, the city does not conduct specific outreach to public housing residents. The city does not have or participate in public housing. Consortium partner, Washington County Office of Community Development reports on the Washington County

### **Actions taken to provide assistance to troubled PHAs**

The city does not have or participate in public housing. Consortium partner, Washington County Office of Community Development reports on the Washington County

## **CR-35 - Other Actions 91.220(j)-(k); 91.320(i)-(j)**

**Actions taken to remove or ameliorate the negative effects of public policies that serve as barriers to affordable housing such as land use controls, tax policies affecting land, zoning ordinances, building codes, fees and charges, growth limitations, and policies affecting the return on residential investment. 91.220 (j); 91.320 (i)**

- Committee participation with housing providers
- Tax exemptions, reducing operational costs, for non-profits that own regulated housing
- Land contributions to developers that build affordable housing
- Development review and building permit fee waivers
- Allocation of funding for off-site improvements in low income neighborhoods
- Funding support to the Community Housing Fund (a non-profit that provides preconstruction and bridge loans for affordable housing)
- Determining impediments to Fair Housing
- Working with the parks district, Tualatin Hills Park & Recreation District (THPRD), to remove or reduce system development charges (SDCs) for development of 30% and below AMI housing units

## **Actions taken to address obstacles to meeting underserved needs. 91.220(k); 91.320(j)**

Actions taken to support meeting underserved needs include;

- Assisting newly homeless persons find appropriate and available services
- Implementing the construction of 218 units of affordable housing through the local housing bond, 40% of which are targeted to serve extremely low-income households
- Support services will be provided to a yet to be determined number of renters coming online through the housing bond projects
- Property tax abatement for all regulated affordable housing provided by non-profits
- Backing filling System Development Charges on a case by case basis
- Partner with the County to connect Supportive Housing Services to new affordable units being developed for the benefit of chronically homeless residents.

## **Actions taken to reduce lead-based paint hazards. 91.220(k); 91.320(j)**

Each Subrecipient understands and agrees that any construction or rehabilitation of a residential structure shall be subject to HUD Lead-Based Paint Regulations at **24 CFR 570.608 and 24 CFR Part 35, Subpart B**, which have been promulgated under the Lead-Based Paint Poisoning Prevention Act (42 U.S.C. 4821–4846) and the Residential Lead-Based Paint Hazard Reduction Act of 1992 (42 U.S.C. 4851–4856). Lead-safe Housing Rule requirements found in Section 1012 and 1013 of Title X must be met. The city, as part of the routine Environmental Reviews, checks the due diligence of each sub-recipient in providing the disclosure and testing requirements in the LSHR

### **Actions taken to reduce the number of poverty-level families. 91.220(k); 91.320(j)**

Every activity the City of Beaverton funds through its CDBG entitlement award is focused on reducing poverty and increasing opportunities for those who have historically been marginalized through robust outreach. Whether it be through assisting families in getting off the street and into a shelter, funding the acquisition of a home for a low-moderate income family, giving technical assistance to a client who wants to start their own business or assisting families with subsistence payments for rent to keep them in housing.

The city is part of the Washington County Jurisdiction who works closely with nonprofits, faith-based organizations, and agencies which provide services for, addiction, mental illness, veterans, homeless, income growth, homeless prevention, affordable homeownership and multifamily development. This relationship helps us to reach a greater level of efficiency and effectiveness as we share experiences, technical knowledge, and intellectual capital.

The city has a solid working relationship with the local HUD CPD office. HUD representatives continue to be responsive and willing to assist. This type of relationship helps the city reach its Strategic Plan goals of reducing the number in poverty in the most efficient way possible. During this time of continual adjustment to what was supposed to be a short-term work from home assignment during a pandemic and economic crisis, HUD staff has remained a crucial part of our success.

### **Actions taken to develop institutional structure. 91.220(k); 91.320(j)**

CDBG staff work closely and collaboratively with the mayor's office and other departments, such as economic development, long range planning, transportation, permits, inspectors and finance to create a place where Beaverton residents feel like they can get the assistance and the answers they seek. For example, the CDBG NOFA selection group is comprised of employees from various city-wide departments including the police, social services, community services and engagement as well as others who work in Community Development. The City of Beaverton takes a wholistic approach to serving the community, with the philosophy of maximizing its intellectual capital and experience to create an effective and dynamic institutional structure that evolves over time as the community and its needs change. A good example of one such action is the Housing Five Year Action Plan. With input from its governing bodies, staff and social service networks, the city has created a plan to address housing needs in the area and has recently updated this plan to reflect anticipated needs moving forward.

### **Actions taken to enhance coordination between public and private housing and social service agencies. 91.220(k); 91.320(j)**

The city continues to maintain and grow its relationships with local non-profits, some of whom provide services through CDBG grants. CDBG staff regularly attend the Washington County Housing and

Supportive Services Network and belong to city and county networks which share information and resources.

Private housing developers have successfully been incentivized to provide affordable housing unit set-asides in new developments through regulatory agreements which will be monitored for compliance by Community Development Housing staff through the affordability period.

**Identify actions taken to overcome the effects of any impediments identified in the jurisdictions analysis of impediments to fair housing choice. 91.520(a)**

The city provides information to landlords and tenants via our city's eviction moratorium hotline that is operate by the city's affordable housing team. In addition to this resource, the City of Beaverton, Washington County, and the City of Hillsboro partnered with the Fair Housing Council of Oregon to hold three fair housing trainings. These trainings were held in PY20 and attended by landlords, shelter providers, and Culturally Specific Groups and Community Based Organizations

**Training Topics**

- Understanding fair housing basics and your responsibilities as a landlord, Review disability, reasonable accommodation, and modifications including assistance animals, Review source of income and rent subsidies, discuss resident on resident harassment, Fair housing basics with a focus on families with children, Protections based on national origin, domestic violence, and criminal history, Protections against hate and harassment under the Fair Housing Act.

In addition to the trainings, Washington County and the Cities of Beaverton and Hillsboro partnered with the Fair Housing Council of Oregon to produce five short educational videos on the topic of fair housing. The videos are meant to be informative and raise awareness on housing discrimination that is common and obvious to the instances that are ambiguous and unclear through the lens of a family's rental life cycle. The videos can be found on our fair housing website.

- Signs of Discrimination While Applying
- Reasonable Accommodations and Reasonable Modifications
- Housing Discrimination Against Families with Children and People Who Use Section 8 Vouchers
- Harassment By Neighbor
- Signs of Discrimination While Exiting Housing

## **CR-40 - Monitoring 91.220 and 91.230**

**Describe the standards and procedures used to monitor activities carried out in furtherance of the plan and used to ensure long-term compliance with requirements of the programs involved, including minority business outreach and the comprehensive planning requirements**

The City of Beaverton has been a CDBG Entitlement Community for more than 20 years. The city is audited annually by an independent firm, which also audits the city's CDBG program to the federal Office of Management and Budget's (OMB) applicable interpretations of the Code of Federal Regulations. Both audits reviewed the city's processes for ensuring compliance. The city's monitoring plan for CDBG Subrecipient compliance has been reviewed by OMB and HUD regulators.

The city's monitoring plan, outlined in the Consolidated Plan, allows the city to make informed judgments about Subrecipients' program effectiveness, efficiencies, and ability to prevent fraud, waste, and abuse of public funds. Monitoring also allows the City to provide technical assistance to help Subrecipients comply with applicable laws and regulations, improve technical skills, increase capacity, and stay updated on regulations relevant to CDBG. Additionally, monitoring helps to identify deficiencies, and highlight accomplishments and best practices that can be duplicated.

HUD's Managing CDBG A Guidebook for Grantees on Subrecipient Oversight is used as the city's monitoring playbook and contains complete and easily understandable guidance.

Monitoring will be conducted based on budget and parameters set by the city to assess risk at various levels and under different circumstances. While the City would like to conduct annual site visits with each organization under agreement, the City's entitlement administration budget will not support this approach. The City shall seek to complete the following site visits annually as determined by the following criteria:

- All Activities requiring City Council Approval, currently the budget threshold is \$100,000, typically our Homeownership Program, annually.
- At least one Housing Rehabilitation Activity, annually.
- At least one Economic Development Activity, annually.
- Any Subrecipient not under an agreement during the previous three years.
- One Public Services Activity at least once every four years.
- As necessary any activity determined to have potential areas and levels of risk.

In PY20 four Subrecipients were monitored. Due to COVID protocol, each monitoring took place via online Zoom or Microsoft Teams. Files were shared electronically with sensitive information either redacted or shared via a password protected, vaulted website, such as Google Docs. All agencies had required documentation ready and available. There were no outstanding or unresolved findings.



## **Citizen Participation Plan 91.105(d); 91.115(d)**

### **Describe the efforts to provide citizens with reasonable notice and an opportunity to comment on performance reports.**

The City of Beaverton works in concert with Washington County's public review process as a consortium. A draft version of this CAPER report will be made available for public review and comment for a 15-day period. A notice will run in the Washington County Times, Beaverton edition and will be posted on-line. The notice will also be sent to the membership listservs of the Housing and Supportive Services Network (HSSN) of Washington County as well as to CDBG Subrecipients.

The county and city continued to host virtual public meetings for comment. These meetings have seen higher attendance than those held in person in previous years.

Notices and interpreters are provided in several languages.

## **CR-45 - CDBG 91.520(c)**

### **Specify the nature of, and reasons for, any changes in the jurisdiction's program objectives and indications of how the jurisdiction would change its programs as a result of its experiences.**

Micro-enterprise sub-recipients have been asked to continue to meet the added objective of business retention in addition to technical assistance for types of business models which either began or increased because of COVID. Strong efforts to help clients maintain a viable business which may mean changing focus, accessing additional capital or taking advantage of new opportunities brought on by the pandemic have remained a criteria for funding.

Although rental assistance has always been a funded priority of the city, due to the economic challenges brought by COVID additional rental assistance (subsistence payments) funding was deployed for emergency rent and utility payments with previously unspent funds held aside for other opportunities.

CDBG-CV funds were spent on activities to prevent, prepare and respond to the Corona Virus. The City spent its CV funds on emergency rent and electricity payments and meals to low income seniors. According to the local executive director, Meals on Wheels saw a 400% increase in service. As local senior centers closed down and were no longer providing meals to low income seniors and grocery stores had limits on how many people they let in at a time which gave way to long lines, the demand for

meals grew.

**Does this Jurisdiction have any open Brownfields Economic Development Initiative (BEDI) grants?**

No

**[BEDI grantees] Describe accomplishments and program outcomes during the last year.**

## **CR-45 - CDBG 91.520(c)**

**Specify the nature of, and reasons for, any changes in the jurisdiction's program objectives and indications of how the jurisdiction would change its programs as a result of its experiences.**

Micro-enterprise sub-recipients have been asked to continue to meet the added objective of business retention in addition to technical assistance for types of business models which either began or increased because of COVID. Strong efforts to help clients maintain a viable business which may mean changing focus, accessing additional capital or taking advantage of new opportunities brought on by the pandemic have remained a criteria for funding.

Although rental assistance has always been a funded priority of the city, due to the economic challenges brought by COVID additional rental assistance (subsistence payments) funding was deployed for emergency rent and utility payments with previously unspent funds held aside for other opportunities.

CDBG-CV funds were spent on activities to prevent, prepare and respond to the Corona Virus. The City spent its CV funds on emergency rent and electricity payments and meals to low income seniors. According to the local executive director, Meals on Wheels saw a 400% increase in service. As local senior centers closed down and were no longer providing meals to low income seniors and grocery stores had limits on how many people they let in at a time which gave way to long lines, the demand for meals grew.

**Does this Jurisdiction have any open Brownfields Economic Development Initiative (BEDI) grants?**

No

**[BEDI grantees] Describe accomplishments and program outcomes during the last year.**

**Attachment**

**PR26 Activity Summary**

**PR26 - Activity Summary by Selected Grant**

Date Generated: 06/24/2021

Grantee: BEAVERTON

Grant Year: 2020, 2019

Formula and Competitive Grants only

Total Grant Amount for 2020 Grant year = \$702,436.00														
State	Grantee Name	Grant Year	Grant Number	Activity Group	Matrix Code	National Objective	IDIS Activity	Activity to prepare for, and respond to Coronavirus	Activity Status	Amount Funded From Selected Grant	Amount Drawn From Selected Grant	% of CDBG Drawn From Selected Grant/Grant	Total CDBG Funded Amount (All Years All Sources)	Total CDBG Draws Amount (All Years All Sources)
OR	BEAVERTON	2020	2019C-410007	Administrative And Planning	21A		414	No	Open	\$13,389.97	\$1,882.30		\$159,262.00	\$123,719.47
OR	BEAVERTON	2020	2019C-410007	Economic Development	38C	UMHC	405	No	Completed	\$13,389.97	\$1,882.30	0.27%	\$159,262.00	\$123,719.47
OR	BEAVERTON	2020	2019C-410007	Economic Development	38C	UMHC	406	No	Completed	\$6,694.98	\$6,694.98		\$94,207.74	\$94,207.74
OR	BEAVERTON	2020	2019C-410007	Economic Development	38C	UMHC	420	No	Open	\$0.00	\$0.00		\$0.00	\$0.00
OR	BEAVERTON	2020	2019C-410007	Total Economic Development	13B	UMH	411	No	Completed	\$73,426.12	\$73,426.12	10.46%	\$136,432.74	\$136,432.74
OR	BEAVERTON	2020	2019C-410007	Housing	34A	UMH	407	No	Completed	\$0.00	\$0.00		\$145,000.00	\$145,000.00
OR	BEAVERTON	2020	2019C-410007	Housing	34A	UMH	408	No	Completed	\$31,000.00	\$31,000.00		\$31,000.00	\$31,000.00
OR	BEAVERTON	2020	2019C-410007	Housing	34A	UMH	409	No	Completed	\$50,000.00	\$50,000.00		\$50,000.00	\$50,000.00
OR	BEAVERTON	2020	2019C-410007	Housing	34A	UMH	410	No	Cancel	\$81,903.14	\$81,903.14		\$81,903.14	\$81,903.14
OR	BEAVERTON	2020	2019C-410007	Housing	34H	UMH	400	No	Completed	\$0.00	\$0.00		\$0.00	\$0.00
OR	BEAVERTON	2020	2019C-410007	Total Housing	35Q	UMC	402	No	Completed	\$31,000.00	\$31,000.00	25.99%	\$327,563.14	\$327,563.14
OR	BEAVERTON	2020	2019C-410007	Public Services	35Z	UMC	401	No	Completed	\$31,000.00	\$31,000.00		\$21,102.00	\$21,102.00
OR	BEAVERTON	2020	2019C-410007	Public Services	35Z	UMC	403	No	Completed	\$15,253.05	\$15,253.05		\$15,253.05	\$15,253.05
OR	BEAVERTON	2020	2019C-410007	Public Services	35Z	UMC	404	No	Completed	\$19,313.71	\$19,313.71		\$29,313.71	\$29,313.71
OR	BEAVERTON	2020	2019C-410007	Public Services	35Z	UMC	404	No	Completed	\$17,500.00	\$17,500.00		\$17,500.00	\$17,500.00
OR	BEAVERTON	2020	2019C-410007	Public Services	35Z	UMC	412	No	Completed	\$25,000.00	\$25,000.00		\$25,000.00	\$25,000.00
<b>Total 2020</b>										<b>\$108,248.76</b>	<b>\$108,248.76</b>	<b>15.41%</b>	<b>\$941,506.64</b>	<b>\$318,248.76</b>

Total Grant Amount for 2019 Grant year = \$718,030.00														
State	Grantee Name	Grant Year	Grant Number	Activity Group	Matrix Code	National Objective	IDIS Activity	Activity to prepare for, and respond to Coronavirus	Activity Status	Amount Funded From Selected Grant	Amount Drawn From Selected Grant	% of CDBG Drawn From Selected Grant/Grant	Total CDBG Funded Amount (All Years All Sources)	Total CDBG Draws Amount (All Years All Sources)
OR	BEAVERTON	2020	2019C-410007	Administrative And Planning	21A		414	No	Open	\$13,389.97	\$1,882.30		\$159,262.00	\$123,719.47
OR	BEAVERTON	2020	2019C-410007	Economic Development	38C	UMHC	405	No	Completed	\$13,389.97	\$1,882.30	0.27%	\$159,262.00	\$123,719.47
OR	BEAVERTON	2020	2019C-410007	Economic Development	38C	UMHC	406	No	Completed	\$6,694.98	\$6,694.98		\$94,207.74	\$94,207.74
OR	BEAVERTON	2020	2019C-410007	Economic Development	38C	UMHC	420	No	Open	\$0.00	\$0.00		\$0.00	\$0.00
OR	BEAVERTON	2020	2019C-410007	Total Economic Development	13B	UMH	411	No	Completed	\$73,426.12	\$73,426.12	10.46%	\$136,432.74	\$136,432.74
OR	BEAVERTON	2020	2019C-410007	Housing	34A	UMH	407	No	Completed	\$0.00	\$0.00		\$145,000.00	\$145,000.00
OR	BEAVERTON	2020	2019C-410007	Housing	34A	UMH	408	No	Completed	\$31,000.00	\$31,000.00		\$31,000.00	\$31,000.00
OR	BEAVERTON	2020	2019C-410007	Housing	34A	UMH	409	No	Completed	\$50,000.00	\$50,000.00		\$50,000.00	\$50,000.00
OR	BEAVERTON	2020	2019C-410007	Housing	34A	UMH	410	No	Cancel	\$81,903.14	\$81,903.14		\$81,903.14	\$81,903.14
OR	BEAVERTON	2020	2019C-410007	Housing	34H	UMH	400	No	Completed	\$0.00	\$0.00		\$0.00	\$0.00
OR	BEAVERTON	2020	2019C-410007	Total Housing	35Q	UMC	402	No	Completed	\$31,000.00	\$31,000.00	25.99%	\$327,563.14	\$327,563.14
OR	BEAVERTON	2020	2019C-410007	Public Services	35Z	UMC	401	No	Completed	\$31,000.00	\$31,000.00		\$21,102.00	\$21,102.00
OR	BEAVERTON	2020	2019C-410007	Public Services	35Z	UMC	403	No	Completed	\$15,253.05	\$15,253.05		\$15,253.05	\$15,253.05
OR	BEAVERTON	2020	2019C-410007	Public Services	35Z	UMC	404	No	Completed	\$19,313.71	\$19,313.71		\$29,313.71	\$29,313.71
OR	BEAVERTON	2020	2019C-410007	Public Services	35Z	UMC	404	No	Completed	\$17,500.00	\$17,500.00		\$17,500.00	\$17,500.00
OR	BEAVERTON	2020	2019C-410007	Public Services	35Z	UMC	412	No	Completed	\$25,000.00	\$25,000.00		\$25,000.00	\$25,000.00
<b>Total 2019</b>										<b>\$377,627.99</b>	<b>\$366,130.32</b>	<b>52.12%</b>	<b>\$941,506.64</b>	<b>\$985,964.11</b>

CR	BEAVERTON	2019	5199C410007	ADMINISTRATIVE AND PLANNING	21A	414	No	Open	\$61,500.00	\$17,474.14	\$159,262.00	\$123,710.47
				<b>Total Administrative And Planning</b>					<b>\$61,500.00</b>	<b>\$17,474.14</b>	<b>\$159,262.00</b>	<b>\$123,710.47</b>
CR	BEAVERTON	2019	5199C410007	Economic Development	88C	405	No	Completed	\$0.00	\$0.00	\$34,207.74	\$34,207.74
CR	BEAVERTON	2019	5199C410007	Economic Development	88C	406	No	Completed	\$15,463.00	\$15,463.00	\$92,225.00	\$92,225.00
CR	BEAVERTON	2019	5199C410007	Economic Development	88C	420	No	Open	\$5,339.40	\$5,339.40	\$20,000.00	\$20,000.00
				<b>Total Economic Development</b>					<b>\$20,802.40</b>	<b>\$20,802.40</b>	<b>\$136,432.74</b>	<b>\$136,432.74</b>
CR	BEAVERTON	2019	5199C410007	Housing	13B	384	No	Completed	\$69,690.00	\$69,690.00	\$99,990.00	\$99,990.00
CR	BEAVERTON	2019	5199C410007	Housing	13B	411	No	Completed	\$145,000.00	\$145,000.00	\$145,000.00	\$145,000.00
CR	BEAVERTON	2019	5199C410007	Housing	14A	383	No	Completed	\$67,255.57	\$67,255.57	\$47,255.57	\$47,255.57
CR	BEAVERTON	2019	5199C410007	Housing	14A	394	No	Completed	\$99,955.63	\$99,955.63	\$99,955.63	\$99,955.63
CR	BEAVERTON	2019	5199C410007	Housing	14A	395	No	Completed	\$7,500.00	\$7,500.00	\$7,500.00	\$7,500.00
CR	BEAVERTON	2019	5199C410007	Housing	14H	396	No	Completed	\$15,000.00	\$15,000.00	\$15,000.00	\$15,000.00
				<b>Total Housing</b>					<b>\$414,731.20</b>	<b>\$414,731.20</b>	<b>\$414,731.20</b>	<b>\$414,731.20</b>
CR	BEAVERTON	2019	5199C410007	Public Services	05Q	402	No	Completed	\$102,081.00	\$102,081.00	\$21,182.00	\$21,182.00
CR	BEAVERTON	2019	5199C410007	Public Services	05Z	389	No	Completed	\$0.00	\$0.00	\$39,000.00	\$39,000.00
CR	BEAVERTON	2019	5199C410007	Public Services	05Z	403	No	Completed	\$0.00	\$0.00	\$29,313.71	\$29,313.71
				<b>Total 2019</b>					<b>\$192,081.00</b>	<b>\$192,081.00</b>	<b>\$968,921.65</b>	<b>\$288,495.71</b>
				<b>Grand Total</b>					<b>\$1,066,123.09</b>	<b>\$1,031,269.96</b>	<b>\$1,940,428.29</b>	<b>\$1,869,343.23</b>

# PR26 Expenditures

	Office of Community Planning and Development	DATE: 06-27-21
	U.S. Department of Housing and Urban Development	TIME: 15:18
	Integrated Datacenter and Information System	PAGE: 1
	PR26 - CDBG Financial Summary Report Program Year 2020 BEAVERTON, OR	

PART II: SUMMARY OF CDBG RESOURCES	
01 UNEXPENDED CDBG FUNDS AT END OF PREVIOUS PROGRAM YEAR	490,282.41
02 ENTITLEMENT GRANT	702,428.00
03 SURPLUS URBAN RENEWAL	0.00
04 SECTION 108 GUARANTEED LOAN FUNDS	0.00
05 CURRENT YEAR PROGRAM INCOME	0.00
05a CURRENT YEAR SECTION 108 PROGRAM INCOME (FOR SI TYPE)	102,562.64
06 FUNDS RETURNED TO THE LINE-OF-CREDIT	0.00
06a FUNDS RETURNED TO THE LOCAL CDBG ACCOUNT	0.00
07 ADJUSTMENT TO COMPUTE TOTAL AVAILABLE	0.00
08 TOTAL AVAILABLE (SUM LINES 01-07)	1,295,273.05
PART III: SUMMARY OF CDBG EXPENDITURES	
09 DISBURSEMENTS OTHER THAN SECTION 108 REPAYMENTS AND PLANNING/ADMINISTRATION	670,982.83
10 ADJUSTMENT TO COMPUTE TOTAL AMOUNT SUBJECT TO LOW/MOD BENEFIT	0.00
11 AMOUNT SUBJECT TO LOW/MOD BENEFIT (LINE 09 + LINE 10)	670,982.83
12 DISBURSED IN IDES FOR PLANNING/ADMINISTRATION	143,368.52
13 DISBURSED IN IDES FOR SECTION 108 REPAYMENTS	0.00
14 ADJUSTMENT TO COMPUTE TOTAL EXPENDITURES	61,662.76
15 TOTAL EXPENDITURES (SUM LINES 11-14)	905,984.11
16 UNEXPENDED BALANCE (LINE 08 - LINE 15)	389,288.94
PART III: LOW/MOD BENEFIT THIS REPORTING PERIOD	
17 EXPENDED FOR LOW/MOD HOUSING IN SPECIAL AREAS	0.00
18 EXPENDED FOR LOW/MOD MULTIFAMILY HOUSING	0.00
19 DISBURSED FOR OTHER LOW/MOD ACTIVITIES	670,982.83
20 ADJUSTMENT TO COMPUTE TOTAL LOW/MOD CREDIT	0.00
21 TOTAL LOW/MOD CREDIT (SUM LINES 17-21)	670,982.83
22 PERCENT LOW/MOD CREDIT (LINE 21/LINE 11)	100.00%
LOW/MOD BENEFIT FOR MULTI-YEAR CERTIFICATIONS	
23 PROGRAM YEAR(S) COVERED IN CERTIFICATION	
24 CUMULATIVE NET EXPENDITURES SUBJECT TO LOW/MOD BENEFIT CALCULATION	0.00
25 CUMULATIVE EXPENDITURES BENEFITTING LOW/MOD PERSONS	0.00
26 PERCENT BENEFIT TO LOW/MOD PERSONS (LINE 25/LINE 24)	0.00%
PART IV: PUBLIC SERVICE (PS) CAP CALCULATIONS	
27 DISBURSED IN IDES FOR PUBLIC SERVICES	255,005.16
28 PS UNLIQUIDATED OBLIGATIONS AT END OF CURRENT PROGRAM YEAR	0.00
29 PS UNLIQUIDATED OBLIGATIONS AT END OF PREVIOUS PROGRAM YEAR	0.00
30 ADJUSTMENT TO COMPUTE TOTAL PS OBLIGATIONS	0.00
31 TOTAL PS OBLIGATIONS (LINE 27 + LINE 28 - LINE 29 + LINE 30)	255,005.16
32 ENTITLEMENT GRANT	702,428.00
33 PRIOR YEAR PROGRAM INCOME	102,932.23
34 ADJUSTMENT TO COMPUTE TOTAL SUBJECT TO PS CAP	0.00
35 TOTAL SUBJECT TO PS CAP (SUM LINES 32-34)	804,342.23
36 PERCENT FUNDS OBLIGATED FOR PS ACTIVITIES (LINE 31/LINE 35)	31.70%
PART V: PLANNING AND ADMINISTRATION (PA) CAP	
37 DISBURSED IN IDES FOR PLANNING/ADMINISTRATION	143,368.52
38 PA UNLIQUIDATED OBLIGATIONS AT END OF CURRENT PROGRAM YEAR	0.00
39 PA UNLIQUIDATED OBLIGATIONS AT END OF PREVIOUS PROGRAM YEAR	0.00
40 ADJUSTMENT TO COMPUTE TOTAL PA OBLIGATIONS	0.00
41 TOTAL PA OBLIGATIONS (LINE 37 + LINE 38 - LINE 39 + LINE 40)	143,368.52
42 ENTITLEMENT GRANT	702,428.00
43 CURRENT YEAR PROGRAM INCOME	102,562.64
44 ADJUSTMENT TO COMPUTE TOTAL SUBJECT TO PA CAP	0.00
45 TOTAL SUBJECT TO PA CAP (SUM LINES 42-44)	804,932.64
46 PERCENT FUNDS OBLIGATED FOR PA ACTIVITIES (LINE 41/LINE 45)	17.80%



LINE 17 DETAIL: ACTIVITIES TO CONSIDER IN DETERMINING THE AMOUNT TO ENTER ON LINE 17  
 Report returned no data.

LINE 18 DETAIL: ACTIVITIES TO CONSIDER IN DETERMINING THE AMOUNT TO ENTER ON LINE 18  
 Report returned no data.

LINE 19 DETAIL: ACTIVITIES INCLUDED IN THE COMPUTATION OF LINE 19

Plan Year	IDIS Project	IDIS Activity	Voucher Number	Activity Name	Matrix Code	National Objective	Drawn Amount
2020	3	402	6464326	Community Action Emergency Rent	09Q	LHC	\$7,519.00
2020	3	402	6464330	Community Action Emergency Rent	09Q	LHC	\$192,081.00
2019	4	389	6465544	Community Action	09Q	Matrix Code	\$200,060.00
2020	2	401	6464333	Good Neighbor Center Family Shelter	09Z	LHC	\$4,536.00
2020	2	401	6465802	Good Neighbor Center Family Shelter	09Z	LHC	\$1,877.61
2020	4	403	6465786	Eccumenical Ministries of Oregon	09Z	LHC	\$1,667.59
2020	4	403	6465787	Eccumenical Ministries of Oregon	09Z	LHC	\$93,639.87
2020	5	404	6464334	Community Partners for Affordable Housing	09Z	LHC	\$11,394.00
2020	12	412	6464331	Boys and Girls Aid	09Z	LHC	\$8,203.00
2020	12	412	6465331	Boys and Girls Aid	09Z	LHC	\$6,203.00
2019	2	384	6464328	Proud Ground	09Z	Matrix Code	\$55,065.16
2020	11	411	6464327	Proud Ground	13B	LMI	\$90,000.00
2020	11	411	6464328	Proud Ground	13B	LMI	\$120,000.00
2019	6	393	6464339	Unlimited Choices	14A	LMI	\$15,120.45
2019	6	394	6464320	Community Action	14A	LMI	\$83,668.90
2019	6	395	6464342	Habitat for Humanity	14A	LMI	\$7,500.00
2020	8	407	6465804	Unlimited Choices Head a Home	14A	LMI	\$17,878.70
2020	8	408	6464337	Unlimited Choices Adapt a Home	14A	LMI	\$9,515.80
2020	8	408	6465803	Unlimited Choices Adapt a Home	14A	LMI	\$1,281.94
2020	9	409	6465806	Community Action Emergency Home Repair	14A	LMI	\$8,216.91
2019	7	396	6464940	Rebuilding Together	14H	LMI	\$5,880.20
2020	4	405	6464945	Asistate Mujeres - Empress Program	14H	Matrix Code	\$5,880.39
2020	4	405	6465791	Asistate Mujeres - Empress Program	18C	LMI	\$7,334.86
2020	7	406	6465792	Micro Enterprises of Oregon	18C	LMI	\$2,515.80
<b>Total</b>					<b>18C</b>	<b>Matrix Code</b>	<b>\$17,220.78</b>
							<b>\$676,987.83</b>

LINE 27 DETAIL: ACTIVITIES INCLUDED IN THE COMPUTATION OF LINE 27

Plan Year	IDIS Project	IDIS Activity	Voucher Number	Activity to prevent, prepare for, and respond to Coronavirus	Activity Name	Grant Number	Fund Type	Matrix Code	National Objective	Drawn Amount
2020	3	402	6464326	No	Community Action Emergency Rent	B18MC410007	EN	09Q	LHC	\$7,519.00
2020	3	402	6464330	No	Community Action Emergency Rent	B18MC410007	EN	09Q	LHC	\$192,081.00
2019	4	389	6465544	No	Community Action	B18MC410007	EN	09Q	Matrix Code	\$200,060.00
2020	2	401	6464333	No	Good Neighbor Center Family Shelter	B09MC410007	EN	09Z	LHC	\$4,536.00
2020	2	401	6465802	No	Good Neighbor Center Family Shelter	B09MC410007	EN	09Z	LHC	\$1,877.61
2020	4	403	6465786	No	Eccumenical Ministries of Oregon	B18MC410007	EN	09Z	LHC	\$1,667.59
2020	4	403	6465787	No	Eccumenical Ministries of Oregon	B09MC410007	EN	09Z	LHC	\$93,639.87
2020	5	404	6464334	No	Community Partners for Affordable Housing	B09MC410007	EN	09Z	LHC	\$11,394.00
2020	12	412	6464331	No	Boys and Girls Aid	B09MC410007	EN	09Z	LHC	\$8,203.00
2020	12	412	6465331	No	Boys and Girls Aid	B09MC410007	EN	09Z	LHC	\$6,203.00
<b>Total</b>				<b>No</b>	<b>Activity to prevent, prepare for, and respond to Coronavirus</b>			<b>09Z</b>	<b>Matrix Code</b>	<b>\$255,065.16</b>
										<b>\$255,065.16</b>

LINE 37 DETAIL: ACTIVITIES INCLUDED IN THE COMPUTATION OF LINE 37

Plan Year	IDIS Project	IDIS Activity	Voucher Number	Activity Name	Matrix Code	National Objective	Drawn Amount
2019	8	397	6465034	Action and Planning	21A		\$78,198.29
2019	8	397	6465035	Action and Planning	21A		\$33,198.71





Office of Community Planning and Development  
U.S. Department of Housing and Urban Development  
Integrated Disbursement and Information System  
PR22 - CDBG Financial Summary Report  
Program Year 2020  
BEAVERTON, OR

DATE: 09-27-21  
TIME: 10:18  
PAGE: 3

Plan Year	IDIS Project	IDIS Activity	Voucher Number	Activity Name	Matrix Code	National Objective	Drawn Amount
2019	8	307	642541	Admin and Planning	21A		\$8,763.00
2020	13	414	646459	CDBG Administration	21A		\$54,794.23
2020	13	414	6451765	CDBG Administration	21A		\$91,369.99
<b>Total</b>					<b>21A</b>	<b>Matrix Code</b>	<b>\$143,368.52</b>

# PR05

DATE: 09-25-21  
 TIME: 16:46  
 PAGE: 1

U.S. Department of Housing and Urban Development  
 Office of Community Planning and Development  
 Integrated Disbursement and Information System  
 Drawdown Report by Project and Activity  
 BEAVERTON, OR  
 Formula and Competitive Grants only

REPORT FOR  
 PROGRAM : CDBG  
 FCM YR : 2020  
 PROJECT : ALL  
 ACTIVITY : ALL

Program Year/ Project	IDIS Act ID	Activity Name	Prior Voucher Year	Voucher Number	Line Item	Voucher Status	LOCCS Send Date	Grant Year	Grant Number	Fund Type	Drawn Amount
2020 1	400	Rebuilding Together		6535636	1	Completed	9/1/2021	2020	B20MC410007	EN	\$20,000.00
									<b>Activity Total</b>		<b>\$20,000.00</b>
2020 2	401	Good Neighbor Center		6464033	1	Completed	3/10/2021	2020	B20MC410007	EN	\$4,536.00
				6491802	1	Completed	5/11/2021	2020	B20MC410007	EN	\$1,877.61
				6526237	1	Completed	8/13/2021	2020	B20MC410007	EN	\$3,833.68
				6535219	1	Completed	9/1/2021	2020	B20MC410007	EN	\$5,005.76
									<b>Activity Total</b>		<b>\$15,253.05</b>
2020 3	402	Community Action Emergency Rent		6464026	1	Completed	3/10/2021	2018	B18MC410007	EN	\$7,919.00
				6464030	1	Completed	3/10/2021	2019	B19MC410007	EN	\$192,081.00
				6526234	1	Completed	8/13/2021	2020	B20MC410007	EN	\$4,524.00
				6535210	1	Completed	9/1/2021	2020	B20MC410007	EN	\$26,658.00
									<b>Activity Total</b>		<b>\$231,182.00</b>
2020 4	403	Ecumenical Ministries of Oregon		6491786	1	Completed	5/11/2021	2018	B18MC410007	EN	\$1,667.58
				6491787	1	Completed	5/11/2021	2020	B20MC410007	EN	\$10,539.97
				6524673	1	Completed	8/13/2021	2018	B18MC410007	EN	\$8,332.42

IDIS - PROS

U.S. Department of Housing and Urban Development  
 Office of Community Planning and Development  
 Integrated Disbursement and Information System  
 Drawdown Report by Project and Activity  
 BEAVERTON, OR  
 Formula and Competitive Grants only

DATE: 09-25-21  
 TIME: 16:46  
 PAGE: 2

Program Year/ Project	IDIS Act ID	Activity Name	Prior Voucher Year	Line Item	Voucher Status	LOCCS Send Date	Grant Year	Grant Number	Fund Type	Drawn Amount
				6526239	1	Completed	2020	B20MC410007	EN	\$8,773.74
								<b>Activity Total</b>		<b>\$8,773.74</b>
2020 5	404	Community Partners for Affordable Housing		6464034	1	Completed	2020	B20MC410007	EN	\$11,304.00
				6526243	1	Completed	2020	B20MC410007	EN	\$6,196.00
								<b>Activity Total</b>		<b>\$17,500.00</b>
2020 6	405	Adelante Mujeres		6464045	1	Completed	2018	B18MC410007	EN	\$7,370.24
				6491791	1	Completed	2018	B18MC410007	EN	\$7,334.86
				6524674	1	Completed	2018	B18MC410007	EN	\$7,372.84
				6535186	1	Completed	2018	B18MC410007	EN	\$1,986.67
				6535186	2	Completed	2020	B20MC410007	PI	\$3,479.01
				6535187	1	Completed	2020	B20MC410007	EN	\$6,664.12
								<b>Activity Total</b>		<b>\$34,207.74</b>
2020 7	406	Micro Enterprises of Oregon		6491792	1	Completed	2020	B20MC410007	EN	\$2,515.68
				6526249	1	Completed	2020	B20MC410007	EN	\$45,942.46
				6535207	1	Completed	2020	B20MC410007	EN	\$18,303.86
				6536390	1	Completed	2019	B19MC410007	EN	\$15,463.00
								<b>Activity Total</b>		<b>\$82,225.00</b>
2020 8	407	Unlimited Choices		6491804	1	Completed	2020	B20MC410007	EN	\$17,678.70

IDIS - PROS

U.S. Department of Housing and Urban Development  
 Office of Community Planning and Development  
 Integrated Disbursement and Information System  
 Drawdown Report by Project and Activity  
 BEAVERTON, OR  
 Formula and Competitive Grants only

DATE: 09-25-21  
 TIME: 16:46  
 PAGE: 3

Program Year/ Project	IDIS Act ID	Activity Name	Prior Year	Voucher Number	Line Item	Voucher Status	LOCCS Send Date	Grant Year	Grant Number	Fund Type	Drawn Amount		
2020 8	408	Unlimited Choices Adapt a Home		6526680	1	Completed	8/13/2021	2020	B20MC410007	EN	\$10,118.75		
				6535273	1	Completed	9/1/2021	2020	B20MC410007	EN	\$3,202.55		
				6464037	1	Completed	3/10/2021	2020	B20MC410007	EN	\$9,515.80		
				6491803	1	Completed	5/11/2021	2020	B20MC410007	EN	\$11,281.64		
				6526677	1	Completed	8/13/2021	2020	B20MC410007	EN	\$3,600.73		
				6535272	1	Completed	9/1/2021	2020	B20MC410007	EN	\$25,601.83		
								<b>Activity Total</b>			<b>\$31,000.00</b>		
2020 9	409	Community Action Home Repair		6491806	1	Completed	5/11/2021	2020	B20MC410007	EN	\$8,216.01		
				6526247	1	Completed	8/13/2021	2020	B20MC410007	EN	\$7,820.85		
				6536817	1	Completed	9/1/2021	2020	B20MC410007	EN	\$65,526.28		
											<b>Activity Total</b>		
2020 11	411	Proud Ground		6464027	1	Completed	3/10/2021	2019	B19MC410007	EN	\$16,000.00		
				6464028	1	Completed	3/10/2021	2019	B19MC410007	EN	\$129,000.00		
								<b>Activity Total</b>			<b>\$145,000.00</b>		
2020 12	412	Boys and Girls Aid		6464031	1	Completed	3/10/2021	2020	B20MC410007	EN	\$6,250.00		
				6491301	1	Completed	5/11/2021	2020	B20MC410007	EN	\$6,250.00		
				6526236	1	Completed	8/13/2021	2020	B20MC410007	EN	\$6,250.00		
				6535214	1	Completed	9/1/2021	2020	B20MC410007	EN	\$6,250.00		

IDIS - PROS  
 DATE: 09-25-21  
 TIME: 16:46  
 PAGE: 4

U.S. Department of Housing and Urban Development  
 Office of Community Planning and Development  
 Integrated Disbursement and Information System  
 Drawdown Report by Project and Activity  
 BEAVERTON , OR  
 Formula and Competitive Grants only

Program Year/ Project	IDIS Act ID	Activity Name	Prior Voucher Year	Line Item	Voucher Number	LOCCS Send Date	Grant Year	Grant Number	Fund Type	Drawn Amount
2020 13	CD8G Administration	CD8G Administration		1	6464589	3/9/2021	2019	B19MC410007	EN	\$18,194.23
				2	6464589	3/9/2021	2020	B20MC410007	PI	\$36,600.00
				1	6491785	5/10/2021	2020	B20MC410007	PI	\$28,487.29
				2	6491785	5/10/2021	2020	B20MC410007	EN	\$1,882.30
				1	6524672	8/13/2021	2020	B20MC410007	PI	\$19,275.74
				1	6525669	8/13/2021	2019	B19MC410007	EN	\$19,279.91
<b>Activity Total</b>										<b>\$25,000.00</b>
2020 14	Hispanic Chamber	Metropolitan Hispanic Chamber		1	6537197	9/1/2021	2020	B20MC410007	PI	\$14,660.60
				1	6537207	9/1/2021	2019	B19MC410007	EN	\$5,339.40
			<b>Activity Total</b>							

# PR26CV



Office of Community Planning and Development  
 U.S. Department of Housing and Urban Development  
 Integrated Disbursement and Information System  
 PR26 - CDBG-CV Financial Summary Report  
 BEAVERTON , OR

DATE: 09-25-21  
 TIME: 16:34  
 PAGE: 1

**PART I: SUMMARY OF CDBG-CV RESOURCES**

01 CDBG-CV GRANT	1,085,653.00
02 FUNDS RETURNED TO THE LINE-OF-CREDIT	0.00
03 FUNDS RETURNED TO THE LOCAL CDBG ACCOUNT	0.00
04 TOTAL AVAILABLE (SUM, LINES 01-03)	1,085,653.00

**PART II: SUMMARY OF CDBG-CV EXPENDITURES**

05 DISBURSEMENTS OTHER THAN SECTION 108 REPAYMENTS AND PLANNING/ADMINISTRATION	424,610.92
06 DISBURSED IN IDIS FOR PLANNING/ADMINISTRATION	0.00
07 DISBURSED IN IDIS FOR SECTION 108 REPAYMENTS	0.00
08 TOTAL EXPENDITURES (SUM, LINES 05 - 07)	424,610.92
09 UNEXPENDED BALANCE (LINE 04 - LINE8 )	661,042.08

**PART III: LOWMOD BENEFIT FOR THE CDBG-CV GRANT**

10 EXPENDED FOR LOW/MOD HOUSING IN SPECIAL AREAS	0.00
11 EXPENDED FOR LOW/MOD MULTI-UNIT HOUSING	0.00
12 DISBURSED FOR OTHER LOW/MOD ACTIVITIES	424,610.92
13 TOTAL LOW/MOD CREDIT (SUM, LINES 10 - 12)	424,610.92
14 AMOUNT SUBJECT TO LOW/MOD BENEFIT (LINE 05)	424,610.92
15 PERCENT LOW/MOD CREDIT (LINE 13/LINE 14)	100.00%

**PART IV: PUBLIC SERVICE (PS) CALCULATIONS**

16 DISBURSED IN IDIS FOR PUBLIC SERVICES	424,610.92
17 CDBG-CV GRANT	1,085,653.00
18 PERCENT OF FUNDS DISBURSED FOR PS ACTIVITIES (LINE 16/LINE 17)	39.11%

**PART V: PLANNING AND ADMINISTRATION (PA) CAP**

19 DISBURSED IN IDIS FOR PLANNING/ADMINISTRATION	0.00
20 CDBG-CV GRANT	1,085,653.00
21 PERCENT OF FUNDS DISBURSED FOR PA ACTIVITIES (LINE 19/LINE 20)	0.00%



**LINE 10 DETAIL: ACTIVITIES TO CONSIDER IN DETERMINING THE AMOUNT TO ENTER ON LINE 10**

Report returned no data.

**LINE 11 DETAIL: ACTIVITIES TO CONSIDER IN DETERMINING THE AMOUNT TO ENTER ON LINE 11**

Report returned no data.

**LINE 12 DETAIL: ACTIVITIES INCLUDED IN THE COMPUTATION OF LINE 12**

Plan Year	DIS Project	DIS Activity	Voucher Number	Activity Name	Matrix Code	National Objective	Drawn Amount
2019	9	398	6464046	Meals on Wheels	05A	LMC	\$13,279.00
	10	417	6526280	Muslim Educational Trust E-Rent CV3	05Q	LMC	\$11,428.00
2020	3	416	6464047	CV Community Action Emergency Rent	05Q	LMC	\$176,255.85
			6464048	CV Community Action Emergency Rent	05Q	LMC	\$53,789.65
			6491299	CV Community Action Emergency Rent	05Q	LMC	\$51,557.85
			6526255	CV Community Action Emergency Rent	05Q	LMC	\$76,421.42
			6535643	CV Community Action Emergency Rent	05Q	LMC	\$41,879.15
<b>Total</b>							<b>\$424,610.92</b>

**LINE 16 DETAIL: ACTIVITIES INCLUDED IN THE COMPUTATION OF LINE 16**

Plan Year	DIS Project	DIS Activity	Voucher Number	Activity Name	Matrix Code	National Objective	Drawn Amount
2019	9	398	6464046	Meals on Wheels	05A	LMC	\$13,279.00
	10	417	6526280	Muslim Educational Trust E-Rent CV3	05Q	LMC	\$11,428.00
2020	3	416	6464047	CV Community Action Emergency Rent	05Q	LMC	\$176,255.85
			6464048	CV Community Action Emergency Rent	05Q	LMC	\$53,789.65
			6491299	CV Community Action Emergency Rent	05Q	LMC	\$51,557.85
			6526255	CV Community Action Emergency Rent	05Q	LMC	\$76,421.42
			6535643	CV Community Action Emergency Rent	05Q	LMC	\$41,879.15
<b>Total</b>							<b>\$424,610.92</b>

**LINE 19 DETAIL: ACTIVITIES INCLUDED IN THE COMPUTATION OF LINE 19**

Report returned no data.





**PROGRAM YEAR 2020 CONSOLIDATED ANNUAL  
PERFORMANCE & EVALUATION REPORT**

**CITY OF HILLSBORO CDBG PROGRAM**

## CR-05 - Goals and Outcomes

### Progress the jurisdiction has made in carrying out its strategic plan and its action plan. 91.520(a)

This could be an overview that includes major initiatives and highlights that were proposed and executed throughout the program year.

The City of Hillsboro is a member of the Washington County Consortium (WCC), in partnership with the County’s Office of Community Development and the City of Beaverton, the City operates under the 2020-2024 Consolidated Plan. The Plan identifies the priority needs the City of Hillsboro will address with its annual CDBG funding allocations. 2020 marks the third year the City of Hillsboro has administrated its CDBG funds as an Entitlement Community with HUD and the first year of the five-year consolidated planning cycle. The following accomplishments are documented in more detail throughout this report:

- Funded four local organizations to carry out four activities under housing, public improvements, and fair housing
- 20 housing rehabilitation projects that benefited low- and moderate-income households
- Four affordable homeownership acquisitions and homebuyer assistance benefiting low- and moderate-income households
- Public Facility Improvement project benefiting at-risk homeless youth

### Comparison of the proposed versus actual outcomes for each outcome measure submitted with the consolidated plan and explain, if applicable, why progress was not made toward meeting goals and objectives. 91.520(g)

Categories, priority levels, funding sources and amounts, outcomes/objectives, goal outcome indicators, units of measure, targets, actual outcomes/outputs, and percentage completed for each of the grantee’s program year goals.

Goal	Category	Source / Amount	Indicator	Unit of Measure	Expected – Strategic Plan	Actual – Strategic Plan	Percent Complete	Expected – Program Year	Actual – Program Year	Percent Complete
Homebuyer Programs	Affordable Housing	CDBG: \$	Homeowner Housing Added	Household Housing Unit	20	4	20.00%	5	4	80.00%

Homebuyer Programs	Affordable Housing	CDBG: \$	Homeowner Housing Rehabilitated	Household Housing Unit	0	4		0	4	
Homebuyer Programs	Affordable Housing	CDBG: \$	Housing for Homeless added	Household Housing Unit	0	0		0	0	
Homebuyer Programs	Affordable Housing	CDBG: \$	Housing for People with HIV/AIDS added	Household Housing Unit	0	0		0	0	
Owner-Occupied Housing Rehabilitation	Affordable Housing	CDBG: \$	Homeowner Housing Rehabilitated	Household Housing Unit	75	20	26.67%	16	20	125.00%
Public Facility & Investment	Affordable Housing Public Housing Homeless Non-Homeless Special Needs Non-Housing Community Development	CDBG: \$	Public Facility or Infrastructure Activities other than Low/Moderate Income Housing Benefit	Persons Assisted	1000	0	0.00%	16	0	0.00%
Public Infrastructure	Non-Housing Community Development	CDBG: \$	Public Facility or Infrastructure Activities other than Low/Moderate Income Housing Benefit	Persons Assisted	1500	0	0.00%			

Table 1 - Accomplishments – Program Year & Strategic Plan to Date

**Assess how the jurisdiction’s use of funds, particularly CDBG, addresses the priorities and specific objectives identified in the plan, giving special attention to the highest priority activities identified.**

In the first year (2020) of the Consolidated Plan, measurable progress was made on affordable housing and homelessness needs, two of the five-year highest priority goals established in the 2020-2024 Washington County Consortium Consolidated Plan. The City’s CDBG program has two activities under the affordable housing category, homebuyer programs, and owner-occupied housing rehabilitation. The homebuyer program accomplished four housing acquisitions to low- and moderate-income first-time homebuyers. The expected goal of five housing acquisitions was not met during the program year as the fifth acquisition did not close until after the end of the program year. The fifth housing acquisition will be reflected in the following year’s CAPER. Under the other affordable housing goal, actual accomplishments exceeded the anticipated goals for the third year of the City’s housing rehabilitation program despite a pause in housing rehabilitations due to the Coronavirus pandemic. Twenty housing rehabilitations were completed while sixteen were expected. Delays were encountered last year in the public facility and investment goal because of the Coronavirus pandemic which stopped all activities in this goal. The City’s Community Development staff is working with our partner on this project to reassess timelines and accomplishments to have a completed project for the next program year.

## CR-10 - Racial and Ethnic composition of families assisted

Describe the families assisted (including the racial and ethnic status of families assisted).

91.520(a)

	CDBG
White	93
Black or African American	9
Asian	8
American Indian or American Native	1
Native Hawaiian or Other Pacific Islander	0
<b>Total</b>	<b>111</b>
Hispanic	53
Not Hispanic	58

**Table 2 – Table of assistance to racial and ethnic populations by source of funds**

### Narrative

The option of “Other Multi-Racial” is available and used in IDIS, however, it does not appear on the table above. There was one family that identified as “Other Multi-Racial,” adding an additional family to the total number assisted with CDBG funds in 2020.

## CR-15 - Resources and Investments 91.520(a)

### Identify the resources made available

Source of Funds	Source	Resources Made Available	Amount Expended During Program Year
CDBG	public - federal	931,687	556,739

Table 3 - Resources Made Available

### Narrative

The City of Hillsboro, in its third year of operating as an Entitlement Community with HUD, was allocated \$746,917 in the program year 2020-2021. This allocation along with the previous year's unspent funds comprised the funds available for the program year 2020. The amount expended during the program year represents an effort to project expenditure commitments almost a year in advance before resources are made available and which does not account for factors impacting the timeliness use of the allocated funds. This program year's funds expenditures were greatly impacted by the Coronavirus pandemic which slowed down or stopped project activities. These funds are expected to be fully spent by the end of the next program year.

### Identify the geographic distribution and location of investments

Target Area	Planned Percentage of Allocation	Actual Percentage of Allocation	Narrative Description
City of Hillsboro	100	100	

Table 4 – Identify the geographic distribution and location of investments

### Narrative

All CDBG funded activities expended are within the City of Hillsboro city limits. See Map in Section CR-05 for the geographical distribution of services. Please note that some sub-recipients have their main offices located outside of Hillsboro.

## Leveraging

**Explain how federal funds leveraged additional resources (private, state and local funds), including a description of how matching requirements were satisfied, as well as how any publicly owned land or property located within the jurisdiction that were used to address the needs identified in the plan.**

The City of Hillsboro's CDBG program does not have a match requirement for CDBG funded activities. The City encourages project proposal submissions to have matching funds on proposed CDBG funded activities by providing the opportunity for submitted proposals to gain additional points for organizations that leverage additional funds for projects. Project proposals with additional leveraged funds will score higher when scoring proposals.

The 2020-2024 Consolidated Plan as well as the City of Hillsboro Council Priorities identified the need for additional affordable housing as a high priority. In 2018, the City identified two parcels of City-owned land for affordable housing development and in March 2020, the City released a request for proposals for an affordable housing development on a six-acre parcel located on NE 53rd Ave and NE Hidden Creek Drive using up to \$18 million of the City's share of the Metro Affordable Housing Bond. The City received five proposals from affordable housing development teams and selected the partnership of Bienestar/Housing Development Center. When complete, the development will have 150 family-focused units with 70% of the units at two or more bedrooms. All units are regulated at or below 60% AMI. The project is expected to break ground in January 2022 and be completed in June 2023. The second parcel of City-owned land selected for development is a 3.5-acre single-family zoned site at Century Boulevard. The City selected Habitat for Humanity to develop the site which will provide 18 to 20 homeownership townhomes targeted to families 80% AMI or below. The development is expected to break ground in early 2023.

## CR-20 - Affordable Housing 91.520(b)

Evaluation of the jurisdiction's progress in providing affordable housing, including the number and types of families served, the number of extremely low-income, low-income, moderate-income, and middle-income persons served.

	One-Year Goal	Actual
Number of Homeless households to be provided affordable housing units	0	0
Number of Non-Homeless households to be provided affordable housing units	0	0
Number of Special-Needs households to be provided affordable housing units	0	0
<b>Total</b>	<b>0</b>	<b>0</b>

Table 5 – Number of Households

	One-Year Goal	Actual
Number of households supported through Rental Assistance	0	0
Number of households supported through The Production of New Units	0	0
Number of households supported through Rehab of Existing Units	18	20
Number of households supported through Acquisition of Existing Units	5	4
<b>Total</b>	<b>23</b>	<b>24</b>

Table 6 – Number of Households Supported

**Discuss the difference between goals and outcomes and problems encountered in meeting these goals.**

The City's CDBG Housing Acquisition program entered its third-year partnership with Proud Ground. The third-year goal was to assist five households acquire a home under Proud Ground's community land trust model which significantly reduces the cost of acquisition and homeownership for low- and moderate-income first-time homebuyers. The community land trust model also ensures permanent affordability for future low- and moderate-income households who acquire homes in the City. In this third year, the program assisted four low- to moderate-income households achieve homeownership.



The fifth home acquisition was delayed and did not close until after the end of the 2020 program year. This home acquisition will be reported in the following year’s CAPER.

The City also continued its partnership with the Washington County Office of Community Development to administer the City’s housing rehabilitation program to Hillsboro residents. The third-year goal was to assist 18 households with housing rehabilitation projects which provide labor, material, Lead-Based Paint Hazard Control, and other associated costs to qualified households. The program goal was exceeded by two additional housing rehabilitations for the second year in a row.

In total, the City of Hillsboro exceed the set One-Year Goal in the 2020 Annual Action Plan by assisting 24 households with affordable housing under two activities, housing rehabilitation (20) and housing acquisition (4).

**Discuss how these outcomes will impact future annual action plans.**

The City met both its housing rehabilitation and housing acquisition program goals within the 2020 program year. Based on the first three-year outcomes, the City anticipates continued funding of both programs at the current levels for future action plans.

**Include the number of extremely low-income, low-income, and moderate-income persons served by each activity where information on income by family size is required to determine the eligibility of the activity.**

<b>Number of Households Served</b>	<b>CDBG Actual</b>	<b>HOME Actual</b>
Extremely Low-income	5	0
Low-income	6	0
Moderate-income	13	0
<b>Total</b>	<b>24</b>	<b>0</b>

**Table 7 – Number of Households Served**

**Narrative Information**

The City’s two affordable housing activities are designed to serve low- to moderate-income households who are in need of housing rehabilitation or are acquiring a home for the first time. One-hundred percent of households served are under 80% of the area median income with 46% being extremely low and low-income.

## **CR-25 - Homeless and Other Special Needs 91.220(d, e); 91.320(d, e); 91.520(c)**

**Evaluate the jurisdiction's progress in meeting its specific objectives for reducing and ending homelessness through:**

### **Reaching out to homeless persons (especially unsheltered persons) and assessing their individual needs**

The City partners with local non-profit organizations that serve our homeless community members as the primary method of reaching out to homeless persons and assessing their needs. Community Development staff also attends monthly workgroups, Housing & Supportive Service Network, Anti-Poverty Strategies Workgroup, tasked to mitigate the impact of homelessness, and support organizations who provide homeless services.

In its third year, the City continues to fund a youth outreach worker position through Homeplate Youth Services. The full-time position is dedicated to engaging and developing relationships with at-risk youth and connecting them with resources available throughout the city.

### **Addressing the emergency shelter and transitional housing needs of homeless persons**

The City has continued to partner with non-profit organizations to ensure a winter shelter in Hillsboro. This partnership includes a lease at no cost of a City-owned facility to serve as an indoor congregate shelter location during the winter of 2020, as well as financial contributions to shelter operations. The City also provided funds to improve the health, safety, and accessibility for the renovation of a shelter at the Boys and Girls Aid Safe Place Youth Shelter.

In addition, the City also contributed funds to a non-profit organization for the lease of space to operate a day center with services for persons experiencing homelessness, include services connection, laundry, showers, and meals.

Finally, throughout the late Spring and early Summer, the City was making final preparations to launch a sanctioned campsite in partnership with a non-profit organization to provide 30 camping spaces with access to services, restrooms, handwashing stations, and 24/7 staff access and support. This project launched in July of 2020 and is expected to extend through mid-November.

### **Helping low-income individuals and families avoid becoming homeless, especially extremely low-income individuals and families and those who are: likely to become homeless after being discharged from publicly funded institutions and systems of care (such as health care facilities, mental health facilities, foster care and other youth facilities, and corrections programs and institutions); and, receiving assistance from public or private agencies that address housing, health, social services, employment, education, or youth needs**

In the past year, the City was able to provide financial supports to organizations that stabilize families interacting with institutions who are vulnerable to housing instability through the Community Services

Grants and Impact Grants process. The Impact Grant provided support for outreach services to runaway homeless youth, many of whom exit the foster care system into homelessness. Additionally, crisis intervention institutions such as Albertina Kerr were funded to provide additional stability supports to families in crisis. The City also funded Community Action's emergency rent assistance program with both general and CDBG funds in response to the coronavirus pandemic which has seen a dramatic increase in rent assistance need for low-income Hillsboro residents.

**Helping homeless persons (especially chronically homeless individuals and families, families with children, veterans and their families, and unaccompanied youth) make the transition to permanent housing and independent living, including shortening the period of time that individuals and families experience homelessness, facilitating access for homeless individuals and families to affordable housing units, and preventing individuals and families who were recently homeless from becoming homeless again**

In the past year, the City funded numerous organizations that assist persons experiencing homelessness to transition to permanent housing. The City's Community Service Grant program is the primary source of funding the City offers to assist low-income individuals and families to avoid homelessness or rapidly re-house. In the 2020 cycle of this grant, over 35 unique non-profit organizations were funded for programs including housing and other stabilization services for a total funding amount of \$400,000 for all projects. Many of these projects sought to stabilize vulnerable persons in their homes and to re-house persons as quickly as possible.

In addition, the City has committed to the staffing of two Crisis Intervention Team officers, who integrate supportive services and intentional engagement with persons living outside into the Hillsboro Police Department. These officers regularly facilitate connection directly with persons living outside to safety net services, housing, and other supports that can help end a homeless episode. Examples of common resource connections include SOAR SSI assistance, Street Outreach services, and the local coordinated entry system "Community Connect."

## **CR-30 - Public Housing 91.220(h); 91.320(j)**

### **Actions taken to address the needs of public housing**

The City does not own or operate any public housing units nor is the public housing authority. The Housing Authority of Washington County (HAWC) is the public housing provider in Hillsboro. The City's Community Development Department and its CDBG program have continued to support and partner with the housing authority in addressing the housing needs of Hillsboro community members.

### **Actions taken to encourage public housing residents to become more involved in management and participate in homeownership**

The City's Community Development Department and CDBG program is not directly involved with these activities as it is covered in the lead consortium's CAPER, see Washington County's Office of Community Development section. However, the City's Community Development staff is a workgroup participant in the Housing Authority's strategy as it seeks to dispose of 60 units of public housing under HUD's Section 18 program in Washington County of which 15 are located within the City of Hillsboro.

### **Actions taken to provide assistance to troubled PHAs**

The Housing Authority of Washington County is not designated as a troubled PHA under 24 CFR Part 902.

## **CR-35 - Other Actions 91.220(j)-(k); 91.320(i)-(j)**

**Actions taken to remove or ameliorate the negative effects of public policies that serve as barriers to affordable housing such as land use controls, tax policies affecting land, zoning ordinances, building codes, fees and charges, growth limitations, and policies affecting the return on residential investment. 91.220 (j); 91.320 (i)**

In 2018, the City put in place an affordable housing strategy that targeted the identification of opportunities to incentivize affordable housing developments. This strategy along with the passage of the Metro Affordable Housing Bond has allowed the City to provide gap financing for affordable housing developments. In 2019, the Willow Creek Crossing Apartments was completed where the City contributed \$300,000 of its affordable housing development fund. In March 2020, the City released a request for proposals for an affordable housing development on a six-acre City owned parcel located on NE 53rd Ave and NE Hidden Creek Drive using up to \$18 million of the City's share of the Metro Affordable Housing Bond. The project, lead by Bienestar and Housing Development Center, is expected to break ground in January 2022 and be completed in June 2023.

In January 2018, the City adopted a Comprehensive Plan document replacing a Housing section's goal and policies established several decades prior. In FY 19-20, the City's Planning Division prepared draft proposed measures to implement the Comprehensive Plan Housing section's new goals and policies, including proposed language to remove barriers to affordable housing. The City has not yet finalized the Comprehensive Plan Housing section's implementation measures.

In spring 2020, the City applied for and was awarded a Metro 2040 planning and development grant totaling \$115,000 to center the voices of Hillsboro historically marginalized communities (HMCs) in the City's land use planning engagement processes. These land-use engagement processes range from individual land use applications and planning in growth areas to policy initiatives such as affordable housing. Grant funds are allocated to hire a lead consultant and CBOs and provide stipends directly to HMCs to serve as "upstream" advisors on this pilot project requiring their expertise to inform processes. This fiscal year 2021-2022 project is an opportunity to encourage broad-based HMC engagement with a diverse range of Latinx communities, Indigenous peoples, African Americans, Asian and Pacific Islander Americans, and immigrants/refugees of color, while also acknowledging many types of identity intersectionality such as with income, age, gender, sexuality, and disability. Input received will be used to make recommendations to improve HMC engagement involving land use development across Hillsboro including affordable housing development. Lessons learned from this pilot project are expected to also inform an upcoming examination of community engagement across the City of Hillsboro organization..

**Actions taken to address obstacles to meeting underserved needs. 91.220(k); 91.320(j)**

The City regularly consults with or attends monthly meetings with local organizations/agencies, seeks public input, and participates in the County's Continuum of Care and Housing Supportive Service Network. These practices serve as an effective way to stay aware of the needs of the community, identify obstacles to meeting underserved needs, and provide assistance in addressing them.

### **Actions taken to reduce lead-based paint hazards. 91.220(k); 91.320(j)**

The City partners with Washington County's Office of Community Development on the City's Housing Rehabilitation program to provide lead-based paint risk assessments. The County's Housing Rehabilitation Coordinator is certified as a lead-based paint risk assessor. Lead-based paint testing is determined by the age of the home and type/cost of work being performed and completed as required. Lead-based paint hazards are remediated as appropriate according to the County's Lead-based paint regulations.

### **Actions taken to reduce the number of poverty-level families. 91.220(k); 91.320(j)**

In the past year, the City hired a Community Service Coordinator who will lead the City's homelessness initiatives. The coordinator will also focus on coordination with other entities that interface with our homeless services delivery system and general safety net systems. The City also continues its efforts to reduce the number of poverty-level families by participating in monthly and quarterly meeting with the County's Continuum of Care and Anti-Poverty Strategies Work Group. These partnerships bring together local government and non-profit organizations to help develop goals, programs, and policies for reducing the number of families in poverty.

### **Actions taken to develop institutional structure. 91.220(k); 91.320(j)**

City staff participated in the following activities aimed at developing and improving institutional structure:

- Collaborated with Washington County's Office of Community Development and the City of Beaverton on the implementation of the Consolidated Plan goals and other strategies to support the development of the City's CDBG program.
- Participated in training and webinars provided by HUD – Davis-Beacon 101/Federal Labor Standards Prevailing Wage Training, Section 3 Reporting, and HUD Exchange recorded training videos.
- Collaborated with local stakeholders and advocacy groups throughout the program year – Housing and Supportive Services Network, Coalition of Housing Advocates. Anti-Poverty Strategies Work Group.
- Presented CDBG program updates to local elected officials at pre-council work sessions meetings and City Executive Leadership staff.

### **Actions taken to enhance coordination between public and private housing and social service agencies. 91.220(k); 91.320(j)**

The City's Community Development Coordinator, Community Service Coordinator, and Senior Project Manager actively engage and enhance social service agencies and public/private housing providers in an effort to collaborate on projects consistent with the goals identified in the Consolidated Plan. The City participates and is a voting member of the Housing and Supportive Services Network which is the venue in Washington County where local jurisdictions, social service agencies, public housing, and citizens gather to enhance coordination to address poverty and homelessness issues.

**Identify actions taken to overcome the effects of any impediments identified in the jurisdictions analysis of impediments to fair housing choice. 91.520(a)**

The City's Fair Housing Plan identified a strategy area of "Awareness, Information, and Training" as an annual goal to encourage housing choice and fair housing. The City hosts annually a fair housing presentation focused on the intersection of Fair Housing law and the role of landlords that operate within the City and County. The City also hosts annually the "Anywhere But Here" portable exhibit chronicling Oregon's history of discrimination, segregation, and displacement and detailing the progress Oregon has made in overcoming this history and the challenges that remain. These activities are planned annually to coincide with Fair Housing Month in April but due to COVID-19, these activities were transferred to an online presentation. The City the creation of five short Fair Housing videos describing the most common Fair Housing violations renters experience. These videos are intended to be hosted and available on the City's website for informational purposes on where renters can seek assistance.

## **CR-40 - Monitoring 91.220 and 91.230**

**Describe the standards and procedures used to monitor activities carried out in furtherance of the plan and used to ensure long-term compliance with requirements of the programs involved, including minority business outreach and the comprehensive planning requirements**

The City, in its third year as a CDBG Entitlement community, continues to develop and revise policies and procedures, monitoring, and contracts for CDBG funded program activities. Community Development funded programs are monitored by City staff and external auditors to ensure long-term compliance with HUD requirements.

The City's CDBG program developed its monitoring plan in compliance with HUD recommended standards and well-established norms and practices. The monitoring plan provides a control mechanism designed to review performance over a period of time and to evaluate compliance of non-profit sub-recipients funded through the City's CDBG program.

Housing Programs and Public Facility activities are monitored by Community Development staff. Subrecipient agreements are required for all housing and public facility project-funded activities. The subrecipient agreements describe reporting requirements, project timelines, project budget and procedures to be followed in the event of non-compliance. Monitoring includes assessment of program performance, financial performance, and regulatory compliance.

Minority business outreach compliance is accomplished by encouraging minority businesses to apply to all bid ads that are placed for public facility projects. In addition, the subrecipient agreement requires program recipients to use their best efforts to afford Women and Minority-Owned Businesses to participate in the agreement.

## **Citizen Participation Plan 91.105(d); 91.115(d)**

**Describe the efforts to provide citizens with reasonable notice and an opportunity to comment on performance reports.**

The City in coordination with the Washington County Consortium developed a Citizen Participation Plan, which outlines the procedures and processes used by the City and forms part of the approved 2020-2024 Consolidated Plan.

In the first three program years, the City and the Washington County Consortium partnered to publish the CAPER. The City placed a Notice of Public Comment Period for the 2020 Consolidated Annual Performance and Evaluation Report (CAPER) in the local daily newspaper on August 25, 2021, with a 15-day comment period starting the day after. The notice ran in both the Hillsboro Tribune, Latino de Hoy,



and Washington County Times. The notice will also be sent to the membership listserv of the Housing and Supportive Services Network of Washington County, The Coalition of Housing Advocates of Washington County, and to program sub-recipients. A draft of the CAPER was placed on the City's website and made available at the Hillsboro Civic Center's Community Development Department located at 150 E. Main Street, Hillsboro, Oregon.

**CR-45 - CDBG 91.520(c)**

**Specify the nature of, and reasons for, any changes in the jurisdiction's program objectives and indications of how the jurisdiction would change its programs as a result of its experiences.**

In the first three years as an entitlement community, the City's CDBG program did not have any significant changes to the program objectives established in the 2020-2024 Consolidated Plan, Annual City Council Priorities, or its first three Action Plans. The City's CDBG program has dedicated the majority of its annual CDBG fund allocation to an affordable housing strategy goals by improving and acquiring housing for low- and moderate-income Hillsboro residents through its housing rehabilitation and acquisition programs. The CDBG program plans to evaluate the City's affordable housing strategy in the upcoming year to analyze its impact and determine or recommend any changes or improvements.

**Does this Jurisdiction have any open Brownfields Economic Development Initiative (BEDI) grants?**

No

**[BEDI grantees] Describe accomplishments and program outcomes during the last year.**

**CR-45 - CDBG 91.520(c)**

**Specify the nature of, and reasons for, any changes in the jurisdiction’s program objectives and indications of how the jurisdiction would change its programs as a result of its experiences.**

In the first three years as an entitlement community, the City’s CDBG program did not have any significant changes to the program objectives established in the 2020-2024 Consolidated Plan, Annual City Council Priorities, or its first three Action Plans. The City’s CDBG program has dedicated the majority of its annual CDBG fund allocation to an affordable housing strategy goals by improving and acquiring housing for low- and moderate-income Hillsboro residents through its housing rehabilitation and acquisition programs. The CDBG program plans to evaluate the City’s affordable housing strategy in the upcoming year to analyze its impact and determine or recommend any changes or improvements.

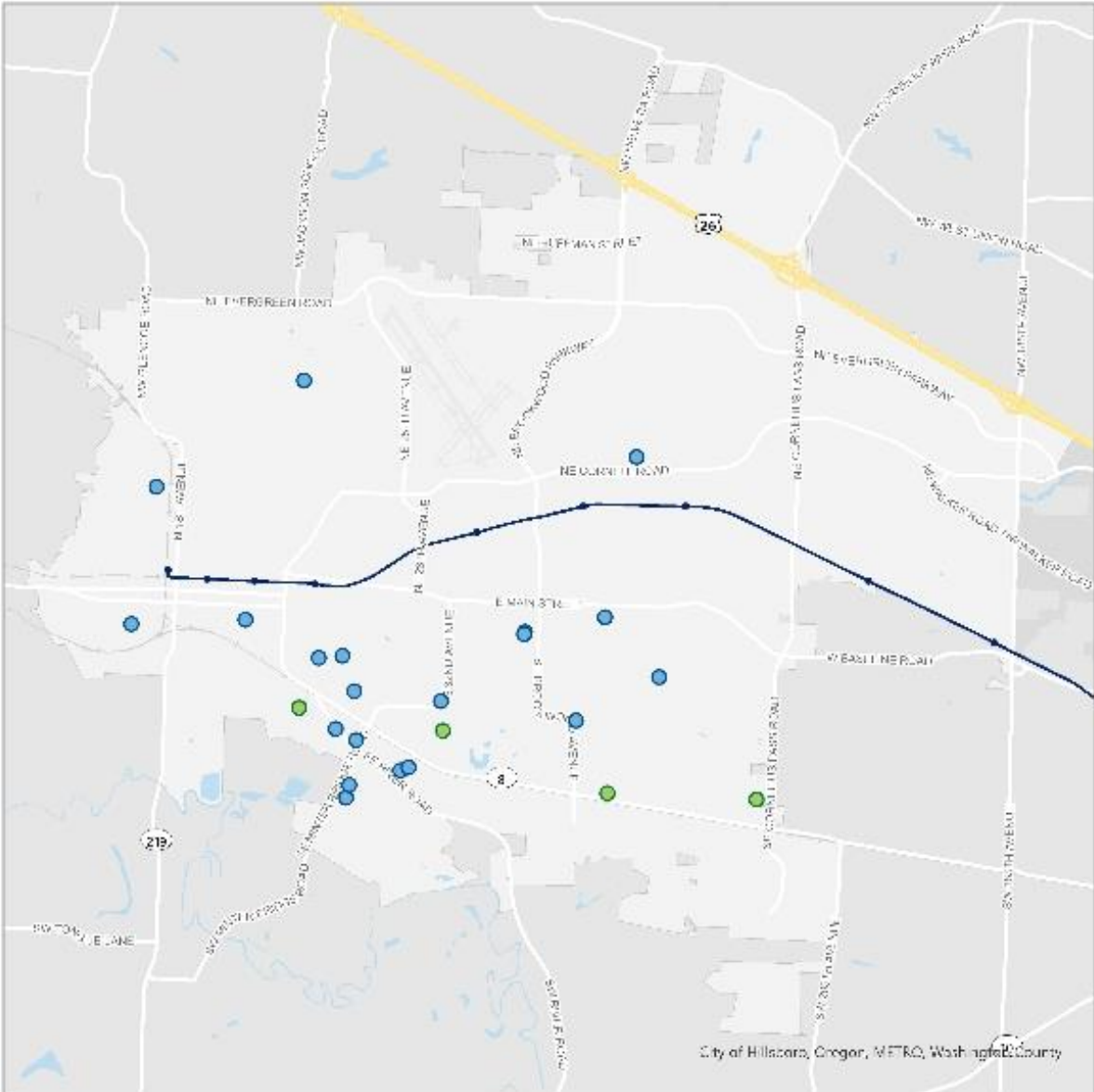
**Does this Jurisdiction have any open Brownfields Economic Development Initiative (BEDI) grants?**

No

**[BEDI grantees] Describe accomplishments and program outcomes during the last year.**

## **Attachment**

### **Hillsboro Housing Activities**



City of Hillsboro, Oregon, METRO, Washington County

### City of Hillsboro 2020 Housing Activities

- Housing Acquisition
- Housing Rehabilitation

150 E Main Street  
 Hillsboro, OR 97123  
[hillsboro-oregon.gov](http://hillsboro-oregon.gov)  
 503-681-6100

DISCLAIMER: This product is for informational purposes and may not have been prepared for or suitable for legal, engineering, or surveying purposes. Users of this information should review or consult the primary data and information sources to ascertain the usability of the information.



## **APPENDIX A: Public Notice**

**NOTICE OF PUBLIC HEARING AND COMMENT PERIOD  
ON  
WASHINGTON COUNTY'S  
CONSOLIDATED ANNUAL PERFORMANCE AND EVALUATION  
REPORT  
(CAPER)  
FOR PROGRAM YEAR 2020**

Washington County, the City of Hillsboro and the City of Beaverton have prepared their 2020 CAPER reports as required by federal regulations. The report details project accomplishments as well as expenditures throughout the period of July 1, 2020 through June 30, 2021 for the Community Development Block Grant (CDBG) Program, the Emergency Solutions Grant (ESG), and the HOME Investment Partnerships (HOME) Program. The purpose of the report is to measure to what extent the jurisdictions are meeting priority needs, goals and strategies as outlined in the 2020-2024 Consolidated Plan.

The CAPER report is available for review and comment and can be downloaded from the County's web site at: <http://www.co.washington.or.us/CommunityDevelopment/Planning/annual-performance-report.cfm>

The report is due to HUD on September 28, 2021. A 15-day public comment period on the report begins on Wednesday, September 1<sup>st</sup> and runs through Thursday, September 16<sup>th</sup>. A public hearing on September 16<sup>th</sup> will be held to receive comments on the CAPER. The hearing will also be an opportunity to accept public comment on housing and community development needs in the County. The public hearing will be held in a virtual format and information regarding connection to the meeting will be available on the Office of Community Development website. The public hearing starts at 7:00 p.m.

Comments on the CAPER may be directed to:  
Jennie H. Proctor, Program Manager  
Washington County Office of Community Development  
328 W. Main Street, Suite 100  
Hillsboro, OR 97123  
Phone: 503-846-8814  
Fax: 503-846-2882

or by

**E-mail: [jennie\\_proctor@co.washington.or.us](mailto:jennie_proctor@co.washington.or.us)**

Please notify the Office of Community Development at least 7 days before a hearing if special interpreting service is needed. To help ensure equal access to Washington County Office of Community Development programs, services and activities, we will provide translation, reasonably modify policies or procedures and provide auxiliary aids/services/alternative formats to persons with disabilities. For accommodations, translations, complaints, and additional information, contact 503-846-8814, or for voice to TTY relay dial 711 or 1-800-735-1232. Para traducción en español marque 1-800-735-3896.



# Order Confirmation

Ad Order Number 0010067537

**Customer**

**WASHINGTON COUNTY COMMUNITY DEVELOPMENT OFFICE**  
 Account:1022350005  
 WASHINGTON COUNTY COMMUNITY DEVELOPMENT OFF  
 328 W MAIN ST STE 100 MS7,  
 HILLSBORO OR 97123 USA  
 (503)846-8814

**Payor Customer**

**WASHINGTON COUNTY COMMUNITY DEVELOPMENT OFFICE**  
 Account: 1022350005  
 WASHINGTON COUNTY COMMUNITY DEVELOPMENT OFFICE  
 328 W MAIN ST STE 100 MS7,  
 HILLSBORO OR 97123 USA  
 (503)846-8814

*PO Number* 2020CAPER  
*Sales Rep.* Kimberlee O'Neill  
*Order Taker* Kimberlee O'Neill  
*Order Source* Rep  
*Special Pricing*

FAX:  
 Lauren\_Thomas@co.washington.or.us

<i>Tear Sheets</i> 0	<i>TearsheetsCost</i> \$0.00	<i>Net Amount</i> \$789.55
<i>Proofs</i> 0		<i>Tax Amount</i> \$0.00
<i>Affidavits</i> 1	<i>AffidavitsCost</i> \$0.00	<i>Total Amount</i> \$789.55
<i>Blind Box</i>		<i>Payment Method</i> Invoice
<i>Promo Type</i> OR Legal Ad 1x		<i>Payment Amount</i> \$0.00
<i>Materials</i>		<i>Amount Due</i> \$789.55
<i>Invoice Text</i> 2020CAPER		

## Ad Schedule

<i>Product</i> The Oregonian::Full Run OR	<i>Placement/Class</i> Announcements
<i># Inserts</i> 1	<i>POS/Sub-Class</i> Public Notices
<i>Cost</i> \$774.55	<i>AdNumber</i> 0010067537-01
<i>Ad Type</i> OR CLS Legal	<i>Ad Size</i> 2 X 52 li
<i>Pick Up #</i>	<i>Ad Attributes</i>
<i>External Ad #</i>	<i>Color</i> <NONE>
<i>Production Method</i> OR AdBooker	<i>Production Notes</i>
<i>Run Dates</i> 08/29/2021	<i>Sort Text</i> NOTICEOFPUBLICHEARINGANDCOMMENTPERIODONWASHINGTONCOUNTYSCONSOLIDATEDANNUALPERFORM

<i>Product</i> OregonLive.com	<i>Placement/Class</i> Announcements
<i># Inserts</i> 7	<i>POS/Sub-Class</i> Public Notices
<i>Cost</i> \$15.00	<i>AdNumber</i> 0010067537-01
<i>Ad Type</i> OR CLS Legal	<i>Ad Size</i> 2 X 52 li
<i>Pick Up #</i>	<i>Ad Attributes</i>
<i>External Ad #</i>	<i>Color</i> <NONE>
<i>Production Method</i> OR AdBooker	<i>Production Notes</i>
<i>Run Dates</i> 08/29/2021, 08/30/2021, 08/31/2021, 09/01/2021, 09/02/2021, 09/03/2021, 09/04/2021	<i>Sort Text</i> NOTICEOFPUBLICHEARINGANDCOMMENTPERIODONWASHINGTONCOUNTYSCONSOLIDATEDANNUALPERFORM

**Ad Content Proof**

**NOTICE OF PUBLIC HEARING AND COMMENT PERIOD  
ON WASHINGTON COUNTY'S CONSOLIDATED ANNUAL PERFORMANCE AND  
EVALUATION REPORT (CAPER) FOR PROGRAM YEAR 2020**

Washington County, the City of Hillsboro and the City of Beaverton have prepared their 2020 CAPER reports as required by federal regulations. The report details project accomplishments as well as expenditures throughout the period of July 1, 2020 through June 30, 2021 for the Community Development Block Grant (CDBG) Program, the Emergency Solutions Grant (ESG), and the HOME Investment Partnerships (HOME) Program. The purpose of the report is to measure to what extent the jurisdictions are meeting priority needs, goals and strategies as outlined in the 2020-2024 Consolidated Plan.

**The CAPER report** is available for review and comment and can be downloaded from the County's web site at: <http://www.co.washington.or.us/CommunityDevelopment/Planning/annual-performance-report.cfm>

The report is due to HUD on September 28, 2021. A 15-day public comment period on the report begins on Wednesday, September 1st and runs through Thursday, September 16th. A public hearing on September 16th will be held to receive comments on the CAPER. The hearing will also be an opportunity to accept public comment on housing and community development needs in the County. The public hearing will be held in a virtual format and information regarding connection to the meeting will be available on the Office of Community Development website. The public hearing starts at 7:00 p.m.

Comments on the CAPER may be directed to:  
Jennie H. Proctor, Program Manager  
Washington County Office of Community Development  
328 W. Main Street, Suite 100  
Hillsboro, OR 97123  
Phone: 503-846-8814  
Fax: 503-846-2882  
or by  
E-mail: [jennie\\_proctor@co.washington.or.us](mailto:jennie_proctor@co.washington.or.us)

Please notify the Office of Community Development at least 7 days before a hearing if special interpreting service is needed. To help ensure equal access to Washington County Office of Community Development programs, services and activities, we will provide translation, reasonably modify policies or procedures and provide auxiliary aids/services/alternative formats to persons with disabilities. For accommodations, translations, complaints, and additional information, contact 503-846-8814, or for voice to TTY relay dial 711 or 1-800-735-1232. Para traducción en español marque 1-800-735-3896.



LATIN AMERICAN TIMES, INC  
P.O. Box 10689  
Portland, OR 97296  
contact@ellatinodehoy.com  
classified@ellatinodehoy.com  
www.ellatinodehoy.com  
503-493-1106 / 26 fax 503-493-1107



Bill To:

WASHINGTON COUNTY Office  
of Community Development  
Attn: Lauren Thomas  
328 W Main St., Suite 100 MS #7  
Hillsboro, OR 97123

Invoice

DATE 8/27/21

Invoice #: 00007727




PHONE #

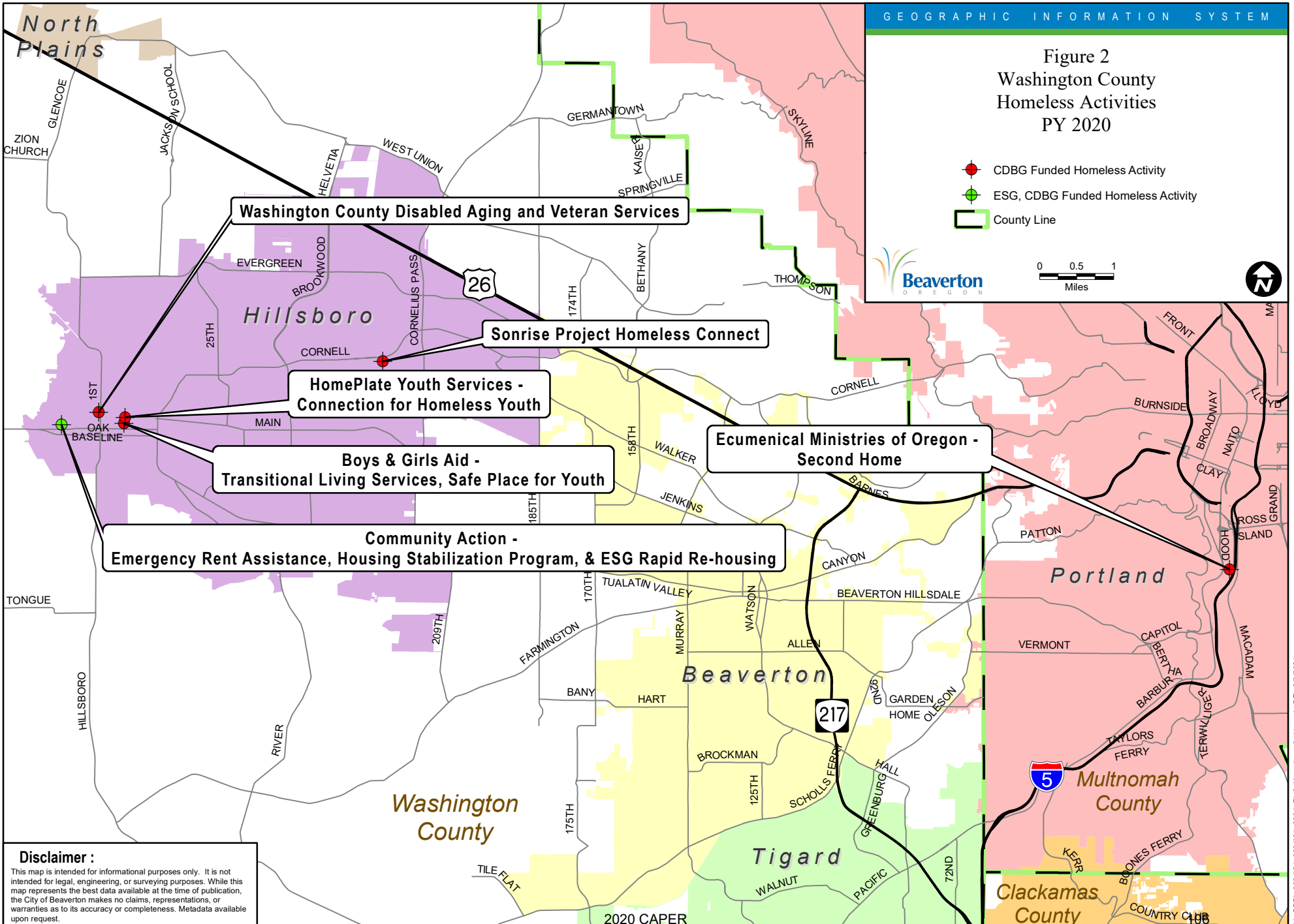
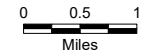
SALESPERSON		SHIP VIA	SHIP DATE	TERMS	PG.	
				Net 15	1	
QTY.	ITEM NO.	DESCRIPTION	PRICE	UNIT	DISC %	EXTENDED
1	Classified	"NOTICE OF PUBLIC HEARING AND COMMENT PERIOD ON WASHINGTON COUNTY'S (CAPER)". 24" x \$18.00 BID Classified Ad. 1- August 25th, 2021.	\$432.00	Inch		\$432.00
<p>El Latino de Hoy Newspaper is a small, minority-owned business. Your prompt payment enables the continued weekly distribution of this Spanish Language newspaper in Oregon and SW Washington.</p> <p>Please send payment to the address above.</p> <p><b>All accounts payable 15 days after statement date. A late charge of \$15.00 will be added per month to any balance remaining unpaid.</b></p>				SALE AMT.	\$432.00	
				TOTAL AMT.	\$432.00	
				<b>TOTAL BALANCE</b>	\$0.00	
				<b>TOTAL DUE</b>	<b>\$432.00</b>	



## **APPENDIX B: Maps and Accomplishments**

Figure 2  
Washington County  
Homeless Activities  
PY 2020

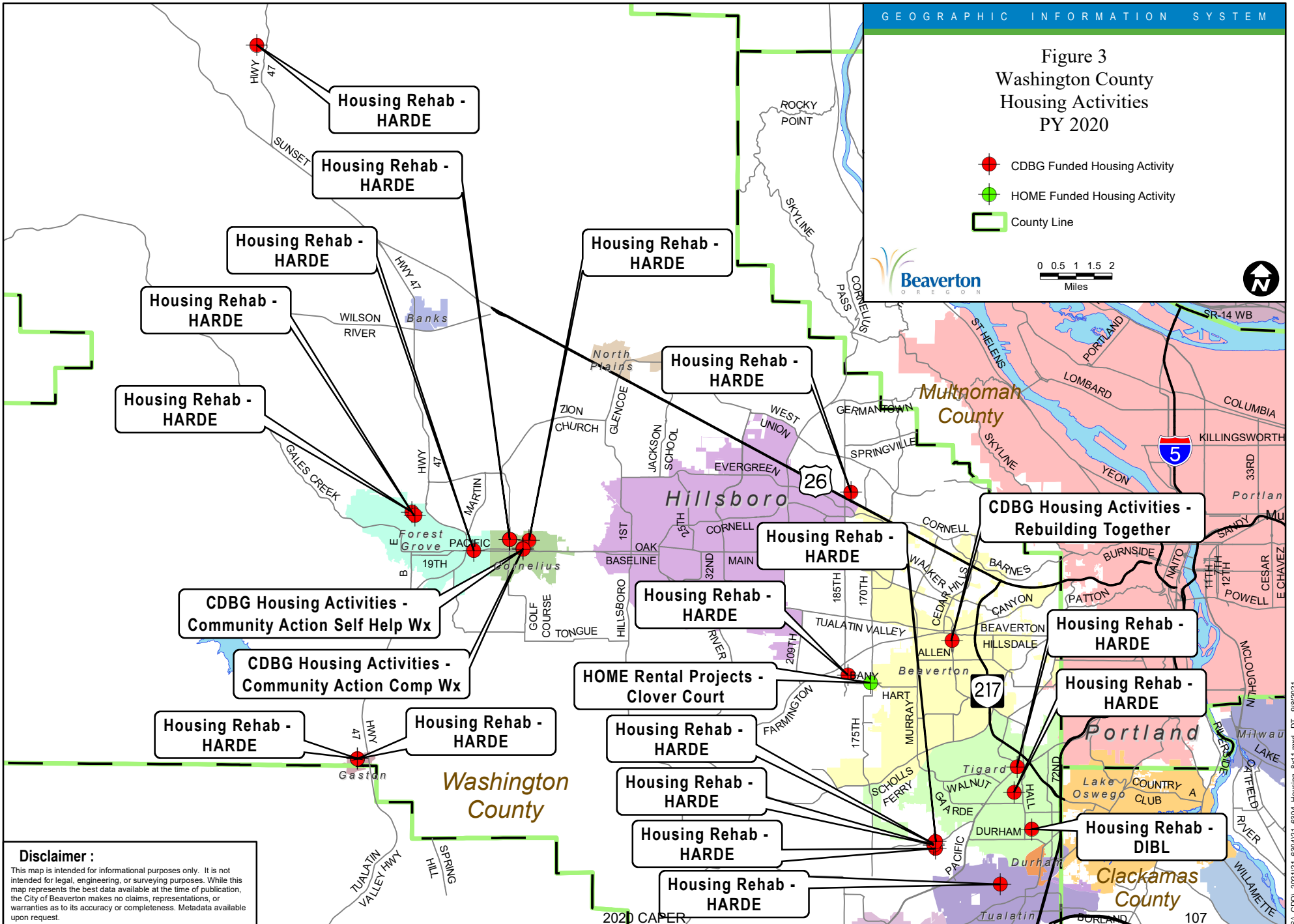
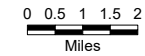
-  CDBG Funded Homeless Activity
-  ESG, CDBG Funded Homeless Activity
-  County Line



**Disclaimer :**  
 This map is intended for informational purposes only. It is not intended for legal, engineering, or surveying purposes. While this map represents the best data available at the time of publication, the City of Beaverton makes no claims, representations, or warranties as to its accuracy or completeness. Metadata available upon request.

Figure 3  
Washington County  
Housing Activities  
PY 2020

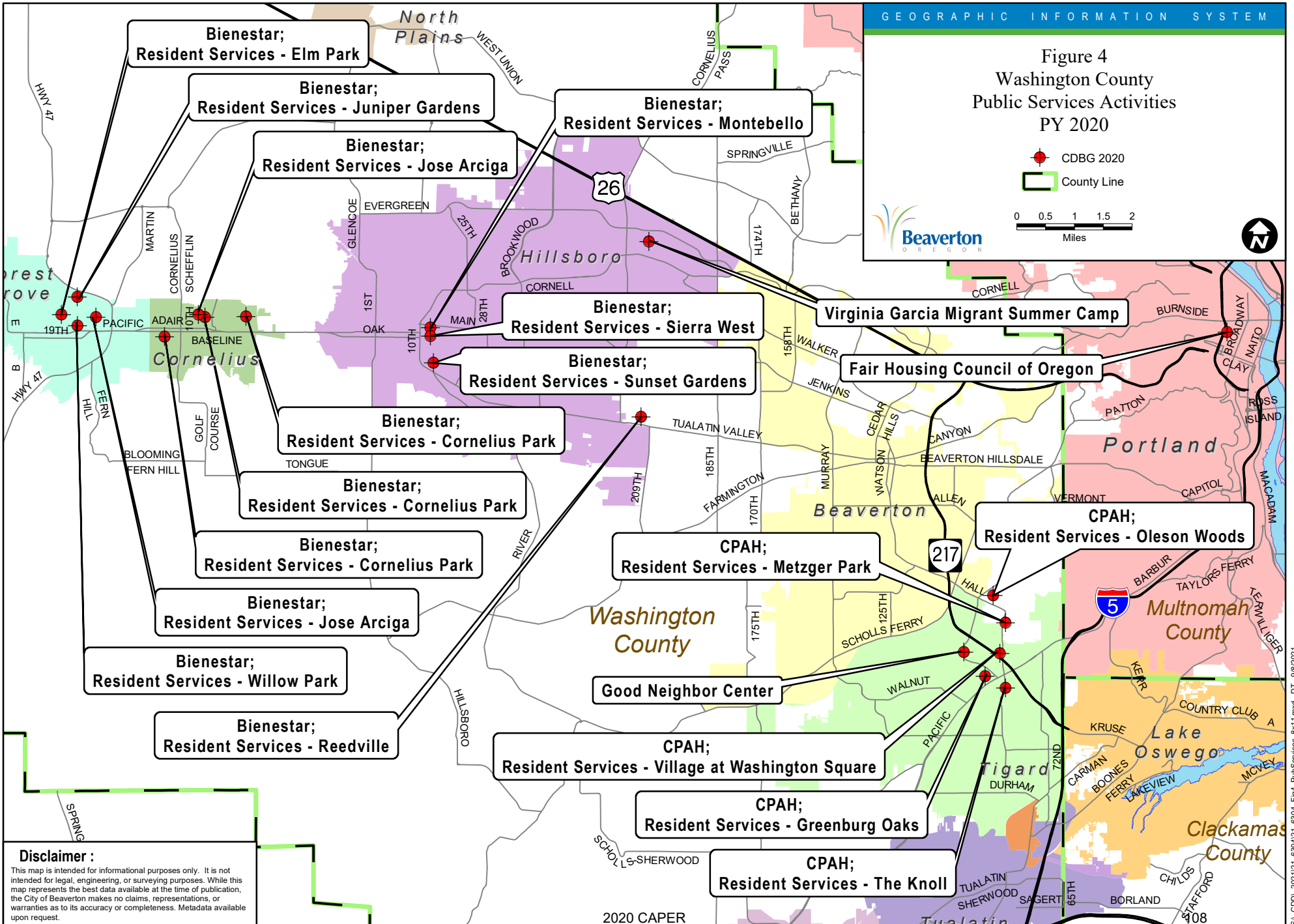
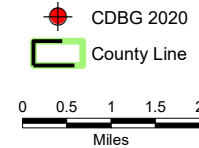
- CDBG Funded Housing Activity
- HOME Funded Housing Activity
- County Line



**Disclaimer :**

This map is intended for informational purposes only. It is not intended for legal, engineering, or surveying purposes. While this map represents the best data available at the time of publication, the City of Beaverton makes no claims, representations, or warranties as to its accuracy or completeness. Metadata available upon request.



Figure 4  
Washington County  
Public Services Activities  
PY 2020

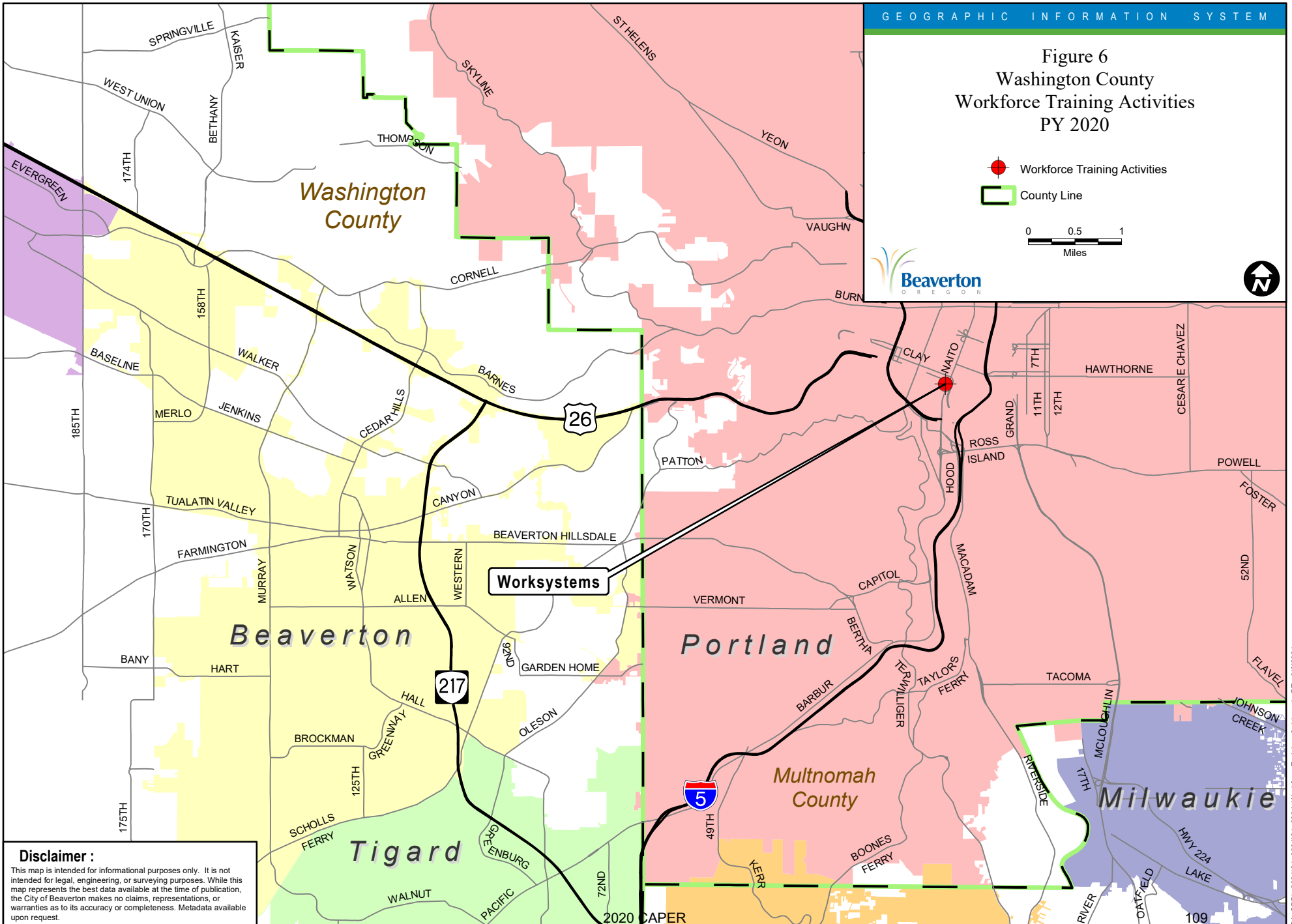
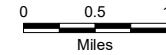


**Disclaimer :**

This map is intended for informational purposes only. It is not intended for legal, engineering, or surveying purposes. While this map represents the best data available at the time of publication, the City of Beaverton makes no claims, representations, or warranties as to its accuracy or completeness. Metadata available upon request.

Figure 6  
Washington County  
Workforce Training Activities  
PY 2020

-  Workforce Training Activities
-  County Line



**Disclaimer :**  
This map is intended for informational purposes only. It is not intended for legal, engineering, or surveying purposes. While this map represents the best data available at the time of publication, the City of Beaverton makes no claims, representations, or warranties as to its accuracy or completeness. Metadata available upon request.

Goal	Category	Source	Indicator	Unit of Measure	Accomplishments
Homeless Activities that implement A Road Home	Homeless	CDBG	Homeless Person Overnight Shelter	Persons Assisted	0
Homeless Activities that implement A Road Home	Homeless	CDBG	Homeless Prevention	Persons Assisted	146
Homeless Activities that implement A Road Home	Homeless	CDBG	Public service activities other than Low/Moderate Income Housing Benefit	Persons Assisted	783
Homeless Activities that implement A Road Home	Homeless	ESG	Homelessness Prevention	Persons Assisted	113
New Construction of Affordable Rental Housing	Affordable Housing	HOME	Rental units constructed	Household Housing Unit	6
Preservation of Single Family Housing	Affordable Housing	CDBG	Homeowner Housing Rehabilitated	Household Housing Unit	203
Preservation of Rental Housing	Affordable Housing	CDBG	Rental units rehabilitated	Household Housing Unit	0
Supportive Services	Non-Housing Community Development	CDBG	Public service activities other than Low/Moderate Income Housing Benefit	Persons Assisted	1782
Preservation of Existing Affordable Rental Housing	Affordable Housing	CDBG	Rental units rehabilitated	Household Housing Unit	15
Supportive Services	Non-Housing Community Development	CDBG	Public Service activities for Low/Moderate Income Housing Benefit	Households Assisted	1327
Public Infrastructure Improvements	Homeless	CDBG	Public Facility or Infrastructure Activities for Low/Moderate Income Housing Benefit	Households Assisted	0
Public Facility Development	Non-Housing Community Development	CDBG	Public Facility or Infrastructure Activities other than Low/Moderate Income Housing Benefit	Persons Assisted	0
Educational Services	Non-Housing Community Development	CDBG	Public service activities other than Low/Moderate Income Housing Benefit	Persons Assisted	0
Increase Inventory of Single Family Housing	Affordable Housing	HOME	Homeowner Housing Added	Household Housing Unit	0
Housing Stabilization	Non-Homeless Special Needs	CDBG	Public Service activities for Low/Moderate Income Housing Benefit	Households Assisted	0
Homeless Activities that implement A Road Home	Homeless	CDBG	Public Facility or Infrastructure Activities other than Low/Moderate Income Housing Benefit	Persons Assisted	0
Workforce Training	ED	CDBG			22



## **APPENDIX C: IDIS PR 26 Expenditure Report**



Office of Community Planning and Development  
 U.S. Department of Housing and Urban Development  
 Integrated Disbursement and Information System  
 PR26 - CDBG Financial Summary Report  
 Program Year 2020  
 WASHINGTON COUNTY , OR

DATE: 09-01-21  
 TIME: 12:56  
 PAGE: 1

PART I: SUMMARY OF CDBG RESOURCES

01 UNEXPENDED CDBG FUNDS AT END OF PREVIOUS PROGRAM YEAR	2,502,141.75
02 ENTITLEMENT GRANT	2,228,296.00
03 SURPLUS URBAN RENEWAL	0.00
04 SECTION 108 GUARANTEED LOAN FUNDS	0.00
05 CURRENT YEAR PROGRAM INCOME	333,642.66
05a CURRENT YEAR SECTION 108 PROGRAM INCOME (FOR SI TYPE)	0.00
06 FUNDS RETURNED TO THE LINE-OF-CREDIT	0.00
06a FUNDS RETURNED TO THE LOCAL CDBG ACCOUNT	0.00
07 ADJUSTMENT TO COMPUTE TOTAL AVAILABLE	0.00
08 TOTAL AVAILABLE (SUM, LINES 01-07)	5,064,080.41

PART II: SUMMARY OF CDBG EXPENDITURES

09 DISBURSEMENTS OTHER THAN SECTION 108 REPAYMENTS AND PLANNING/ADMINISTRATION	1,158,878.82
10 ADJUSTMENT TO COMPUTE TOTAL AMOUNT SUBJECT TO LOW/MOD BENEFIT	0.00
11 AMOUNT SUBJECT TO LOW/MOD BENEFIT (LINE 09 + LINE 10)	1,158,878.82
12 DISBURSED IN IDIS FOR PLANNING/ADMINISTRATION	512,387.53
13 DISBURSED IN IDIS FOR SECTION 108 REPAYMENTS	0.00
14 ADJUSTMENT TO COMPUTE TOTAL EXPENDITURES	0.00
15 TOTAL EXPENDITURES (SUM, LINES 11-14)	1,671,266.35
16 UNEXPENDED BALANCE (LINE 08 - LINE 15)	3,392,814.06

PART III: LOWMOD BENEFIT THIS REPORTING PERIOD

17 EXPENDED FOR LOW/MOD HOUSING IN SPECIAL AREAS	0.00
18 EXPENDED FOR LOW/MOD MULTI-UNIT HOUSING	0.00
19 DISBURSED FOR OTHER LOW/MOD ACTIVITIES	1,158,878.82
20 ADJUSTMENT TO COMPUTE TOTAL LOW/MOD CREDIT	0.00
21 TOTAL LOW/MOD CREDIT (SUM, LINES 17-20)	1,158,878.82
22 PERCENT LOW/MOD CREDIT (LINE 21/LINE 11)	100.00%

LOW/MOD BENEFIT FOR MULTI-YEAR CERTIFICATIONS

23 PROGRAM YEARS(PY) COVERED IN CERTIFICATION	PY: PY: PY:
24 CUMULATIVE NET EXPENDITURES SUBJECT TO LOW/MOD BENEFIT CALCULATION	0.00
25 CUMULATIVE EXPENDITURES BENEFITING LOW/MOD PERSONS	0.00
26 PERCENT BENEFIT TO LOW/MOD PERSONS (LINE 25/LINE 24)	0.00%

PART IV: PUBLIC SERVICE (PS) CAP CALCULATIONS

27 DISBURSED IN IDIS FOR PUBLIC SERVICES	316,762.35
28 PS UNLIQUIDATED OBLIGATIONS AT END OF CURRENT PROGRAM YEAR	113,917.82
29 PS UNLIQUIDATED OBLIGATIONS AT END OF PREVIOUS PROGRAM YEAR	168,327.89
30 ADJUSTMENT TO COMPUTE TOTAL PS OBLIGATIONS	0.00
31 TOTAL PS OBLIGATIONS (LINE 27 + LINE 28 - LINE 29 + LINE 30)	262,352.28
32 ENTITLEMENT GRANT	2,228,296.00
33 PRIOR YEAR PROGRAM INCOME	368,444.00
34 ADJUSTMENT TO COMPUTE TOTAL SUBJECT TO PS CAP	0.00
35 TOTAL SUBJECT TO PS CAP (SUM, LINES 32-34)	2,596,740.00
36 PERCENT FUNDS OBLIGATED FOR PS ACTIVITIES (LINE 31/LINE 35)	10.10%

PART V: PLANNING AND ADMINISTRATION (PA) CAP

37 DISBURSED IN IDIS FOR PLANNING/ADMINISTRATION	512,387.53
38 PA UNLIQUIDATED OBLIGATIONS AT END OF CURRENT PROGRAM YEAR	0.00
39 PA UNLIQUIDATED OBLIGATIONS AT END OF PREVIOUS PROGRAM YEAR	0.00
40 ADJUSTMENT TO COMPUTE TOTAL PA OBLIGATIONS	0.00
41 TOTAL PA OBLIGATIONS (LINE 37 + LINE 38 - LINE 39 +LINE 40)	512,387.53
42 ENTITLEMENT GRANT	2,228,296.00
43 CURRENT YEAR PROGRAM INCOME	333,642.66
44 ADJUSTMENT TO COMPUTE TOTAL SUBJECT TO PA CAP	0.00
45 TOTAL SUBJECT TO PA CAP (SUM, LINES 42-44)	2,561,938.66
46 PERCENT FUNDS OBLIGATED FOR PA ACTIVITIES (LINE 41/LINE 45)	20.00%



Office of Community Planning and Development  
 U.S. Department of Housing and Urban Development  
 Integrated Disbursement and Information System  
 PR26 - CDBG Financial Summary Report  
 Program Year 2020  
 WASHINGTON COUNTY , OR

DATE: 09-01-21  
 TIME: 12:56  
 PAGE: 2

LINE 17 DETAIL: ACTIVITIES TO CONSIDER IN DETERMINING THE AMOUNT TO ENTER ON LINE 17

Report returned no data.

LINE 18 DETAIL: ACTIVITIES TO CONSIDER IN DETERMINING THE AMOUNT TO ENTER ON LINE 18

Report returned no data.

LINE 19 DETAIL: ACTIVITIES INCLUDED IN THE COMPUTATION OF LINE 19

Plan Year	IDIS Project	IDIS Activity	Voucher Number	Activity Name	Matrix Code	National Objective	Drawn Amount
2020	14	1021	6473342	2201 NAMI Facility Upgrade	03B	LMC	\$8,734.44
2020	14	1021	6488286	2201 NAMI Facility Upgrade	03B	LMC	\$42,524.00
2020	14	1021	6521014	2201 NAMI Facility Upgrade	03B	LMC	\$5,451.66
					03B	Matrix Code	\$56,710.10
2019	8	994	6521014	1105 City of Tigard - Frewing Street Sidewalks	03K	LMC	\$81,974.76
2019	9	995	6424719	1106 City of Banks - Park Street Water Line and Accessibility Improvements	03K	LMC	\$170,060.88
					03K	Matrix Code	\$252,035.64
2020	11	1024	6442685	2303 Ecumenical Ministries of Oregon - Second Home	03T	LMC	\$946.23
2020	11	1024	6473342	2303 Ecumenical Ministries of Oregon - Second Home	03T	LMC	\$7,667.96
2020	11	1024	6488286	2303 Ecumenical Ministries of Oregon - Second Home	03T	LMC	\$4,427.12
2020	11	1024	6521014	2303 Ecumenical Ministries of Oregon - Second Home	03T	LMC	\$8,049.98
					03T	Matrix Code	\$21,091.29
2019	4	996	6424719	1301 Sunrise - Homeless Connect	03Z	LMC	\$9,420.23
2019	4	996	6473342	1301 Sunrise - Homeless Connect	03Z	LMC	\$9,950.08
2019	4	996	6488286	1301 Sunrise - Homeless Connect	03Z	LMC	\$6,717.06
2019	4	996	6521014	1301 Sunrise - Homeless Connect	03Z	LMC	\$4,607.39
					03Z	Matrix Code	\$30,694.76
2020	5	1031	6442685	2341 Boys and Girls Aid - Safe Place for Youth	05D	LMC	\$7,500.00
2020	5	1031	6473342	2341 Boys and Girls Aid - Safe Place for Youth	05D	LMC	\$7,500.00
2020	5	1031	6521014	2341 Boys and Girls Aid - Safe Place for Youth	05D	LMC	\$15,000.00
2020	6	1032	6442685	2342 HomePlate Youth Services	05D	LMC	\$7,482.00
2020	6	1032	6473342	2342 HomePlate Youth Services	05D	LMC	\$7,482.00
2020	6	1032	6488286	2342 HomePlate Youth Services	05D	LMC	\$7,482.00
2020	6	1032	6521014	2342 HomePlate Youth Services	05D	LMC	\$7,554.00
					05D	Matrix Code	\$60,000.00
2020	8	1034	6442685	2344 Boys and Girls Aid - Transitional Living Services	05E	LMC	\$3,401.76
2020	8	1034	6473342	2344 Boys and Girls Aid - Transitional Living Services	05E	LMC	\$8,962.37
2020	8	1034	6521014	2344 Boys and Girls Aid - Transitional Living Services	05E	LMC	\$16,893.42
					05E	Matrix Code	\$29,257.55
2020	13	1026	6473342	2305 WorkSystems Employment Initiative	05H	LMC	\$11,082.14
2020	13	1026	6488286	2305 WorkSystems Employment Initiative	05H	LMC	\$11,080.58
2020	13	1026	6521014	2305 WorkSystems Employment Initiative	05H	LMC	\$27,331.16
					05H	Matrix Code	\$49,493.88
2020	3	1029	6488286	2334 Fair Housing Council of Oregon - Fair Housing Services	05J	LMC	\$884.96
2020	3	1029	6521014	2334 Fair Housing Council of Oregon - Fair Housing Services	05J	LMC	\$2,171.85
					05J	Matrix Code	\$3,056.81
2020	10	1023	6473342	2302 Good Neighbor Center Children's Program	05L	LMC	\$18,338.29
2020	10	1023	6488286	2302 Good Neighbor Center Children's Program	05L	LMC	\$7,393.56
2020	10	1023	6521014	2302 Good Neighbor Center Children's Program	05L	LMC	\$4,268.15
					05L	Matrix Code	\$30,000.00
2020	9	1022	6442685	2301 Virginia Garcia Migrant Summer Camp	05M	LMC	\$10,152.39
2020	9	1022	6488286	2301 Virginia Garcia Migrant Summer Camp	05M	LMC	\$5,667.56
2020	9	1022	6521014	2301 Virginia Garcia Migrant Summer Camp	05M	LMC	\$14,180.05
					05M	Matrix Code	\$30,000.00
2020	4	1030	6521014	2340 Community Action Organization - Emergency Rent Assistance	05Q	LMC	\$29,206.00
2020	7	1033	6488286	2343 Washington County - Disability, Aging and Veteran Services (DAVS)	05Q	LMC	\$6,763.40
2020	7	1033	6521014	2343 Washington County - Disability, Aging and Veteran Services (DAVS)	05Q	LMC	\$13,027.42
					05Q	Matrix Code	\$48,996.82
2020	1	1027	6424719	2332 Community Partners for Affordable Housing, Inc - Resident Services	05Z	LMC	\$14,298.29
2020	1	1027	6521014	2332 Community Partners for Affordable Housing, Inc - Resident Services	05Z	LMC	\$8,134.71
2020	2	1028	6424719	2333 Bienestar - Resident Services	05Z	LMC	\$2,912.22
2020	2	1028	6442685	2333 Bienestar - Resident Services	05Z	LMC	\$3,332.37
2020	2	1028	6473342	2333 Bienestar - Resident Services	05Z	LMC	\$5,212.46
2020	2	1028	6488286	2333 Bienestar - Resident Services	05Z	LMC	\$2,769.09
2020	2	1028	6521014	2333 Bienestar - Resident Services	05Z	LMC	\$8,206.86
					05Z	Matrix Code	\$44,866.00
2016	18	918	6473342	8504 Office of Community Development Housing Rehabilitation Program	14A	LMH	\$111.00
2016	18	918	6521014	8504 Office of Community Development Housing Rehabilitation Program	14A	LMH	\$14,075.00
2018	18	982	6442685	0506 Office of Community Development - Home Access and Repair for the Disabled and Elderly (HARDE)	14A	LMH	\$2,283.62
2019	15	1007	6442685	1506 Office of Community Development - Home Access and Repair for the Disabled and Elderly (HARDE)	14A	LMH	\$50,822.59
2019	15	1007	6473342	1506 Office of Community Development - Home Access and Repair for the Disabled and Elderly (HARDE)	14A	LMH	\$23,328.00



Office of Community Planning and Development  
 U.S. Department of Housing and Urban Development  
 Integrated Disbursement and Information System

DATE: 09-01-21  
 TIME: 12:56  
 PAGE: 3

PR26 - CDBG Financial Summary Report

Program Year 2020

WASHINGTON COUNTY , OR

Plan Year	IDIS Project	IDIS Activity	Voucher Number	Activity Name	Matrix Code	National Objective	Drawn Amount
2019	15	1007	6488286	1506 Office of Community Development - Home Access and Repair for the Disabled and Elderly (HARDE)	14A	LMH	\$14,154.41
2019	15	1007	6521014	1506 Office of Community Development - Home Access and Repair for the Disabled and Elderly (HARDE)	14A	LMH	\$11,695.00
2020	17	1039	6488286	2506 Office of Community Development - Home Access and Repair for the Disabled and Elderly (HARDE)	14A	LMH	\$9,845.59
2020	17	1039	6521014	2506 Office of Community Development - Home Access and Repair for the Disabled and Elderly (HARDE)	14A	LMH	\$13,930.00
2020	19	1037	6521014	2578 Rebuilding Together	14A	LMH	\$10,000.00
2020	20	1035	6424719	2501 Community Action Organization - Comprehensive Weatherization	14A	LMH	\$2,753.38
2020	20	1035	6442685	2501 Community Action Organization - Comprehensive Weatherization	14A	LMH	\$2,886.69
2020	20	1035	6473342	2501 Community Action Organization - Comprehensive Weatherization	14A	LMH	\$4,995.53
2020	20	1035	6488286	2501 Community Action Organization - Comprehensive Weatherization	14A	LMH	\$1,388.09
2020	20	1035	6521014	2501 Community Action Organization - Comprehensive Weatherization	14A	LMH	\$7,976.31
2020	21	1036	6424719	2502 Community Action Organization - Self-Help Weatherization	14A	LMH	\$3,374.38
2020	21	1036	6442685	2502 Community Action Organization - Self-Help Weatherization	14A	LMH	\$3,492.66
2020	21	1036	6473342	2502 Community Action Organization - Self-Help Weatherization	14A	LMH	\$5,888.52
2020	21	1036	6488286	2502 Community Action Organization - Self-Help Weatherization	14A	LMH	\$1,881.11
2020	21	1036	6521014	2502 Community Action Organization - Self-Help Weatherization	14A	LMH	\$10,363.33
2020	22	1040	6473342	2020 Office of Community Development - Housing Rehabilitation Administration	14A	Matrix Code	\$195,245.21
2020	22	1040	6488286	2020 Office of Community Development - Housing Rehabilitation Administration	14H	LMH	\$150,000.00
2020	22	1040	6488286	2020 Office of Community Development - Housing Rehabilitation Administration	14H	LMH	\$75,000.00
2020	22	1040	6521014	2020 Office of Community Development - Housing Rehabilitation Administration	14H	LMH	\$82,430.76
2020	22	1040	6521014	2020 Office of Community Development - Housing Rehabilitation Administration	14H	Matrix Code	\$307,430.76
Total							\$1,158,878.82

LINE 27 DETAIL: ACTIVITIES INCLUDED IN THE COMPUTATION OF LINE 27

Plan Year	IDIS Project	IDIS Activity	Voucher Number	Activity to prevent, prepare for, and respond to Coronavirus	Activity Name	Grant Number	Fund Type	Matrix Code	National Objective	Drawn Amount
2020	11	1024	6442685	No	2303 Ecumenical Ministries of Oregon - Second Home	B20UC410002	EN	03T	LMC	\$946.23
2020	11	1024	6473342	No	2303 Ecumenical Ministries of Oregon - Second Home	B20UC410002	EN	03T	LMC	\$7,667.96
2020	11	1024	6488286	No	2303 Ecumenical Ministries of Oregon - Second Home	B20UC410002	EN	03T	LMC	\$4,427.12
2020	11	1024	6521014	No	2303 Ecumenical Ministries of Oregon - Second Home	B20UC410002	EN	03T	LMC	\$8,049.98
2020	11	1024	6521014	No	2303 Ecumenical Ministries of Oregon - Second Home	B20UC410002	EN	03T	Matrix Code	\$21,091.29
2020	5	1031	6442685	No	2341 Boys and Girls Aid - Safe Place for Youth	B20UC410002	EN	05D	LMC	\$7,500.00
2020	5	1031	6473342	No	2341 Boys and Girls Aid - Safe Place for Youth	B20UC410002	EN	05D	LMC	\$7,500.00
2020	5	1031	6521014	No	2341 Boys and Girls Aid - Safe Place for Youth	B20UC410002	EN	05D	LMC	\$15,000.00
2020	6	1032	6442685	No	2342 HomePlate Youth Services	B20UC410002	EN	05D	LMC	\$1,726.84
2020	6	1032	6442685	No	2342 HomePlate Youth Services	B20UC410002	PI	05D	LMC	\$5,755.16
2020	6	1032	6473342	No	2342 HomePlate Youth Services	B20UC410002	EN	05D	LMC	\$7,482.00
2020	6	1032	6488286	No	2342 HomePlate Youth Services	B20UC410002	EN	05D	LMC	\$7,482.00
2020	6	1032	6521014	No	2342 HomePlate Youth Services	B20UC410002	EN	05D	LMC	\$7,554.00
2020	6	1032	6521014	No	2342 HomePlate Youth Services	B20UC410002	EN	05D	Matrix Code	\$60,000.00
2020	8	1034	6442685	No	2344 Boys and Girls Aid - Transitional Living Services	B20UC410002	EN	05E	LMC	\$3,401.76
2020	8	1034	6473342	No	2344 Boys and Girls Aid - Transitional Living Services	B20UC410002	PI	05E	LMC	\$8,962.37
2020	8	1034	6521014	No	2344 Boys and Girls Aid - Transitional Living Services	B20UC410002	EN	05E	LMC	\$16,893.42
2020	8	1034	6521014	No	2344 Boys and Girls Aid - Transitional Living Services	B20UC410002	EN	05E	Matrix Code	\$29,257.55
2020	13	1026	6473342	No	2305 WorkSystems Employment Initiative	B20UC410002	EN	05H	LMC	\$11,082.14
2020	13	1026	6488286	No	2305 WorkSystems Employment Initiative	B20UC410002	EN	05H	LMC	\$11,080.58
2020	13	1026	6521014	No	2305 WorkSystems Employment Initiative	B20UC410002	EN	05H	LMC	\$27,331.16
2020	13	1026	6521014	No	2305 WorkSystems Employment Initiative	B20UC410002	EN	05H	Matrix Code	\$49,493.88
2020	3	1029	6488286	No	2334 Fair Housing Council of Oregon - Fair Housing Services	B19UC410002	EN	05J	LMC	\$578.36
2020	3	1029	6488286	No	2334 Fair Housing Council of Oregon - Fair Housing Services	B20UC410002	PI	05J	LMC	\$306.60
2020	3	1029	6521014	No	2334 Fair Housing Council of Oregon - Fair Housing Services	B19UC410002	EN	05J	LMC	\$2,171.85
2020	3	1029	6521014	No	2334 Fair Housing Council of Oregon - Fair Housing Services	B19UC410002	EN	05J	Matrix Code	\$3,056.81
2020	10	1023	6473342	No	2302 Good Neighbor Center Children's Program	B20UC410002	EN	05L	LMC	\$18,338.29
2020	10	1023	6488286	No	2302 Good Neighbor Center Children's Program	B20UC410002	EN	05L	LMC	\$7,393.56
2020	10	1023	6521014	No	2302 Good Neighbor Center Children's Program	B20UC410002	EN	05L	LMC	\$4,268.15
2020	10	1023	6521014	No	2302 Good Neighbor Center Children's Program	B20UC410002	EN	05L	Matrix Code	\$30,000.00
2020	9	1022	6442685	No	2301 Virginia Garcia Migrant Summer Camp	B20UC410002	EN	05M	LMC	\$10,152.39
2020	9	1022	6488286	No	2301 Virginia Garcia Migrant Summer Camp	B20UC410002	PI	05M	LMC	\$5,667.56
2020	9	1022	6521014	No	2301 Virginia Garcia Migrant Summer Camp	B20UC410002	EN	05M	LMC	\$14,180.05
2020	9	1022	6521014	No	2301 Virginia Garcia Migrant Summer Camp	B20UC410002	EN	05M	Matrix Code	\$30,000.00
2020	4	1030	6521014	No	2340 Community Action Organization - Emergency Rent Assistance	B20UC410002	EN	05Q	LMC	\$29,206.00
2020	7	1033	6488286	No	2343 Washington County - Disability, Aging and Veteran Services (DAVS)	B20UC410002	EN	05Q	LMC	\$6,763.40
2020	7	1033	6521014	No	2343 Washington County - Disability, Aging and Veteran Services (DAVS)	B20UC410002	EN	05Q	LMC	\$13,027.42
2020	7	1033	6521014	No	2343 Washington County - Disability, Aging and Veteran Services (DAVS)	B20UC410002	EN	05Q	Matrix Code	\$48,996.82



Office of Community Planning and Development  
 U.S. Department of Housing and Urban Development  
 Integrated Disbursement and Information System  
 PR26 - CDBG Financial Summary Report  
 Program Year 2020  
 WASHINGTON COUNTY , OR

DATE: 09-01-21  
 TIME: 12:56  
 PAGE: 4

Plan Year	IDIS Project	IDIS Activity	Voucher Number	Activity to prevent, prepare for, and respond to Coronavirus	Activity Name	Grant Number	Fund Type	Matrix Code	National Objective	Drawn Amount
2020	1	1027	6424719	No	2332 Community Partners for Affordable Housing, Inc - Resident Services	B20UC410002	EN	05Z	LMC	\$14,298.29
2020	1	1027	6521014	No	2332 Community Partners for Affordable Housing, Inc - Resident Services	B20UC410002	EN	05Z	LMC	\$8,134.71
2020	2	1028	6424719	No	2333 Bienestar - Resident Services	B20UC410002	EN	05Z	LMC	\$2,912.22
2020	2	1028	6442685	No	2333 Bienestar - Resident Services	B20UC410002	EN	05Z	LMC	\$3,332.37
2020	2	1028	6473342	No	2333 Bienestar - Resident Services	B20UC410002	EN	05Z	LMC	\$5,212.46
2020	2	1028	6488286	No	2333 Bienestar - Resident Services	B20UC410002	EN	05Z	LMC	\$2,769.09
2020	2	1028	6521014	No	2333 Bienestar - Resident Services	B20UC410002	EN	05Z	LMC	\$8,206.86
				No	Activity to prevent, prepare for, and respond to Coronavirus			05Z	Matrix Code	\$44,866.00
										\$316,762.35
Total										\$316,762.35

LINE 37 DETAIL: ACTIVITIES INCLUDED IN THE COMPUTATION OF LINE 37

Plan Year	IDIS Project	IDIS Activity	Voucher Number	Activity Name	Matrix Code	National Objective	Drawn Amount
2020	23	1041	6424719	2020 Office of Community Development - CDBG Program Administration	21A		\$38,275.34
2020	23	1041	6442685	2020 Office of Community Development - CDBG Program Administration	21A		\$1,438.79
2020	23	1041	6473342	2020 Office of Community Development - CDBG Program Administration	21A		\$353,204.90
2020	23	1041	6488286	2020 Office of Community Development - CDBG Program Administration	21A		\$107,783.54
2020	23	1041	6517903	2020 Office of Community Development - CDBG Program Administration	21A		\$11,684.96
					21A	Matrix Code	\$512,387.53
							\$512,387.53
Total							\$512,387.53



**APPENDIX D: Emergency Solutions Grant**  
**SAGE Report**

HUD ESG CAPER FY2020

Grant: ESG: Washington County - OR - Report Type: CAPER

**Report Date Range**

7/1/2020 to 6/30/2021

**Q01a. Contact Information**

First name	Mari
Middle name	
Last name	Valencia Aguilar
Suffix	
Title	Housing and Community Development Specialist
Street Address 1	328 W Main Street
Street Address 2	Suite 100, MS 7
City	Hillsboro
State	Oregon
ZIP Code	97123
E-mail Address	mari_valencia-aguilar@co.washington.or.us
Phone Number	(503)846-4436
Extension	
Fax Number	

**Q01b. Grant Information**

As of 8/27/2021

Fiscal Year	Grant Number	Current Authorized Amount	Total Drawn	Balance	Obligation Date	Expenditure Deadline
2020	E20UC410002	\$192,189.00	\$166,144.95	\$26,044.05	8/19/2020	8/19/2022
2019	E19UC410002	\$181,923.00	\$181,923.00	\$0	7/31/2019	7/31/2021
2018	E18UC410002	\$169,025.00	\$169,025.00	\$0	7/20/2018	7/20/2020
2017	E17UC410002	\$166,014.00	\$166,014.00	\$0	8/28/2017	8/28/2019
2016	E16UC410002	\$164,525.00	\$164,525.00	\$0	8/3/2016	8/3/2018
2015	E15UC410002	\$165,058.00	\$165,058.00	\$0	8/4/2015	8/4/2017
2014	E14UC410001	\$152,317.00	\$152,317.00	\$0	7/3/2014	7/3/2016
2013	E13UC410001	\$134,781.00	\$134,781.00	\$0	8/9/2013	8/9/2015
2012						
2011						
<b>Total</b>		\$1,325,832.00	\$1,299,787.95	\$26,044.05		

**ESG Information from IDIS**

**CAPER reporting includes funds used from fiscal year:**

2020

**Project types carried out during the program year**

Enter the number of each type of projects funded through ESG during this program year.

Street Outreach	0
Emergency Shelter	0
Transitional Housing (grandfathered under ES)	0
Day Shelter (funded under ES)	0
Rapid Re-Housing	1
Homelessness Prevention	0

**Q01c. Additional Information**

**HMIS**

**Comparable Database**

Are 100% of the project(s) funded through ESG, which are allowed to use HMIS, entering data into HMIS?	Yes
Have all of the projects entered data into Sage via a CSV - CAPER Report upload?	Yes
Are 100% of the project(s) funded through ESG, which are allowed to use a comparable database, entering data into the comparable database?	Yes
Have all of the projects entered data into Sage via a CSV - CAPER Report upload?	Yes



Q04a: Project Identifiers in HMIS

Organization Name	Organization ID	Project Name	Project ID	HMIS Project Type	Method for Tracking ES	Affiliated with a residential project	Project IDs of affiliations	CoC Number	Geocode	Victim Service Provider	HMIS Software Name	Report Start Date	Report End Date	CSV Exception?	Uploaded via emailed hyperlink?
CAO - Community Action Organization (WashCo)	2284	CAO - County - OCD-ESG Rehousing	3949	13				OR-506	419067	0	ServicePoint	2020-07-01	2021-06-30	No	Yes

Q05a: Report Validations Table

Total Number of Persons Served	113
Number of Adults (Age 18 or Over)	57
Number of Children (Under Age 18)	56
Number of Persons with Unknown Age	0
Number of Leavers	44
Number of Adult Leavers	18
Number of Adult and Head of Household Leavers	18
Number of Stayers	69
Number of Adult Stayers	39
Number of Veterans	4
Number of Chronically Homeless Persons	15
Number of Youth Under Age 25	5
Number of Parenting Youth Under Age 25 with Children	4
Number of Adult Heads of Household	42
Number of Child and Unknown-Age Heads of Household	0
Heads of Households and Adult Stayers in the Project 365 Days or More	1

Q06a: Data Quality: Personally Identifying Information (PII)

Data Element	Client Doesn't Know/Refused	Information Missing	Data Issues	Total	% of Error Rate
Name	0	0	0	0	0.00 %
Social Security Number	7	0	3	10	8.85 %
Date of Birth	0	0	0	0	0.00 %
Race	0	0	0	0	0.00 %
Ethnicity	0	0	0	0	0.00 %
Gender	0	0	0	0	0.00 %
Overall Score				10	8.85 %

Q06b: Data Quality: Universal Data Elements

	Error Count	% of Error Rate
Veteran Status	0	0.00 %
Project Start Date	0	0.00 %
Relationship to Head of Household	0	0.00 %
Client Location	0	0.00 %
Disabling Condition	0	0.00 %

Q06c: Data Quality: Income and Housing Data Quality

	Error Count	% of Error Rate
Destination	0	0.00 %
Income and Sources at Start	0	0.00 %
Income and Sources at Annual Assessment	0	0.00 %
Income and Sources at Exit	0	0.00 %

Q06d: Data Quality: Chronic Homelessness

	Count of Total Records	Missing Time in Institution	Missing Time in Housing	Approximate Date Started DK/R/missing	Number of Times DK/R/missing	Number of Months DK/R/missing	% of Records Unable to Calculate
ES, SH, Street Outreach	0	0	0	0	0	0	--
TH	0	0	0	0	0	0	--
PH (All)	57	0	0	1	3	2	5.00 %
Total	57	0	0	0	0	0	5.00 %

**Q06e: Data Quality: Timeliness**

	Number of Project Start Records	Number of Project Exit Records
0 days	36	0
1-3 Days	3	0
4-6 Days	4	9
7-10 Days	2	11
11+ Days	24	24

**Q06f: Data Quality: Inactive Records: Street Outreach & Emergency Shelter**

	# of Records	# of Inactive Records	% of Inactive Records
Contact (Adults and Heads of Household in Street Outreach or ES - NBN)	0	0	--
Bed Night (All Clients in ES - NBN)	0	0	--

**Q07a: Number of Persons Served**

	Total	Without Children	With Children and Adults	With Only Children	Unknown Household Type
Adults	57	19	38	0	0
Children	56	0	56	0	0
Client Doesn't Know/ Client Refused	0	0	0	0	0
Data Not Collected	0	0	0	0	0
Total	113	19	94	0	0
For PSH & RRH – the total persons served who moved into housing	83	9	74	0	0

**Q08a: Households Served**

	Total	Without Children	With Children and Adults	With Only Children	Unknown Household Type
Total Households	42	15	27	0	0
For PSH & RRH – the total households served who moved into housing	26	6	20	0	0

**Q08b: Point-in-Time Count of Households on the Last Wednesday**

	Total	Without Children	With Children and Adults	With Only Children	Unknown Household Type
January	2	1	1	0	0
April	11	4	7	0	0
July	13	3	10	0	0
October	10	3	7	0	0

**Q09a: Number of Persons Contacted**

	All Persons Contacted	First contact – NOT staying on the Streets, ES, or SH	First contact – WAS staying on Streets, ES, or SH	First contact – Worker unable to determine
Once	0	0	0	0
2-5 Times	0	0	0	0
6-9 Times	0	0	0	0
10+ Times	0	0	0	0
Total Persons Contacted	0	0	0	0

**Q09b: Number of Persons Engaged**

	All Persons Contacted	First contact – NOT staying on the Streets, ES, or SH	First contact – WAS staying on Streets, ES, or SH	First contact – Worker unable to determine
Once	0	0	0	0
2-5 Contacts	0	0	0	0
6-9 Contacts	0	0	0	0
10+ Contacts	0	0	0	0
Total Persons Engaged	0	0	0	0
Rate of Engagement	0.00	0.00	0.00	0.00

**Q10a: Gender of Adults**

	Total	Without Children	With Children and Adults	Unknown Household Type
Male	20	10	10	0
Female	37	9	28	0
Trans Female (MTF or Male to Female)	0	0	0	0
Trans Male (FTM or Female to Male)	0	0	0	0
Gender Non-Conforming (i.e. not exclusively male or female)	0	0	0	0
Client Doesn't Know/Client Refused	0	0	0	0
Data Not Collected	0	0	0	0
Subtotal	57	19	38	0

**Q10b: Gender of Children**

	Total	With Children and Adults	With Only Children	Unknown Household Type
Male	30	30	0	0
Female	26	26	0	0
Trans Female (MTF or Male to Female)	0	0	0	0
Trans Male (FTM or Female to Male)	0	0	0	0
Gender Non-Conforming (i.e. not exclusively male or female)	0	0	0	0
Client Doesn't Know/Client Refused	0	0	0	0
Data Not Collected	0	0	0	0
Subtotal	56	56	0	0

**Q10c: Gender of Persons Missing Age Information**

	Total	Without Children	With Children and Adults	With Only Children	Unknown Household Type
Male	0	0	0	0	0
Female	0	0	0	0	0
Trans Female (MTF or Male to Female)	0	0	0	0	0
Trans Male (FTM or Female to Male)	0	0	0	0	0
Gender Non-Conforming (i.e. not exclusively male or female)	0	0	0	0	0
Client Doesn't Know/Client Refused	0	0	0	0	0
Data Not Collected	0	0	0	0	0
Subtotal	0	0	0	0	0

**Q10d: Gender by Age Ranges**

	Total	Under Age 18	Age 18-24	Age 25-61	Age 62 and over	Client Doesn't Know/ Client Refused	Data Not Collected
Male	50	30	3	16	1	0	0
Female	63	26	6	30	1	0	0
Trans Female (MTF or Male to Female)	0	0	0	0	0	0	0
Trans Male (FTM or Female to Male)	0	0	0	0	0	0	0
Gender Non-Conforming (i.e. not exclusively male or female)	0	0	0	0	0	0	0
Client Doesn't Know/Client Refused	0	0	0	0	0	0	0
Data Not Collected	0	0	0	0	0	0	0
Subtotal	113	56	9	46	2	0	0

**Q11: Age**

	Total	Without Children	With Children and Adults	With Only Children	Unknown Household Type
Under 5	21	0	21	0	0
5 - 12	24	0	24	0	0
13 - 17	11	0	11	0	0
18 - 24	9	1	8	0	0
25 - 34	13	2	11	0	0
35 - 44	17	3	14	0	0
45 - 54	10	5	5	0	0
55 - 61	6	6	0	0	0
62+	2	2	0	0	0
Client Doesn't Know/Client Refused	0	0	0	0	0
Data Not Collected	0	0	0	0	0
Total	113	19	94	0	0

**Q12a: Race**

	Total	Without Children	With Children and Adults	With Only Children	Unknown Household Type
White	88	16	72	0	0
Black or African American	11	2	9	0	0
Asian	0	0	0	0	0
American Indian or Alaska Native	3	0	3	0	0
Native Hawaiian or Other Pacific Islander	0	0	0	0	0
Multiple Races	11	1	10	0	0
Client Doesn't Know/Client Refused	0	0	0	0	0
Data Not Collected	0	0	0	0	0
Total	113	19	94	0	0

**Q12b: Ethnicity**

	Total	Without Children	With Children and Adults	With Only Children	Unknown Household Type
Non-Hispanic/Non-Latino	71	19	52	0	0
Hispanic/Latino	42	0	42	0	0
Client Doesn't Know/Client Refused	0	0	0	0	0
Data Not Collected	0	0	0	0	0
Total	113	19	94	0	0

**Q13a1: Physical and Mental Health Conditions at Start**

	Total Persons	Without Children	Adults in HH with Children & Adults	Children in HH with Children & Adults	With Children and Adults ☺	With Only Children	Unknown Household Type
Mental Health Problem	16	8	7	1	--	0	0
Alcohol Abuse	0	0	0	0	--	0	0
Drug Abuse	0	0	0	0	--	0	0
Both Alcohol and Drug Abuse	2	1	1	0	--	0	0
Chronic Health Condition	6	5	1	0	--	0	0
HIV/AIDS	0	0	0	0	--	0	0
Developmental Disability	5	3	2	0	--	0	0
Physical Disability	14	11	2	1	--	0	0

☺ The "With Children and Adults" column is retired as of 10/1/2019 and replaced with the columns "Adults in HH with Children & Adults" and "Children in HH with Children & Adults".

**Q13b1: Physical and Mental Health Conditions at Exit**

	Total Persons	Without Children	Adults in HH with Children & Adults	Children in HH with Children & Adults	With Children and Adults ☺	With Only Children	Unknown Household Type
Mental Health Problem	2	1	1	0	--	0	0
Alcohol Abuse	0	0	0	0	--	0	0
Drug Abuse	0	0	0	0	--	0	0
Both Alcohol and Drug Abuse	1	0	1	0	--	0	0
Chronic Health Condition	1	1	0	0	--	0	0
HIV/AIDS	0	0	0	0	--	0	0
Developmental Disability	0	0	0	0	--	0	0
Physical Disability	3	1	1	1	--	0	0

☺ The "With Children and Adults" column is retired as of 10/1/2019 and replaced with the columns "Adults in HH with Children & Adults" and "Children in HH with Children & Adults".

**Q13c1: Physical and Mental Health Conditions for Stayers**

	Total Persons	Without Children	Adults in HH with Children & Adults	Children in HH with Children & Adults	With Children and Adults ☺	With Only Children	Unknown Household Type
Mental Health Problem	14	7	6	1	--	0	0
Alcohol Abuse	0	0	0	0	--	0	0
Drug Abuse	0	0	0	0	--	0	0
Both Alcohol and Drug Abuse	1	1	0	0	--	0	0
Chronic Health Condition	6	5	1	0	--	0	0
HIV/AIDS	0	0	0	0	--	0	0
Developmental Disability	5	3	2	0	--	0	0
Physical Disability	12	11	1	0	--	0	0

☺ The "With Children and Adults" column is retired as of 10/1/2019 and replaced with the columns "Adults in HH with Children & Adults" and "Children in HH with Children & Adults".

**Q14a: Domestic Violence History**

	Total	Without Children	With Children and Adults	With Only Children	Unknown Household Type
Yes	30	6	24	0	0
No	26	12	14	0	0
Client Doesn't Know/Client Refused	1	1	0	0	0
Data Not Collected	0	0	0	0	0
Total	57	19	38	0	0

**Q14b: Persons Fleeing Domestic Violence**

	Total	Without Children	With Children and Adults	With Only Children	Unknown Household Type
Yes	18	3	15	0	0
No	9	3	6	0	0
Client Doesn't Know/Client Refused	0	0	0	0	0
Data Not Collected	3	0	3	0	0
Total	30	6	24	0	0

Q15: Living Situation

	Total	Without Children	With Children and Adults	With Only Children	Unknown Household Type
<b>Homeless Situations</b>	0	0	0	0	0
Emergency shelter, including hotel or motel paid for with emergency shelter voucher	26	7	19	0	0
Transitional housing for homeless persons (including homeless youth)	0	0	0	0	0
Place not meant for habitation	27	11	16	0	0
Safe Haven	0	0	0	0	0
Host Home (non-crisis)	0	0	0	0	0
Interim Housing <sup>Ⓒ</sup>	0	0	0	0	0
<b>Subtotal</b>	53	18	35	0	0
<b>Institutional Settings</b>	0	0	0	0	0
Psychiatric hospital or other psychiatric facility	0	0	0	0	0
Substance abuse treatment facility or detox center	0	0	0	0	0
Hospital or other residential non-psychiatric medical facility	0	0	0	0	0
Jail, prison or juvenile detention facility	0	0	0	0	0
Foster care home or foster care group home	0	0	0	0	0
Long-term care facility or nursing home	0	0	0	0	0
Residential project or halfway house with no homeless criteria	0	0	0	0	0
<b>Subtotal</b>	0	0	0	0	0
<b>Other Locations</b>	0	0	0	0	0
Permanent housing (other than RRH) for formerly homeless persons	0	0	0	0	0
Owned by client, no ongoing housing subsidy	0	0	0	0	0
Owned by client, with ongoing housing subsidy	1	0	1	0	0
Rental by client, with RRH or equivalent subsidy	0	0	0	0	0
Rental by client, with HCV voucher (tenant or project based)	0	0	0	0	0
Rental by client in a public housing unit	0	0	0	0	0
Rental by client, no ongoing housing subsidy	1	1	0	0	0
Rental by client, with VASH subsidy	0	0	0	0	0
Rental by client with GPD TIP subsidy	0	0	0	0	0
Rental by client, with other housing subsidy	0	0	0	0	0
Hotel or motel paid for without emergency shelter voucher	0	0	0	0	0
Staying or living in a friend's room, apartment or house	0	0	0	0	0
Staying or living in a family member's room, apartment or house	2	0	2	0	0
Client Doesn't Know/Client Refused	0	0	0	0	0
Data Not Collected	0	0	0	0	0
<b>Subtotal</b>	4	1	3	0	0
<b>Total</b>	57	19	38	0	0

<sup>Ⓒ</sup> Interim housing is retired as of 10/1/2019.

Q16: Cash Income - Ranges

	Income at Start	Income at Latest Annual Assessment for Stayers	Income at Exit for Leavers
No income	23	0	7
\$1 - \$150	1	0	0
\$151 - \$250	1	0	0
\$251 - \$500	2	0	0
\$501 - \$1000	12	0	1
\$1,001 - \$1,500	9	0	4
\$1,501 - \$2,000	4	0	2
\$2,001+	5	1	4
Client Doesn't Know/Client Refused	0	0	0
Data Not Collected	0	0	0
Number of Adult Stayers Not Yet Required to Have an Annual Assessment	0	38	0
Number of Adult Stayers Without Required Annual Assessment	0	0	0
<b>Total Adults</b>	57	39	18

Q17: Cash Income - Sources

	Income at Start	Income at Latest Annual Assessment for Stayers	Income at Exit for Leavers
Earned Income	17	1	8
Unemployment Insurance	3	0	2
SSI	4	0	0
SSDI	5	0	0
VA Service-Connected Disability Compensation	0	0	0
VA Non-Service Connected Disability Pension	0	0	0
Private Disability Insurance	0	0	0
Worker's Compensation	0	0	0
TANF or Equivalent	7	0	2
General Assistance	0	0	0
Retirement (Social Security)	0	0	1
Pension from Former Job	0	0	0
Child Support	1	0	0
Alimony (Spousal Support)	1	0	0
Other Source	0	0	0
Adults with Income Information at Start and Annual Assessment/Exit	0	1	2

Q19b: Disabling Conditions and Income for Adults at Exit

	AO: Adult with Disabling Condition	AO: Adult without Disabling Condition	AO: Total Adults	AO: % with Disabling Condition by Source	AC: Adult with Disabling Condition	AC: Adult without Disabling Condition	AC: Total Adults	AC: % with Disabling Condition by Source	UK: Adult with Disabling Condition	UK: Adult without Disabling Condition	UK: Total Adults	UK: % with Disabling Condition by Source
Earned Income	1	0	1	100.00 %	0	7	7	0.00 %	0	0	0	--
Supplemental Security Income (SSI)	0	0	0	--	0	0	0	--	0	0	0	--
Social Security Disability Insurance (SSDI)	0	0	0	--	0	0	0	--	0	0	0	--
VA Service-Connected Disability Compensation	0	0	0	--	0	0	0	--	0	0	0	--
Private Disability Insurance	0	0	0	--	0	0	0	--	0	0	0	--
Worker's Compensation	0	0	0	--	0	0	0	--	0	0	0	--
Temporary Assistance for Needy Families (TANF)	0	0	0	--	0	2	2	0.00 %	0	0	0	--
Retirement Income from Social Security	0	1	1	0.00 %	0	0	0	--	0	0	0	--
Pension or retirement income from a former job	0	0	0	--	0	0	0	--	0	0	0	--
Child Support	0	0	0	--	0	0	0	--	0	0	0	--
Other source	0	0	0	--	1	1	2	50.00 %	0	0	0	--
No Sources	0	0	0	--	2	4	6	33.00 %	0	0	0	--
Unduplicated Total Adults	1	1	2		3	12	15		0	0	0	

Q20a: Type of Non-Cash Benefit Sources

	Benefit at Start	Benefit at Latest Annual Assessment for Stayers	Benefit at Exit for Leavers
Supplemental Nutritional Assistance Program	33	0	7
WIC	1	0	0
TANF Child Care Services	0	0	0
TANF Transportation Services	0	0	0
Other TANF-Funded Services	0	0	0
Other Source	0	0	0

**Q21: Health Insurance**

	At Start	At Annual Assessment for Stayers	At Exit for Leavers
Medicaid	79	0	40
Medicare	4	0	0
State Children's Health Insurance Program	4	0	0
VA Medical Services	1	0	0
Employer Provided Health Insurance	3	0	1
Health Insurance Through COBRA	0	0	0
Private Pay Health Insurance	1	0	0
State Health Insurance for Adults	3	0	0
Indian Health Services Program	0	0	0
Other	0	0	0
No Health Insurance	15	1	3
Client Doesn't Know/Client Refused	0	0	0
Data Not Collected	6	0	0
Number of Stayers Not Yet Required to Have an Annual Assessment	0	67	0
1 Source of Health Insurance	85	0	41
More than 1 Source of Health Insurance	5	0	0

**Q22a2: Length of Participation – ESG Projects**

	Total	Leavers	Stayers
0 to 7 days	1	0	1
8 to 14 days	7	0	7
15 to 21 days	4	0	4
22 to 30 days	1	0	1
31 to 60 days	1	0	1
61 to 90 days	14	0	14
91 to 180 days	38	2	36
181 to 365 days	8	5	3
366 to 730 days (1-2 Yrs)	39	37	2
731 to 1,095 days (2-3 Yrs)	0	0	0
1,096 to 1,460 days (3-4 Yrs)	0	0	0
1,461 to 1,825 days (4-5 Yrs)	0	0	0
More than 1,825 days (> 5 Yrs)	0	0	0
Data Not Collected	0	0	0
Total	113	44	69

**Q22c: Length of Time between Project Start Date and Housing Move-in Date**

	Total	Without Children	With Children and Adults	With Only Children	Unknown Household Type
7 days or less	4	4	0	0	0
8 to 14 days	6	0	6	0	0
15 to 21 days	5	0	5	0	0
22 to 30 days	9	0	9	0	0
31 to 60 days	8	2	6	0	0
61 to 180 days	7	0	7	0	0
181 to 365 days	0	0	0	0	0
366 to 730 days (1-2 Yrs)	0	0	0	0	0
Total (persons moved into housing)	39	6	33	0	0
Average length of time to housing	31.00	14.00	34.00	--	--
Persons who were exited without move-in	0	0	0	0	0
Total persons	39	6	33	0	0

**Q22d: Length of Participation by Household Type**

	Total	Without Children	With Children and Adults	With Only Children	Unknown Household Type
7 days or less	1	1	0	0	0
8 to 14 days	7	4	3	0	0
15 to 21 days	4	1	3	0	0
22 to 30 days	1	1	0	0	0
31 to 60 days	1	1	0	0	0
61 to 90 days	14	1	13	0	0
91 to 180 days	38	4	34	0	0
181 to 365 days	8	3	5	0	0
366 to 730 days (1-2 Yrs)	39	3	36	0	0
731 to 1,095 days (2-3 Yrs)	0	0	0	0	0
1,096 to 1,460 days (3-4 Yrs)	0	0	0	0	0
1,461 to 1,825 days (4-5 Yrs)	0	0	0	0	0
More than 1,825 days (> 5 Yrs)	0	0	0	0	0
Data Not Collected	0	0	0	0	0
<b>Total</b>	<b>113</b>	<b>19</b>	<b>94</b>	<b>0</b>	<b>0</b>

**Q22e: Length of Time Prior to Housing - based on 3.917 Date Homelessness Started**

	Total	Without Children	With Children and Adults	With Only Children	Unknown Household Type
7 days or less	0	0	0	0	0
8 to 14 days	5	0	5	0	0
15 to 21 days	0	0	0	0	0
22 to 30 days	2	0	2	0	0
31 to 60 days	20	3	17	0	0
61 to 180 days	40	1	39	0	0
181 to 365 days	7	3	4	0	0
366 to 730 days (1-2 Yrs)	5	1	4	0	0
731 days or more	0	0	0	0	0
<b>Total (persons moved into housing)</b>	<b>79</b>	<b>8</b>	<b>71</b>	<b>0</b>	<b>0</b>
<b>Not yet moved into housing</b>	<b>30</b>	<b>10</b>	<b>20</b>	<b>0</b>	<b>0</b>
<b>Data not collected</b>	<b>4</b>	<b>1</b>	<b>3</b>	<b>0</b>	<b>0</b>
<b>Total persons</b>	<b>113</b>	<b>19</b>	<b>94</b>	<b>0</b>	<b>0</b>



Q23c: Exit Destination – All persons

	Total	Without Children	With Children and Adults	With Only Children	Unknown Household Type
<b>Permanent Destinations</b>	0	0	0	0	0
Moved from one HOPWA funded project to HOPWA PH	0	0	0	0	0
Owned by client, no ongoing housing subsidy	2	2	0	0	0
Owned by client, with ongoing housing subsidy	0	0	0	0	0
Rental by client, no ongoing housing subsidy	21	0	21	0	0
Rental by client, with VASH housing subsidy	0	0	0	0	0
Rental by client, with GPD TIP housing subsidy	0	0	0	0	0
Rental by client, with other ongoing housing subsidy	14	1	13	0	0
Permanent housing (other than RRH) for formerly homeless persons	0	0	0	0	0
Staying or living with family, permanent tenure	0	0	0	0	0
Staying or living with friends, permanent tenure	0	0	0	0	0
Rental by client, with RRH or equivalent subsidy	0	0	0	0	0
Rental by client, with HCV voucher (tenant or project based)	0	0	0	0	0
Rental by client in a public housing unit	5	0	5	0	0
<b>Subtotal</b>	42	3	39	0	0
<b>Temporary Destinations</b>	0	0	0	0	0
Emergency shelter, including hotel or motel paid for with emergency shelter voucher	0	0	0	0	0
Moved from one HOPWA funded project to HOPWA TH	0	0	0	0	0
Transitional housing for homeless persons (including homeless youth)	0	0	0	0	0
Staying or living with family, temporary tenure (e.g. room, apartment or house)	2	0	2	0	0
Staying or living with friends, temporary tenure (e.g. room, apartment or house)	0	0	0	0	0
Place not meant for habitation (e.g., a vehicle, an abandoned building, bus/train/subway station/airport or anywhere outside)	0	0	0	0	0
Safe Haven	0	0	0	0	0
Hotel or motel paid for without emergency shelter voucher	0	0	0	0	0
Host Home (non-crisis)	0	0	0	0	0
<b>Subtotal</b>	2	0	2	0	0
<b>Institutional Settings</b>	0	0	0	0	0
Foster care home or group foster care home	0	0	0	0	0
Psychiatric hospital or other psychiatric facility	0	0	0	0	0
Substance abuse treatment facility or detox center	0	0	0	0	0
Hospital or other residential non-psychiatric medical facility	0	0	0	0	0
Jail, prison, or juvenile detention facility	0	0	0	0	0
Long-term care facility or nursing home	0	0	0	0	0
<b>Subtotal</b>	0	0	0	0	0
<b>Other Destinations</b>	0	0	0	0	0
Residential project or halfway house with no homeless criteria	0	0	0	0	0
Deceased	0	0	0	0	0
Other	0	0	0	0	0
Client Doesn't Know/Client Refused	0	0	0	0	0
Data Not Collected (no exit interview completed)	0	0	0	0	0
<b>Subtotal</b>	0	0	0	0	0
<b>Total</b>	44	3	41	0	0
Total persons exiting to positive housing destinations	42	3	39	0	0
Total persons whose destinations excluded them from the calculation	0	0	0	0	0
Percentage	95.45 %	100.00 %	95.12 %	--	--

**Q24: Homelessness Prevention Housing Assessment at Exit**

	Total	Without Children	With Children and Adults	With Only Children	Unknown Household Type
Able to maintain the housing they had at project start--Without a subsidy	0	0	0	0	0
Able to maintain the housing they had at project start--With the subsidy they had at project start	0	0	0	0	0
Able to maintain the housing they had at project start--With an on-going subsidy acquired since project start	0	0	0	0	0
Able to maintain the housing they had at project start--Only with financial assistance other than a subsidy	0	0	0	0	0
Moved to new housing unit--With on-going subsidy	0	0	0	0	0
Moved to new housing unit--Without an on-going subsidy	0	0	0	0	0
Moved in with family/friends on a temporary basis	0	0	0	0	0
Moved in with family/friends on a permanent basis	0	0	0	0	0
Moved to a transitional or temporary housing facility or program	0	0	0	0	0
Client became homeless – moving to a shelter or other place unfit for human habitation	0	0	0	0	0
Client went to jail/prison	0	0	0	0	0
Client died	0	0	0	0	0
Client doesn't know/Client refused	0	0	0	0	0
Data not collected (no exit interview completed)	0	0	0	0	0
Total	0	0	0	0	0

**Q25a: Number of Veterans**

	Total	Without Children	With Children and Adults	Unknown Household Type
Chronically Homeless Veteran	2	2	0	0
Non-Chronically Homeless Veteran	2	0	2	0
Not a Veteran	53	17	36	0
Client Doesn't Know/Client Refused	0	0	0	0
Data Not Collected	0	0	0	0
Total	57	19	38	0

**Q26b: Number of Chronically Homeless Persons by Household**

	Total	Without Children	With Children and Adults	With Only Children	Unknown Household Type
Chronically Homeless	15	9	6	0	0
Not Chronically Homeless	95	10	85	0	0
Client Doesn't Know/Client Refused	2	0	2	0	0
Data Not Collected	1	0	1	0	0
Total	113	19	94	0	0

## **APPENDIX E: Fair Housing**

Jurisdiction	Activity Type	Brief Summary of Activity	Date(s), Time & Location	No. of Participants	Cost (if applicable)
1 Wa County	Proclamation	In recognition of the 53rd anniversary of the passage of the Fair Housing Act, Washington proclaimed the month of April 2021 as Fair Housing Month during an April 2021 Board of Commissioner meeting. The Office of Community Development made presentations to the Board of County Commissioners about local fair housing activities.	4/1/21	N/A	N/A
2 Wa County	Fair Housing Exhibit / Supported Fair Housing Month	Anywhere But Here: Housing Discrimination in Oregon Display - Exhibit chronicles Oregon's unknown history of discrimination, segregation and displacement; the progress Oregon has made in overcoming this history and the challenges that remain. Exhibit displayed in the County's Public Services building in Hillsboro.	April 2-12, 2021	N/A	In addition to the \$1,000 used to support Fair Housing Month, OCD assisted the exhibition through our Public Services contract
3 Wa County	Fair Housing Webpage	Staff developed a fair housing webpage on the County's website. It explains what fair housing is, who is protected, types of housing discrimination, how the County is addressing fair housing, includes fair housing trainings/event opportunities, highlights partners and resources, and has the five fair housing videos posted for community members to watch and share.	N/A	N/A	N/A
4 Wa County, Hillsboro	Attended Regional Fair Housing Meetings	The regional fair housing group is comprised of local CDBG jurisdictions that convene quarterly to share and offer support on all matters related to fair housing. Office of Community Development and Hillsboro staff attended two meetings held in program year 2020/2021.	11/17/2020 & 8/12/2020	14-15	N/A
5 Wa County, Beaverton, Hillsboro	Five (5) fair housing videos	The three jurisdictions partnered with the Fair Housing Council of Oregon to create five educational videos to be posted on the County's newly crafted webpage and to share out with the Washington County community at large. The topics included: - Video 1: Signs of Discrimination While Applying - Video 2: Reasonable Accommodations and Reasonable Modifications - Video 3: Housing Discrimination Against Families with Children and People Who Use Section 8 Vouchers - Video 4: Harassment By Neighbor - Video 5: Signs of Discrimination While Exiting Housing	N/A	N/A	\$6,750
6 Wa County, Beaverton, Hillsboro	Fair Housing Trainings	The three jurisdictions partnered with the Fair Housing Council of Oregon to conduct three fair housing trainings. - Landlord training: This training was focused on small landlords to help them understand how to comply with federal, state and local fair housing laws. - Shelter provider training: This training was focused on shelter providers in Washington County to help them comply with federal, state and local fair housing laws. - CBO & Culturally Specific orgs training: This training was focused on staff at culturally specific and community based organizations to help them understand how to comply with federal, state and local fair housing laws.	Landlord: 5/27/21 Shelter: 6/8/21 CBO-CSG: 6/10/21	Landlord: 25 Shelter: 37 CBO-CSG: 38	\$3,750
7 Hillsboro	Fair Housing Exhibit	Anywhere But Here: Housing Discrimination in Oregon Display - Exhibit chronicles Oregon's unknown history of discrimination, segregation and displacement; the progress Oregon has made in overcoming this history and the challenges that remain. Exhibit displayed in the City of Hillsboro's Civic Center lobby in Hillsboro.	April 13-30, 2021		
8 Wa County	Fair Housing Services	The PY2020 Public Services contract with the Fair Housing Council of Oregon supports Fair Housing Services. This includes the Housing Discrimination Hotline and follow-up enforcement activities, the FHCO's fair housing display board, and staffing of the Latino Cultural Festival.	PY 2020	N/A	\$15,229
<b>Cancelled Items due to COVID 19</b>					
1 Wa County	2021 Latino Cultural Festival	OCD and FHCO staff intended to have an exhibit at Hillsboro's 2021 Latino Cultural Festival. The goal would have been to provide outreach to the public to help educate them on fair housing law and how to determine when housing discrimination occurs and how to report it.	Hillsboro Civic Center		

## **APPENDIX F: Anti-Poverty**

**ANTI-POVERTY STRATEGIES 2020-2024  
YEARS 1-5**

<b>Strategy 1: Public Policy</b>			
Implement innovative public policy that affirmatively seeks new ways to promote the economic independence and well-being of low income residents.			
	<b>Action</b>	<b>Lead Contact</b>	<b>Progress Targets</b>
1.a	Increase awareness of poverty issues among community leaders	Community Action	<p>On-going: Identify existing efforts and key partners. Conduct outreach to City and business leaders. Provide information about local issues of poverty and service utilization.</p> <p>Continue working through Washington County Thrives to develop consistent and effective anti-poverty messages and engage new community partners.</p>
1.b	<p>Continue to staff ongoing Anti-Poverty Work Group to guide implementation of Anti-Poverty Strategy, monitor progress, address barriers and respond to changing conditions as they arise.</p> <p>Work Group should collaborate with and support current anti-poverty initiatives including: Washington County Thrives, A Road Home: Plan to End Homelessness, Washington County Early Learning HUB, Here Together, Metro Bond &amp; Tri-County groups.</p>	Community Action	<p>On-going: Regular meetings of the Anti-Poverty Work Group to guide implementation of Anti-Poverty Strategy, monitor progress, publicize results, address barriers and respond to changing conditions as they arise.</p> <p>Year 2: Work to increase membership (Oregon Food Bank, culturally specific organizations, Bienestar, health sector, Chamber of Commerce, and others)</p>
1.c	Explore impact of policy changes on the lives of people with low-incomes	Pacific University Community Action	<p>On-going: Identify research questions &amp; engage academic institutions in conducting research and reporting findings</p> <p>Identified research questions:            COVID support            How did life change after minimum wage increase?            Paid medical leave impact on low-wage workers?            Housing wait list management – Implications for fair housing, community building &amp; displacement</p>

1.d	Locate affordable housing and services to promote resident access to the opportunities that help people succeed in life.	Washington County Office of Community Development	Years 1-5: Access to opportunity evaluated during HOME funding cycle.
1.e	Increase opportunities for communication, collaboration, and coordination between groups that fund organizations and agencies to undertake anti-poverty efforts.	Washington County Office of Community Development	Year 1: Identify existing efforts and key partners. Establish funders forum to identify areas of potential collaboration.
1.g	Continue to set aside the maximum available (15%) under the CDBG-funded Public Services category.	Washington County Office of Community Development	Years 1-5
1.i	Identify and follow new planning efforts where coordination with Consolidated Plan strategies may make sense.	Anti-Poverty Strategies Work Group	Year 1-5: Discuss whether representation from the Anti-Poverty Work Group makes sense to learn about new effort and whether there is a place at the table for one of our members, or at least request an opportunity to share what the consolidated plan is and try to encourage participation of the same strategies where applicable.
1.j	Establish one property that combines both affordable housing and subsidized early learning opportunities in a single site.	Washington County Office of Community Development Community Action	Year 1: Assess existing locations & opportunities in the development pipeline Begin conversations with jurisdictions & developers to introduce concept Research existing models/funding mechanisms including Section 108 Engage corporate partners Year 2: Issue White Paper & develop standard presentation Identify partners Year 3 & 4: Partner commitment, site identification/control, secure funding for project Year 5: Development

<b>Strategy 2: Service &amp; Support Systems</b>			
Provide comprehensive and integrated services that focus on prevention and are strongly consumer driven			
	<b>Action</b>	<b>Lead Contact</b>	<b>Progress Targets</b>
2.a	Increase provider & Consumer awareness of services available within community	Community Action	Years 1-5: Continue to host bi-monthly I&R breakfasts HSSN resource presentations include information about how to access services Continue to hold Project Homeless Connect Continue to promote 211info, Help Me Grow, and other emerging I&R resources

			Explore Thrive Local Support & promote Coordinated Entry Systems: <ul style="list-style-type: none"> <li>- Community Connect</li> <li>- Help Me Grow Washington County</li> <li>- Project Access Now (?)</li> <li>- Other emerging systems</li> </ul>
2.b	Strengthen Community Safety Net Services. Safety Net Services consist of emergency, short-term rent, energy and food assistance that enable residents to remain stable in their homes.	Community Action	Years 1-5: Identify existing efforts and key partners. Identify/Create new sources of funding to secure and sustain "Safety-Net" Services. Years 1-5: Improve access to safety net services by increasing collaboration and coordination among providers. Years 3-5: Align safety net access systems to improve ability to provide comprehensive supports and coordinated services
2.c	Increase community capacity to provide culturally responsive services.	Early Learning Washington County	Year 1: Provide training Year 2: Funders include question regarding equity efforts in funding applications, Promote self-assessments Year 3: Incorporate equity accountability measures into program reporting Year 4: Assess impact Year 5: Continue efforts, adjust as needed
2.d	Increase community capacity to provide coordinated services	Anti-Poverty Strategies Work Group	Year 1: Explore Existing Models Year 2: Make space available for coordinated service efforts, develop tools Year 3: Train and Promote, Identify potential funding and financial supports especially opportunities for flex funds to fill service gaps Year 4: Continue to promote, Assess local impact Year 5: Publish results, develop sustainability plan
2.e	Increase capacity for landlords, property management staff, & resident services staff to support housing retention for low-income households	Washington County Department of Housing	Year 1: Assess existing training & community efforts Year 2: Develop or select training to address identified gaps Years 3-5: Provide training annually
2.f	Increase access to culturally appropriate financial education.	Anti-Poverty Strategies Work Group	Year 1: Assess existing training & community efforts Year 2: Develop or select training to address identified gaps Years 3-5: Provide training annually

<b>Strategy 3: Civic Capital</b>		
Increase sense of community and belonging among low-income and minority residents as well as overall public investment in the social and political well-being of the entire community		
<b>Action</b>	<b>Lead Contact</b>	<b>Progress Targets</b>



3.a	Continue to engage low-income and minority residents in the development of the Consolidated Plan and Fair Housing Plan.	Washington County Office of Community Development	Years 0: Work with agencies that serve underrepresented communities to develop a plan for continued and improved outreach to, and recruitment of, low-income and minority residents to participate in focus groups and interviews to gain insight about the community. Years 3-5: Prepare for plan migration by reengaging communities
3.b	Continue to seek opportunities to solicit feedback from the low-income community about the quality and effectiveness of services and identify unmet and emerging needs in the community.	Community Action & Washington County Office of Community Development	Years 1-5: Collect and disseminate information on a yearly basis through various outreach opportunities (including but not limited to Project Homeless Connect, Point-In-Time Count, and Community Needs Assessment Survey) to identify trends and inform planning processes where appropriate
3.c	Engage community members, particularly in underserved communities, in planning and community processes in a more meaningful way.	Anti-Poverty Strategies Work Group	Year 1: Conduct thorough analysis of current state - What's happening now? Who is doing what? Including Washington County Community Engagement, Unite Us, Coalition of Communities of Color, SW Corridor, Community Alliance of Tenants, and Unite Oregon Year 2: Develop strategies to increase meaningful participation in community processes Years 3-5: Implement strategies

<b>Strategy 4: Affordable Housing Plan</b>			
Increase and/or preserve affordable housing units for low-income residents as a means of achieving or regaining self-sufficiency by reducing housing cost burden			
	<b>Action</b>	<b>Lead Contact</b>	<b>Progress Targets</b>
4.a	Seek alignment with broad initiatives around housing, health care, education, and employment.	Anti-Poverty Work Group	Years 1-5: Anti-Poverty Work Group to continue to follow progress in these areas to ensure that whenever possible and logical, alignment of systems can support other efforts (example, Enterprise Community Partners, Meyer Memorial, State of Oregon Governor's Initiatives, OHCS funding rounds, etc).
4.b	Continue to fund housing rehabilitation efforts to ensure that people can remain in their affordable homes.	Washington County Office of Community Development	Production target data will be reported in the Affordable Housing plan of the Consolidated Plan
4.c	Continue to target HOME funds to units at or below 30% MFI	Washington County Office of Community Development	Production target data will be reported in the Affordable Housing plan of the Consolidated Plan
4.d	Continue to partner with Housing Authority on the allocation of project based vouchers (PBVs) to support	Washington County Office of Community	Production target data will be reported in the Affordable Housing plan of the Consolidated Plan

	households at or below 30% MFI in HOME-assisted projects.	Development/ Housing Authority of Washington County	
4.e	Continue to use Emergency Solutions Grant funding to support individuals and families who are either homeless or at-risk of becoming homeless to achieve and/or regain stability.	Washington County Office of Community Development	Years 1-5: Continue to work with the Continuum of Care (HSSN) on allocation of the funding

<b>Strategy 5: Economic Mobility</b>			
Increase availability of and access to income supports and economic opportunities for low-income households			
	<b>Action</b>	<b>Lead Contact</b>	<b>Progress Targets</b>
5.a	Increase access to career coaching services by expanding the Aligned Partner Network to include additional homeless service providers.	Worksystems HSSN	Years 1-5: 15 Agencies in APN and/or 15 Career Coaches in Continuum
5.b	Develop Economic Opportunity Program aligning short-term housing assistance for households at or below 30% area median income (AMI) to support housing stability while individuals are engaged in job skills training or employment program.	Worksystems HSSN	Years 1 & 2: Identify funding opportunities and project sponsors Years 3-5: Operate Economic Opportunity Program Established and operating, serving a full career coaching capacity (35-40 HH).
5.c	Create annual training on “child support” laws to provide social service case workers with information on how to assist single parents to access child support enforcement services.	Community Action	Years 1-5: Conduct annual training
5.d	Develop systematic process for referring homeless and at-risk households to mainstream resources utilizing the Community Connect, a coordinated entry system serving people at imminent risk of homelessness (within 14 days) or experiencing homelessness.	Washington County Department of Housing Community Action	Year 1: Develop process Years 2-5: Implement and analyze impact. Target of 500 households each year provided assistance and direction connecting to and applying for mainstream resources.
5.e	Expand the ASSIST Program to increase access to SSI/SSDI application assistance for homeless and at-risk individuals, and provide annual SOAR training to community partners	ASSIST	Year 1: Increase FTE dedicate to providing assistance to Washington County clients. Years 2-5: Increase approved SSI/SSDI claims
5.f	Expand Supported Employment Program model for individuals with disabilities experiencing barriers to obtain and retain employment.	DAVS	Years 1-5: Staff 2 FTE “Employment Specialist/Job Coach” positions that will work with employers to hire formerly homeless persons, and to support formerly homeless in developing employment skills, and obtain and retain employment.







## Washington County Office of Community Development

328 West Main Street, Suite 100, MS7  
Hillsboro, OR 97123



503-846-8814



503-846-2882



[www.co.washington.or.us/CommunityDevelopment](http://www.co.washington.or.us/CommunityDevelopment)

To help ensure equal access to Washington County Office of Community Development programs, services and activities, we will provide translation, reasonably modify policies or procedures and provide auxiliary aids/services/alternative formats to persons with disabilities.

For accommodations, translations, complaints, and additional information, contact 503-846-8814, or for voice to TTY relay dial 711 or 1-800-735-1232.

Para traducción en español marque 1-800-735-3896.

