



WORK SESSION

WASHINGTON COUNTY BOARD OF COMMISSIONERS

Session Date: March 15, 2022 **Length of Time Requested:** 30
Department(s): Assessment and Taxation, County
Administrative Office, County Counsel
Presented by: Amanda Garcia-Snell, Community Engagement Manager
Tom Carr, County Counsel
Steve March, Consultant

Title of Topic:	Reapportionment - Statutory Criteria and Other Factors
------------------------	---

ATTACHMENTS:

[Commissioner District Reapportionment March Final](#)
[Reapportionment Summary of Community Input](#)

PURPOSE & DESIRED OUTCOME:

- (1) Provide Commissioners with information regarding the reapportionment of Commissioner districts including factors that have been considered in the past, factors recommended by the state and factors recommended by community members.
- (2) Seek Commission input about the factors that should be used in the 2022 reapportionment.
- (3) Answer the following questions:
 - a. Which, if any, of the seven state criteria, three additional factors considered in 2015, and/or two community-recommended factors should PSU consider when drafting options for the Board to Consider?
 - b. What additional factors, if any, should be added to the list?

POLICY QUESTIONS FOR THE BOARD TO CONSIDER:

What factors should staff ask Portland State University to consider in drafting new Commissioner Districts?

SUMMARY OF TOPIC:

This agenda item concerns reapportioning commissioner districts for the 2024 election. This will not affect commissioners elected this year. Charter section 84 requires that Commissioner districts be reapportioned after the decennial reapportionment of the state legislative districts. The Oregon Supreme Court approved the reapportionment of the state districts effective January 1, 2022.

The Charter requires that once the state reapportionment is complete, the Board direct the appropriate county official to determine the population distribution among the districts after the decennial census. If any district is more than 105% of the population of any other district, the county is required to reapportion the districts. Based on review of the census data, District 2 is more than 105% of the size of another district. On February 1, 2022, the Board accepted the Report of the Director of Assessment and Taxation and directed him to prepare a plan to reapportion the districts.

The next step is to begin the process of drawing the new districts. The first step is to provide demographers with direction on criteria and factors they should consider when developing options for re-drawing the district lines. Staff has conducted two outreach sessions with community members to receive input.

Sources for criteria and factors to consider include the following:

1. 1. Seven (7) criteria from the Secretary of State's Office.
2. 2. Three (3) additional factors considered during the 2015 commissioner reapportionment process.
3. 3. Two (2) additional factors raised by community partners during recent outreach sessions.
4. 4. Any other factors the Board would like to consider.



Commissioner District Reapportionment

Board Work Session

| March 15, 2022

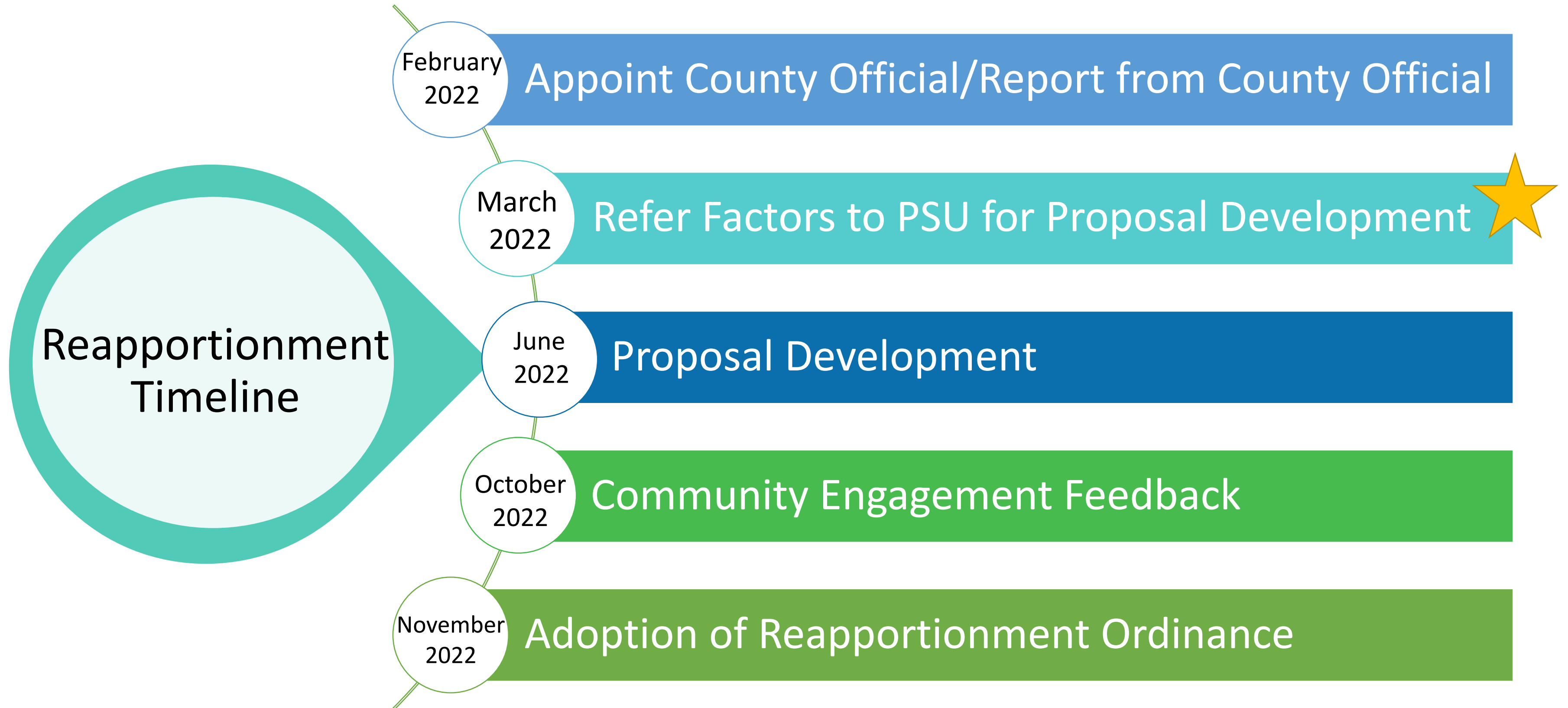


Agenda

- Secretary of State Factors for Reapportionment
- 2015 Additional Factors
- Community Engagement
- Questions and Next Steps



→ Reapportionment Process for the 2024 Election

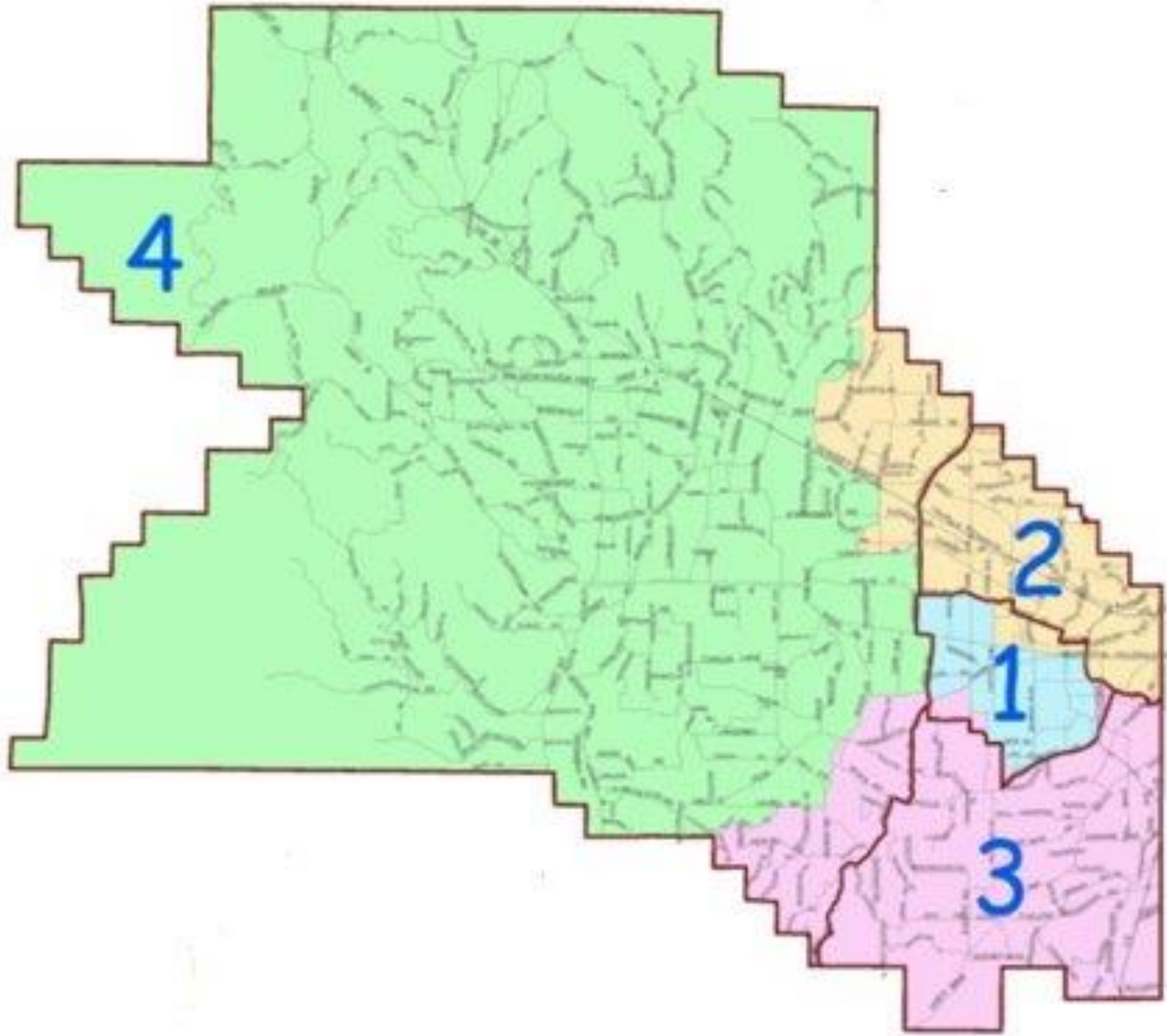




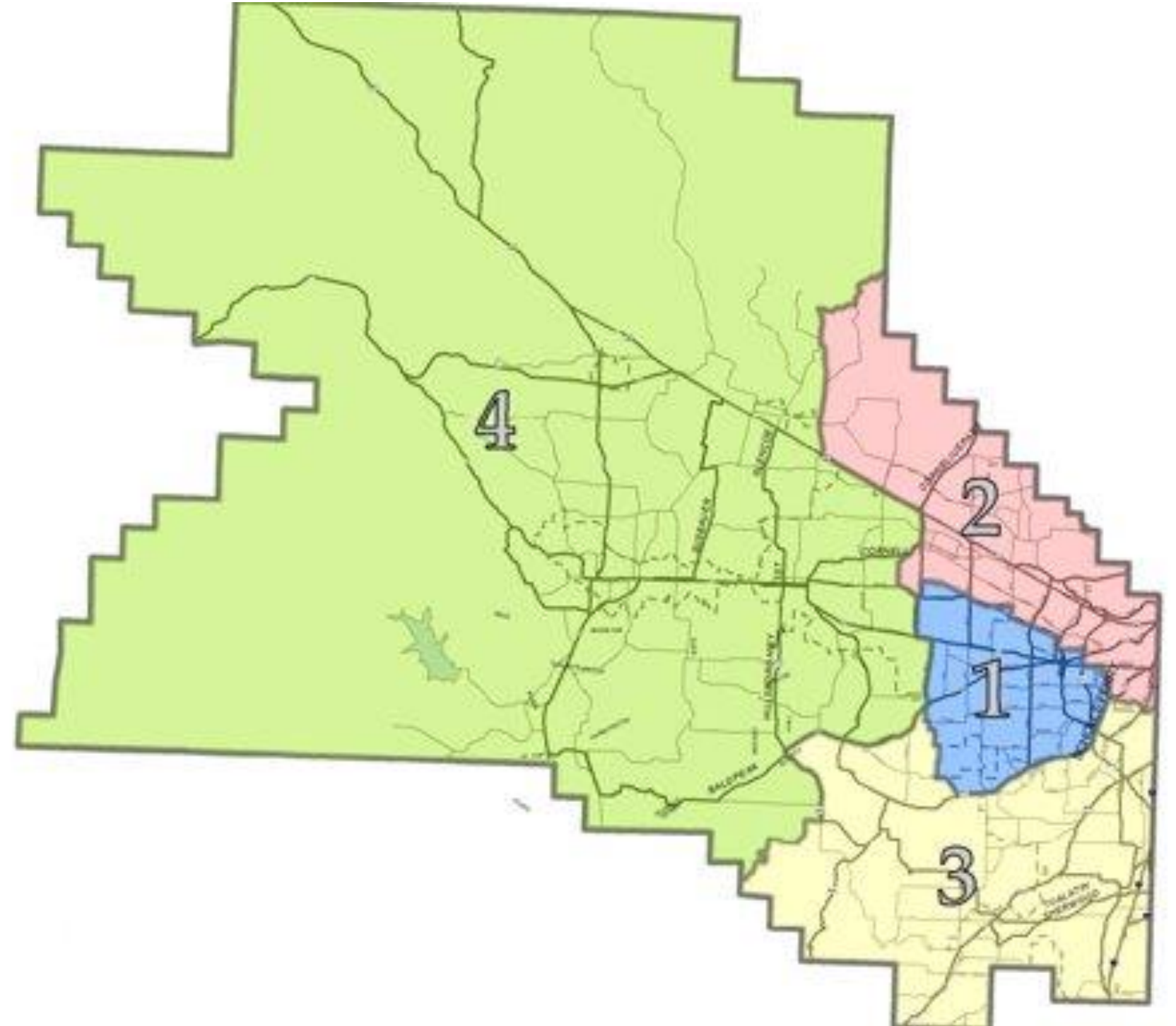
Relative Population Growth

District	Est. Pop. * 2015	2020 Census	% Change
1	132,463	147,328	11%
2	132,463	159,717	21%
3	132,463	146,684	11%
4	132,463	146,643	11%

Districts Before 2015



Current Districts



→ Secretary of State Factors

Each district, as nearly as practical, shall:

1. Be contiguous
2. Utilize existing geographical or political boundaries
3. Not divide communities of common interest
4. Be connected by transportation links
5. Be of equal population
6. Not drawn to favor person or partisan concerns
7. Not drawn to dilute voting strength of any language or ethnicity



2015 Additional Factors



- Use existing geographic and political boundaries, with consideration of major transportation routes and limiting the number of districts overlapping a city
- Not divide “communities of interest,” that is, relative parity in terms of age (under and over 18 years) and race/ethnicity
- Maintain District 1 as the only district that is exclusively urban/suburban without a rural area



Community Engagement



Community Engagement:


- February 14 – OEICE met with 9 key culturally specific and responsive organizations to share information about the reapportionment process and answer questions.
- February 22 – The group reconvened to share the organizations' feedback on considerations for boundary changes and community engagement for the reapportionment process.

Community Factor Recommendations:

- Consider Socio-Economic Status (SES)
- Consider rural/urban divide

→ All Factors Together

1. Be contiguous
2. Utilize existing geographic or political boundaries
3. Not divide communities of common interest
4. Be connected by transportation links
5. Be of equal population
6. Not drawn to favor person or partisan concerns
7. Not drawn to dilute voting strength of any language or ethnicity
8. Use existing geographic and political boundaries, with consideration of major transportation routes, and limiting the number of districts overlapping a city
9. Not divide “communities of interest,” that is, relative parity in terms of age (under and over 18 years) and race/ethnicity
10. Maintain District 1 as the only district that is exclusively urban/suburban without a rural area
11. Consider Socio-Economic Status (SES)
12. Consider rural/urban divide



State

2015

Community



Staff Summary of Commissioner Recommendations

1. Be contiguous
2. Utilize existing geographic or political boundaries (consider newly drawn legislative and congressional district boundaries as well as the boundaries of neighboring jurisdictions when drawing districts)
3. Not divide communities of common interest
4. Be connected by transportation links
5. Be of equal population **as nearly as practicable consistent with Charter requirements**
6. Not drawn to favor person or partisan concerns
7. Not drawn to dilute voting strength of any language or ethnicity
8. Use existing geographic and political boundaries, with consideration of major transportation routes and limiting the number of districts overlapping a city **(add Park Districts, School Districts, Urban Growth Boundary, Urban Service Agreement Areas, keep Aloha and Beaverton in one district?)**
9. Not divide “communities of interest,” that is, relative parity in terms of age (under and over 18 years) and race/ethnicity
10. Maintain District 1 as the only district that is **primarily** ~~exclusively~~ urban/suburban ~~without a rural area~~ (or keep it as it was in 2015)
11. Consider Socio-Economic Status (SES)
12. Consider rural/urban divide **(by including rural areas in each district)**



Key Questions



1. Which, if any, of the 12 factors listed should PSU use when creating their options for reapportionment?
2. Are there any additional factors that the Board would like to add?



Next Steps

- Factors given to PSU for option development – March 2022
- Board reviews proposed options – June 2022
- Community Engagement on proposed options – July-October 2022
- Board Decision – November/December 2022



CAO

www.co.washington.or.us

Date: 02/28/2022

To: County Board of Commissioners

CC: Tanya Ange, County Administrator

From: Office of Equity, Inclusion, and Community Engagement

Re: Summary of Community Partner Recommendations for Boundary Factors and Community Engagement Efforts for Washington County's Reapportionment Process

Overview

Per County Board of Commissioner direction, the Office of Equity, Inclusion, and Community Engagement began the first phase of comprehensive and equitable community engagement for Washington County's reapportionment process. It is essential to provide opportunities for meaningful community engagement to ensure that the County's reapportionment process is inclusive, centered around racial equity and that the outcomes reflect the County's diversity.

The first phase of this work focuses on two things 1) identifying equity-focused factors for the Board to consider as a supplement to the boundary criteria recommended by the Secretary of the State of Oregon and 2) gathering recommendations for the foundational elements to be included in the next two phases of community engagement for the reapportionment process.

On February 14, the Office of Equity, Inclusion, and Community Engagement met with nine key culturally specific and responsive community partner organizations to share information about the reapportionment process and answer questions. This group reconvened, one week later on February 22, to share their organizations' feedback on considerations for boundary changes and community engagement for the reapportionment process. These comments are synthesized in the next section of Meeting Outcomes.

In both meetings the group was actively engaged in discussion with several questions, comments, and suggestions that were beyond the scope of Commissioner district boundary and community engagement. The information the group shared was extremely valuable and should be included in the development of communications related to the reapportionment process. These are summarized at the end of the Meeting Outcome under the heading *Communication*.

Meeting Outcomes

Additional Boundary Factors

Regarding the first question asked to the group about additional factors, beyond the state recommended criteria, that should be considered in the development of proposed boundaries. The primary factors that could be considered are summarized here:

- Consider Socio-Economic Status (SES)
- Consider rural/urban divide

Community Engagement Recommendations

Community partners in attendance made several recommendations for effective culturally specific community engagement that are consistent with best practices such as:

- ensuring language accessibility of meetings and documents
- hosting any in-person meetings as close to impacted communities as possible
- keeping information succinct and simple

Additionally, community partners suggested adopting a “train-the-trainer” model of disseminating information by giving community-based organizations the tools they need to share information with the communities they represent. Strategies mentioned in response to the boundary question that are related to community engagement include identifying where culturally specific communities gather, and consideration of faith and workplace-based communities.

Communication

In both meetings, attendees provided suggestions, comments, and questions for both topics that should be considered in the development of communications of the reapportionment process. They also stressed the importance of being able to explain to community members why participating in the reapportionment process should matter to them. Some feedback included the importance of understanding the historical effects of redistricting specific clarifications about the relationship between district boundaries and community supports such as access to health services, affordable housing, public schools and education programs, economic and employment opportunity, transportation, and social capital. As redistricting options begin to emerge, clarity as to the specific cultural and language groups most affected by potential changes to district boundaries will guide communication tools and activities to reduce any barriers that would impede meaningful community engagement. Partnerships with trusted community-based organizations already serving these communities will also be essential to communicating effectively beyond the County’s traditional channels.

Next Steps

The two boundary factor recommendations identified through this first phase of community engagement will be included in a presentation to the County Board of Commissioners with other boundary factors presented by the Reapportionment Project Team in work session on March 15, 2022. The next steps for community engagement are to share this summary with key stakeholders such as the community partners that participated in the first phase meetings and the community engagement contractor who will lead the subsequent engagement phases later in the reapportionment process.